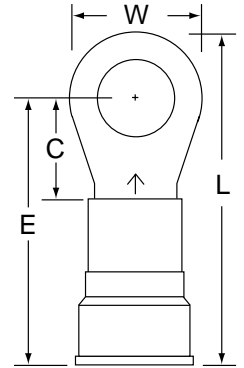




Scotchlok™ Terminals

MN8-10R/S thru MN4-12R/S
Ring Tongue, Nylon Insulated, Brazed Seam



Data Sheet

Product Number	Wire Range (AWG)	Stud Size	W	C	L	E	Thickness	Barrel Length	Barrel I.D.	Maximum Insulation Diameter
MN8-10R/S	8	10	0.47	0.40	1.26	1.03	0.050	0.31	0.175	0.340
MN8-14R/S	8	1/4	0.47	0.40	1.26	1.03	0.050	0.31	0.175	0.340
MN8-516R	8	5/16	0.59	0.45	1.38	1.08	0.050	0.31	0.175	0.340
MN8-38R	8	3/8	0.59	0.45	1.38	1.08	0.050	0.31	0.175	0.340
MN8-12R/S	8	1/2	0.81	0.69	1.72	1.32	0.050	0.31	0.175	0.340
MN6-10R/S	6	10	0.47	0.52	1.50	1.27	0.050	0.39	0.250	0.440
MN6-14R/S	6	1/4	0.47	0.52	1.50	1.27	0.050	0.39	0.250	0.440
MN6-516R	6	5/16	0.63	0.52	1.58	1.27	0.050	0.39	0.250	0.440
MN6-38R	6	3/8	0.63	0.52	1.58	1.27	0.050	0.39	0.250	0.440
MN6-12R/S	6	1/2	0.81	0.63	1.78	1.38	0.050	0.39	0.250	0.440
MN4-10R	4	10	0.68	0.53	1.74	1.41	0.075	0.47	0.280	0.515
MN4-14R	4	1/4	0.68	0.53	1.74	1.41	0.075	0.47	0.280	0.515
MN4-516R	4	5/16	0.68	0.53	0.74	1.41	0.075	0.47	0.280	0.515
MN4-38R	4	3/8	0.68	0.53	0.74	1.41	0.075	0.47	0.280	0.515
MN4-12R/S	4	1/2	0.68	0.53	0.74	1.41	0.075	0.47	0.280	0.515



UNDERWRITERS
LABORATORIES
STANDARD NO. UL 486A
3M FILE NO. E23438



CANADIAN STANDARDS
ASSOCIATION
STANDARD NO. C22.2
NO. 0. 65
3M FILE NO. LR22190

Specifications

Wire Size:	See Table Above
Barrel Seam:	Brazed
Max. Voltage Rating:	600 V Building Wire 1000 V Signs, Fixtures and Luminaires
Max. Operating Temp.:	221°F (105°C)
Max. Current:	Same as Wire
Insulator Material:	Nylon
Terminal Material:	ETP Copper
Terminal Plating:	Tin

Installation Information

WARNING

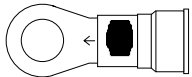
Turn power off before installing or removing terminal. All electrical work should be done according to appropriate electrical codes.


UL Listed and CSA Certified for use on stranded copper (AWG) wire only.

Strip away wire insulation:

AWG	Length
8	1/2"
6	9/16"
4	5/8"

Make the crimp in the proper station of a recommended 3M crimp tool: TH-450 (scissor style) hand tool, Thomas & Betts WT 115A, or Burndy MY29-3.



 Barrel Crimp (Electrical)

3M and Scotchlok are trademarks of 3M.

 is a trademark of Underwriters Laboratories.

 is a trademark of Canadian Standards Association.

IMPORTANT NOTICE

Before using this product, you must evaluate it and determine if it is suitable for your intended application. You assume all risks and liability associated with such use.

Warranty; Limited Remedy; Limited Liability. This product will be free from defects in material and manufacture as of the date of purchase. **3M MAKES NO OTHER WARRANTIES INCLUDING, BUT NOT LIMITED TO, ANY IMPLIED WARRANTY OF MERCHANTABILITY OR FITNESS FOR A PARTICULAR PURPOSE.** If this product is defective within the warranty period stated above, your exclusive remedy shall be, at 3M's option, to replace or repair the 3M product or refund the purchase price of the 3M product. **Except where prohibited by law, 3M will not be liable for any loss or damage arising from this 3M product, whether direct, indirect, special, incidental or consequential regardless of the legal theory asserted.**

3M

Electrical Products Division

6801 River Place Blvd.
Austin, TX 78726-9000
<http://www.3M.com/elpd>

Engineering Specification

Crimp-type terminals shall, electrically and mechanically, connect to a pre-stripped end of a stranded copper wire: and have a flat tongue portion with a central opening for mounting around a screw or stud.

The terminal line shall offer tongue variations in hole (stud) size (10, 1/4 in., 5/16 in., etc.) and configuration (ring, fork, block fork, flanged block fork, locking fork, etc.): and barrel variations in wire (AWG) size (22-18, 16-14, 12-10, etc.) and construction (non-insulated brazed seam, vinyl insulated butted seam, nylon insulated with insulation grip, etc.). The terminal line shall have regulatory agency coverage (UL Listing, CSA Certification). The terminal tongue shall be marked with the wire range and manufacturer's symbol (↑).

The nylon-insulated, brazed seam ring tongue terminal shall be tin-plated, annealed copper, with the tongue having a specified stud hole (size 10 thru 1/2 in.) and a brazed seam barrel covered by a molded nylon funnel entry sleeve, color coded and sized for a specified (AWG) wire range (8, 6, 4).

Insulated terminals shall be UL Listed and CSA Certified for 600 Volts maximum building wire: 1000 Volts maximum in signs, fixtures and luminaries and have a maximum operating temperature of 221°F (105°C).