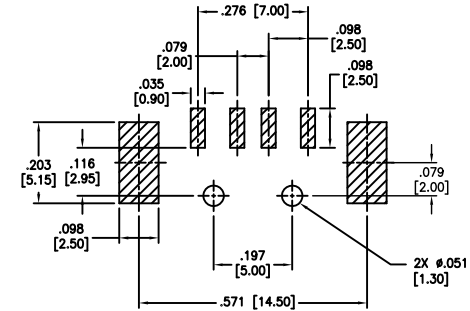
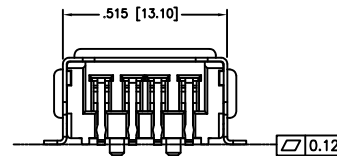
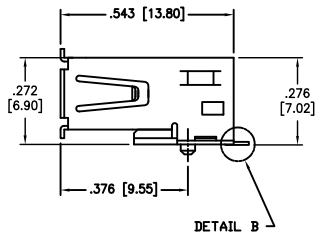
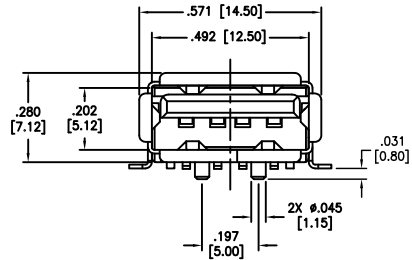
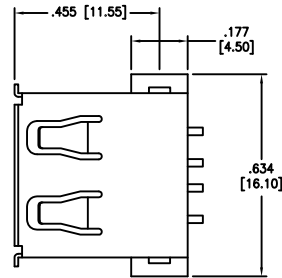
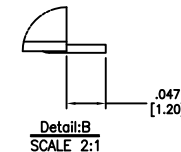
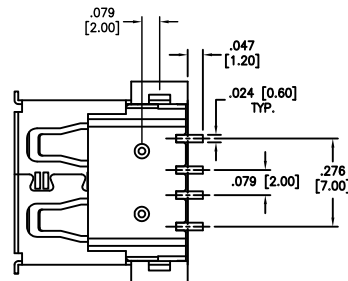


APPROVED: _____
 DATE: _____ TITLE: _____

Rev	AWO #	Description	Date	Appr
-		RELEASED	11/03/04	
A		UPDATED	3/27/08	
B		REVISED SPEC.	5/30/11	
C		REVISED DIM.	6/23/11	
D		REVISED DIM.	7/24/14	AY/YC
E		REVISED DIM.	10/15/14	AY/GC
F		UPDATED SPEC.	8/19/15	HR/NC
G		UPDATED SPEC.	2/18/16	HR/AY1



RECOMMENDED
PCB LAYOUT



SPECIFICATIONS:

Material:
 Insulator: LCP, rated UL 94V-0
 Insulator color: Black
 Contacts: Brass
 Shell: Copper Alloy, nickel/Tin plated
 Contact Plating:
 Gold flash over Nickel on mating area,
 Tin over Copper underplate on tails.

Electrical:
 Operating voltage: 30 VAC max.
 Current rating: 1.5 Amp max.
 Contact resistance: 30 mohms max.
 Insulation resistance: 1000 Mohms min. @ 500 VDC
 Dielectric withstanding voltage: 500 VAC for 1 minute

Mechanical:
 Insertion force: 35 Newtons max.
 Withdrawal force: 10 Newtons min.
 Temperature Rating:
 Operating temperature: -40°C to +85°C
 Environmental:
 Lead free, RoHS compliant.



UNLESS OTHERWISE SPECIFIED
 ALL DIMENSIONS ARE INCHES [MM]
 TOLERANCES: EXCEPT AS NOTED

INCHES		HOLES	
.X	± .10	∅X	± .10
.XX	± .020	∅.XX	± .015
.XXX	± .015	∅.XXX	± .010

APPROVALS		DATE
DRAWN	SS	11/03/04
CHECKED		
APPROVED		

ADAM TECH

909 Rahway Avenue, Union, NJ 07083
 Phone: 908-687-5000 Fax: 908-687-5710

TITLE			
USB TYPE A, RIGHT ANGLE, TRUE SURFACE MOUNT			
SIZE	PART NO.	REV.	
X	USB-A-S-RA-TSMT	G	
REF:	S00005C	SCALE:	NTS
		SHEET 1 OF 1	