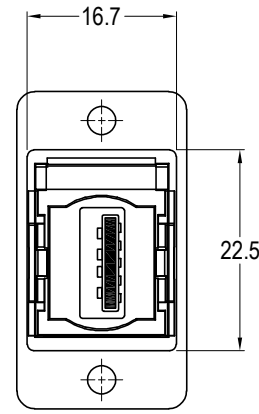
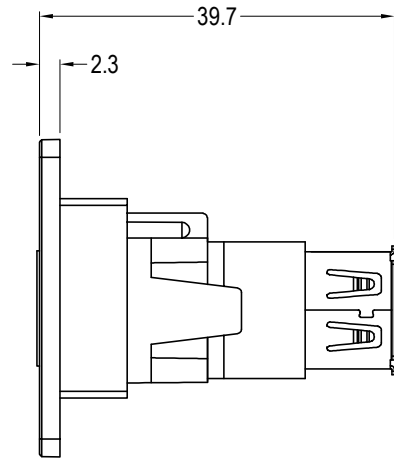
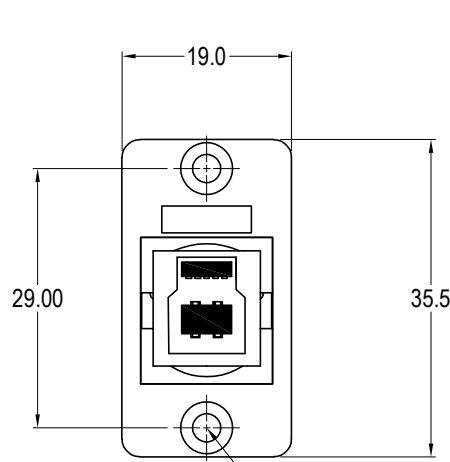
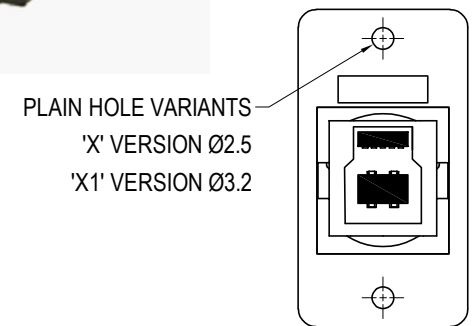

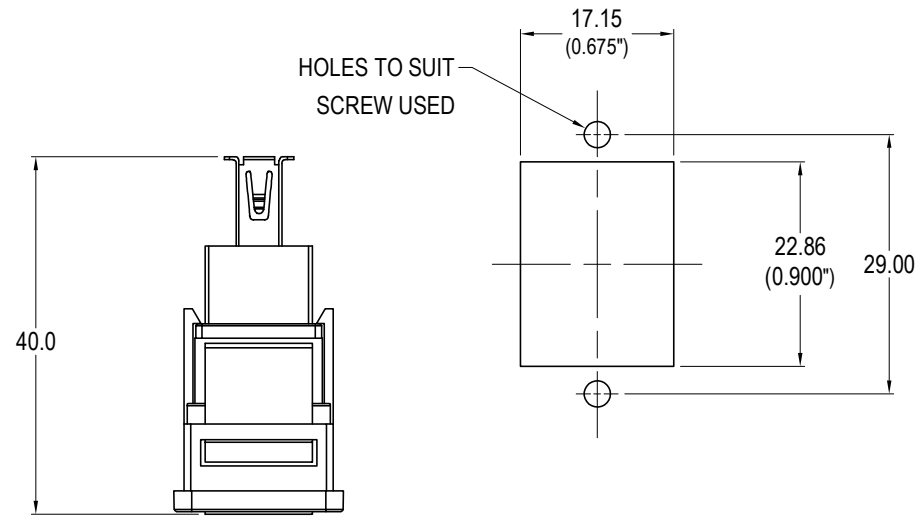


ISS.	AMEND	DATE
1	ISSUED	16/09/20



VARIANTS	
PART NO.	HOLE DETAILS
CP30606N	HOLE Ø3.2 x CSK 90° x Ø5.85
CP30606NX	PLAIN HOLE Ø2.5
CP30606NX1	PLAIN HOLE Ø3.2

3x HOLE VARIANTS
 Ø3.2mm CSK 90° x Ø5.85
 'X' PLAIN Ø2.5 HOLES
 'X1' PLAIN Ø3.2 HOLES

- Specification:
1. Voltage rating: 30V AC
 2. Current rating: 1.8A max
 3. Contact resistance: 50mΩ max
 4. Insulation resistance: 20MΩ min
 5. Dielectric withstanding voltage: 500V AC
 6. Operating Temperature: -20°C to 50°C

- Material:
1. Insert: ABS UL94 HB
 2. Frame: Polyamide UL94 V-2
 3. Inner Overmouldings: PE + PVC
 4. Shell: Nickel plated steel
 5. Contacts: Gold Plated

RoHS
COMPLIANT

TOLERANCE
 NO DEC. PLACE ±
 1 DEC. PLACE ±
 2 DEC. PLACE ±
 HOLE Ø ±
 ANGLES ±
 UNLESS OTHERWISE STATED

Cliff Electronic Components Ltd.
 76 Holmehorpe Avenue, Holmehorpe Industrial Estate,
 Redhill, Surrey, RH1 2PF, England, UK
 Tel: 01737-771375 Fax: 01737-766012 Website: www.cliffuk.co.uk

DIMENSIONS IN MILLIMETERS UNLESS OTHERWISE STATED. WORK TO DIMENSIONS. REMOVE ALL BURRS. IF IN DOUBT ASK.

3rd ANGLE PROJECTION:

DO NOT SCALE

MATERIAL: See Notes
 FINISH: See Notes

TITLE: FRONT MOUNT SLIM FT USB3 B-A

THE CONTENTS OF THIS DOCUMENT MUST NOT BE COPIED OR DISCLOSED TO A 3rd PARTY WITHOUT WRITTEN PERMISSION OF CLIFF UK. © 2020

DRAWN: T.J.O.

APPROVED: D.P.J.

DRWG. No. **CP30606N**

FORM: A4DRWGH