

1

2

3

4

5

6

7

A

A

B

B

C

C

D

D

E

E

F

F

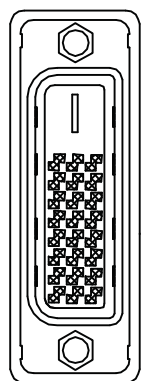
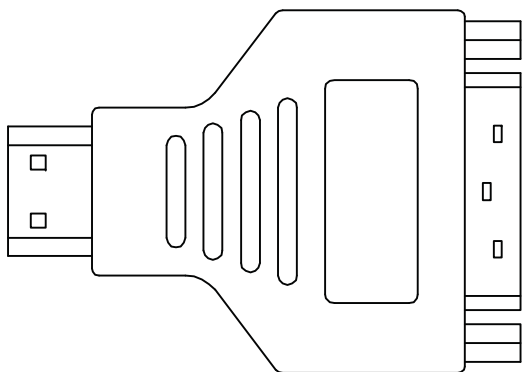
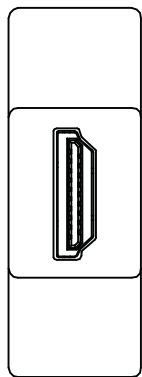
G

G

H

H

P1



P2

PIN ASSIGNMENT

P1	P2
1	2
3	1
2	3
4	10
6	9
5	11
7	18
9	17
8	19
10	23
12	24
11	22
15	6
16	7
17	15
19	16
18	14
S	S

Material:

- Jump wire-28-1061-2*35*2mm
- Hi Temp Tape: W:19mm; L:70mm
- Foil-CU:30*85mm
- PVC-BK10/50
- **P1:** HDMI A type connector
- **P2:** DVI-D (24+1) Male (front rivet nut)
- PE bag: 3.5"*3.5"*0.06mm

Unit: mm



Scale	None					Date	Name	Title HDMI A - DVI-D Adapter HDMI 19pin A Male ⇔ DVI-D(24+1) Male
TOLERANCE						Drawn	Wilson	
X.	±X					Approved	Groll	Drawing-No. rev01
X.X	±X							
X.XX	±X							Sheet 1/1
DIM	TOL							
X.°	±X°							
X.X°	±X°	①	Updated all information	13.03.13	Wilson			
Angle	TOL	Id.	Modification	Date	Name	 <small>1840 W. Drake Drive, Suite 101 • Tempe, AZ 85283 Toll Free: 1-877-277-6266 • Email: info@assmann.us</small>		

1

2

3

4

5

6

7