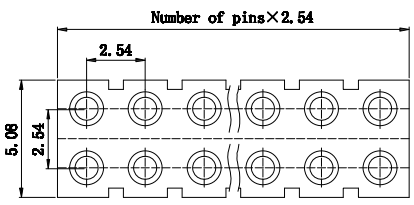
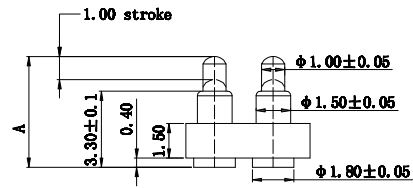


APPROVED: \_\_\_\_\_  
 DATE: \_\_\_\_\_ TITLE: \_\_\_\_\_

Rev	AWO #	Description	Date	Appr
-		RELEASED	5/10/19	

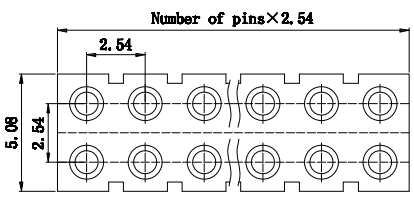
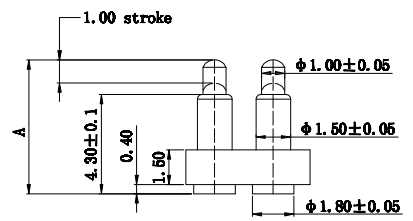
3.30mm Length



3.30mm Length  
 Positions: 01 thru 40

ADAM P/N	Initial Height
PH2-3B-XX-MVF-3345-C1	4.5mm
PH2-3B-XX-MVF-3350-C1	5.0mm

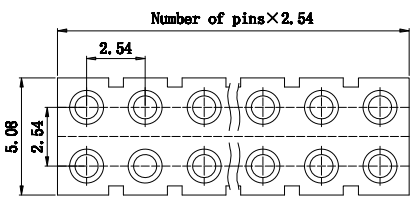
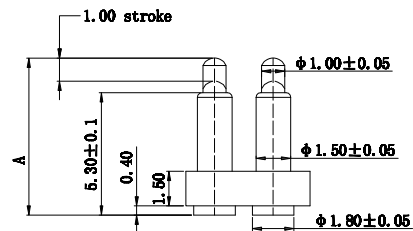
4.30mm Length



4.30mm Length  
 Positions: 01 thru 40

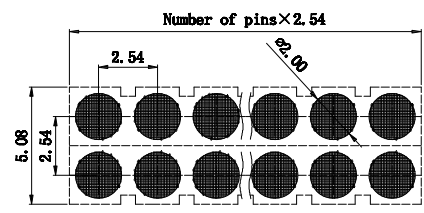
ADAM P/N	Initial Height
PH2-3B-XX-MVF-4355-C1	5.5mm
PH2-3B-XX-MVF-4360-C1	6.0mm

5.30mm Length



5.30mm Length  
 Positions: 01 thru 40

ADAM P/N	Initial Height
PH2-3B-XX-MVF-5365-C1	6.5mm
PH2-3B-XX-MVF-5370-C1	7.0mm
PH2-3B-XX-MVF-5375-C1	7.5mm
PH2-3B-XX-MVF-5380-C1	8.0mm



RECOMMENDED PCB LAYOUT

**SPECIFICATIONS:**  
 Material:  
 Insulator: PA46, rated UL 94V-0, Color: Black  
 Contacts: Brass  
 Spring: Stainless Steel  
 Plating:  
 Gold flash over Nickel underplate overall  
 Electrical:  
 Voltage rating: 12 Volts  
 Current rating: 1A max  
 Contact resistance @ working stroke: 30 mohms max. before test  
 60 mohms max. after test  
 Insulation resistance: 100 Mohms min  
 Dielectric withstanding voltage: 100 VRMS @ 60HZ  
 Mechanical:  
 Spring force: 90g±20g @ 1.0mm working stroke (3.30mm)  
 70g±20g @ 1.0mm working stroke (4.30 & 5.30mm)  
 Full stroke: 1.40mm  
 Life test: 10,000 Cycles Min  
 Temperature Rating:  
 Operating temperature: -30°C to +85°C  
 Environmental:  
 Lead free, RoHS compliant.



UNLESS OTHERWISE SPECIFIED ALL DIMENSIONS ARE MILLIMETERS TOLERANCES: EXCEPT AS NOTED	
MM	ANGLE
.X ± 0.20	.X° ± 2°
.X ± 0.15	.X° ± 0.5°
.XX ± 0.10	
APPROVALS	
DRAWN	DATE
CHECKED	DATE
APPROVED	

**ADAM TECH INTERCONNECTS** 909 Rahway Avenue,  
 Union, NJ 07083  
 Phone: 908-687-5000  
 Fax: 908-687-5710

TITLE: CUSTOM LENGTH TUBE DOUBLE ROW STRIPS  
 1.50MM INSULATOR HEIGHT, SMT LOADED

SIZE	PART NO.	REV.
X	PH2-3B-XX-MVF-XXXX-C1	-
REF: S00185C	SCALE: NTS	SHEET 1 OF 1