



SAW Components

SAW filter

WiMAX

Series/type:	B5139
Ordering code:	B39262B5139U410
Date:	September 25, 2012
Version:	2.0

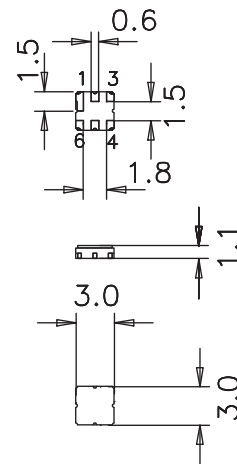
Application

- Low-loss RF filter for WiMAX application
- Low amplitude ripple
- Matching network required for operation at 50Ω
- Usable passband 50 MHz



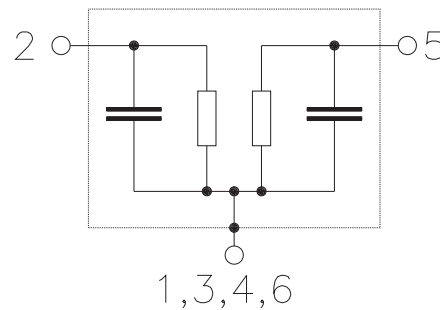
Features

- Package size 3.0 x 3.0 x 1.1 mm3
- Package code DCC6C
- RoHS compatible
- Approximate weight 0.037 g
- Package for Surface Mount Technology (SMT)
- Ni, gold-plated terminals
- Electrostatic Sensitive Device (ESD)
- Moisture Sensitivity Level 1



Pin configuration

- 2 Input unbalanced
- 5 Output unbalanced
- 1,3,4,6 To be grounded





SAW Components

B5139

SAW filter

2593.0 MHz

Data sheet



Characteristics

Temperature range for specification: T = -40 °C to +85 °C
 Terminating source impedance: Z_S = 50Ω with matching network
 Terminating load impedance: Z_L = 50Ω with matching network

				min.	typ. @ 25 °C	max.	
Center frequency	f _C			—	2593.0	—	MHz
Maximum insertion attenuation	α _{max}	2568.0 ... 2618.0	MHz	—	2.4	3.5	dB
Amplitude ripple (p-p)	Δα	2568.0 ... 2618.0	MHz	—	1.0	1.5	dB
Input VSWR		2568.0 ... 2618.0	MHz	—	1.7	2.1	
Output VSWR		2568.0 ... 2618.0	MHz	—	1.5	2.1	
Attenuation	α	10 ... 2450	MHz	20.0	30.0	—	dB
		2450 ... 2500	MHz	25.0	27.0	—	dB
		2500 ... 2525	MHz	11.0	13.0	—	dB
		2662 ... 2670	MHz	10.0	24.0	—	dB
		2670 ... 2690	MHz	17.0	31.0	—	dB
		2690 ... 3500	MHz	25.0	27.0	—	dB
		3500 ... 4000	MHz	25.0	38.0	—	dB



SAW Components

B5139

SAW filter

2593.0 MHz

Data sheet



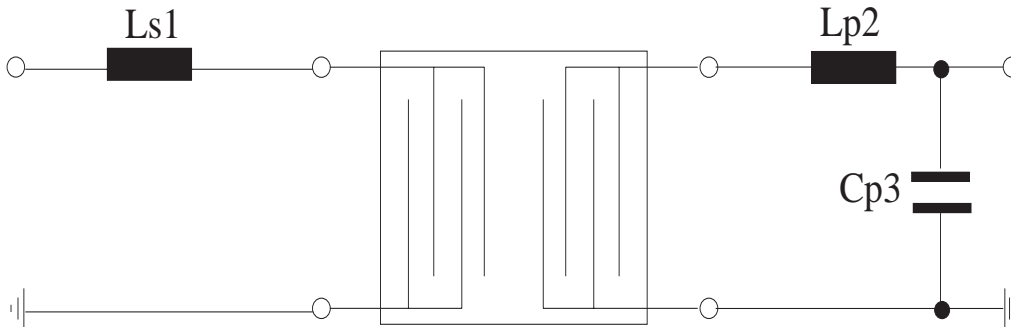
Maximum ratings

Operable temperature range	T	-40/+85	°C	
Storage temperature range	T _{stg}	-40/+85	°C	
DC voltage	V _{DC}	0	V	
ESD voltage	V _{ESD}	50 ¹⁾	V	machine model, 10 pulses
Input power 2568.0 ... 2618MHz	P _{IN}	14	dBm	CW, 10K hours, 85°C
		10	dBm	CW, 100K hours, 85°C

¹⁾ acc. to JESD22-A115A (machine model), 10 negative & 10 positive pulses.

Testing Matching Network

(Element values depend on PCB layout)



Ls1 = 1.0 nH

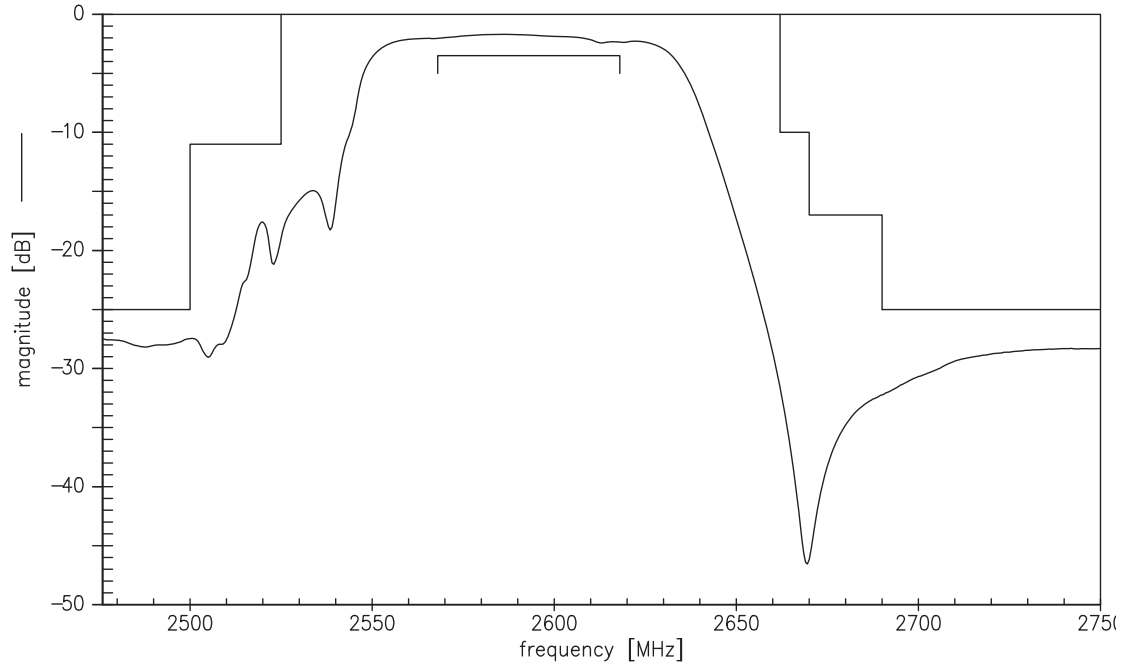
Lp2 = 1.0nH

Cp3 = 1.0pF

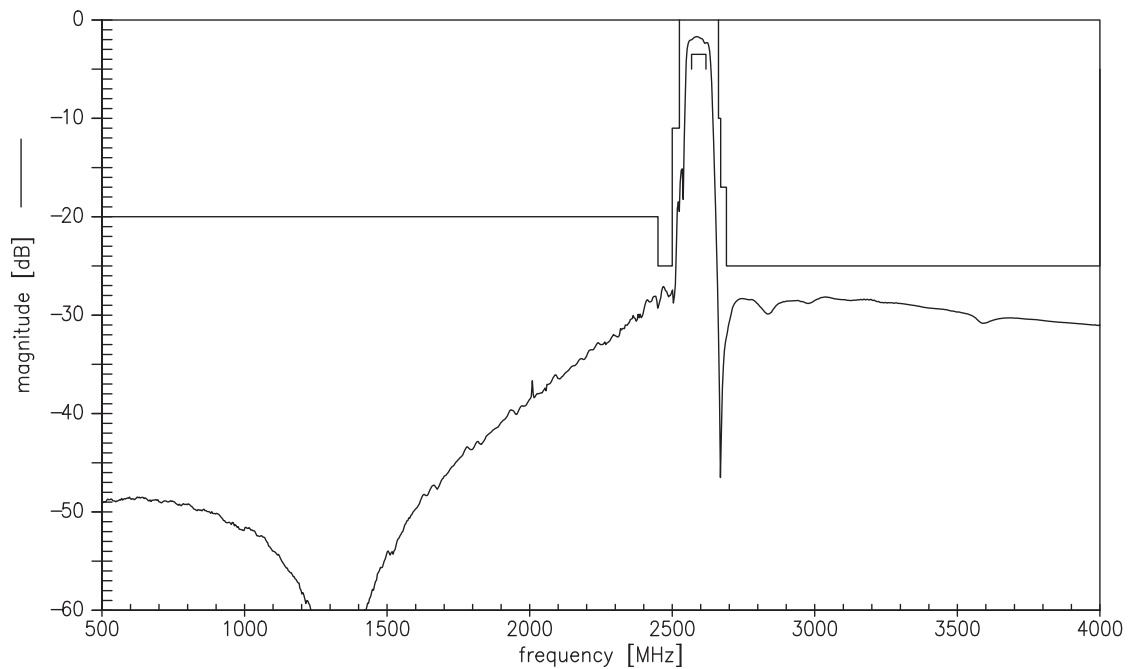
Element values depend upon board layout.



Transfer function



Transfer function (wideband)

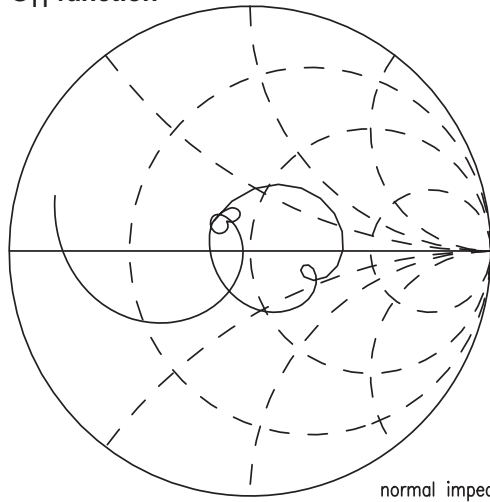


Data sheet

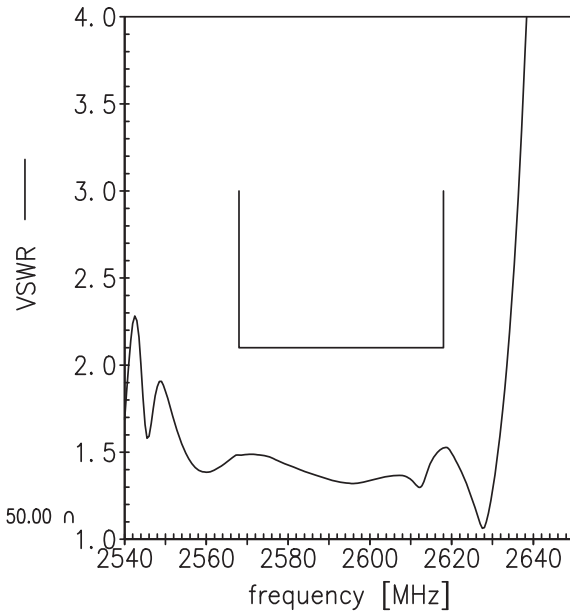
SMD

Smith charts

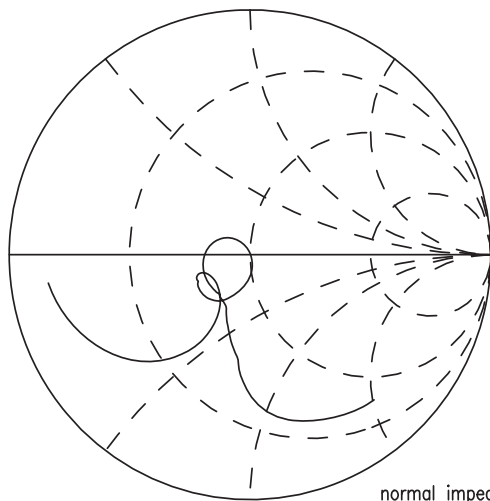
S₁₁ function



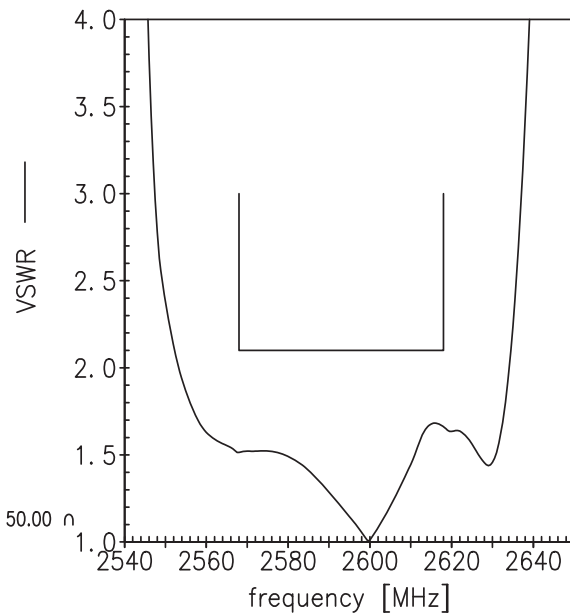
normal impedance: 50.00 Ω



S₂₂ function



normal impedance: 50.00 Ω





SAW Components	B5139
SAW filter	2593.0 MHz

Data sheet



References

Type	B5139
Ordering code	B39262B5139U410
Marking and package	C61157-A8-A67
Packaging	F61074-V8168-Z000
Date codes	L_1126
S-parameters	B5139_NB.s2p B5139_WB.s2p see file header for port/pin assignment table
Soldering profile	S_6001
RoHS compatible	defined as compatible with the following documents: "DIRECTIVE 2002/95/EC OF THE EUROPEAN PARLIAMENT AND OF THE COUNCIL of 27 January 2003 on the restriction of the use of certain hazardous substances in electrical and electronic equipment. 2005/618/EC from April 18th, 2005, amending Directive 2002/95/EC of the European Parliament and of the Council for the purposes of establishing the maximum concentration values for certain hazardous substances in electrical and electronic equipment."
Matching coils	See Inductor pdf-catalog http://www.tdk.co.jp/tefe02/coil.htm#aname1 and Data Library for circuit simulation http://www.tdk.co.jp/etvcl/index.htm

For further information please contact your local EPCOS sales office or visit our webpage at www.epcos.com.

Published by EPCOS AG
Surface Acoustic Wave Components Division
P.O. Box 80 17 09, 81617 Munich, GERMANY

© EPCOS AG 2012. This brochure replaces the previous edition.

For questions on technology, prices and delivery please contact the Sales Offices of EPCOS AG or the international Representatives.

Due to technical requirements components may contain dangerous substances. For information on the type in question please also contact one of our Sales Offices.

Please read *cautions and warnings and important notes* at the end of this document.



Important notes

The following applies to all products named in this publication:

1. Some parts of this publication contain **statements about the suitability of our products for certain areas of application**. These statements are based on our knowledge of typical requirements that are often placed on our products in the areas of application concerned. We nevertheless expressly point out **that such statements cannot be regarded as binding statements about the suitability of our products for a particular customer application**. As a rule, EPCOS is either unfamiliar with individual customer applications or less familiar with them than the customers themselves. For these reasons, it is always ultimately incumbent on the customer to check and decide whether an EPCOS product with the properties described in the product specification is suitable for use in a particular customer application.
2. We also point out that **in individual cases, a malfunction of electronic components or failure before the end of their usual service life cannot be completely ruled out in the current state of the art, even if they are operated as specified**. In customer applications requiring a very high level of operational safety and especially in customer applications in which the malfunction or failure of an electronic component could endanger human life or health (e.g. in accident prevention or life-saving systems), it must therefore be ensured by means of suitable design of the customer application or other action taken by the customer (e.g. installation of protective circuitry or redundancy) that no injury or damage is sustained by third parties in the event of malfunction or failure of an electronic component.
3. **The warnings, cautions and product-specific notes must be observed.**
4. In order to satisfy certain technical requirements, **some of the products described in this publication may contain substances subject to restrictions in certain jurisdictions (e.g. because they are classed as hazardous)**. Useful information on this will be found in our Material Data Sheets on the Internet (www.epcos.com/material). Should you have any more detailed questions, please contact our sales offices.
5. We constantly strive to improve our products. Consequently, **the products described in this publication may change from time to time**. The same is true of the corresponding product specifications. Please check therefore to what extent product descriptions and specifications contained in this publication are still applicable before or when you place an order. We also **reserve the right to discontinue production and delivery of products**. Consequently, we cannot guarantee that all products named in this publication will always be available. The aforementioned does not apply in the case of individual agreements deviating from the foregoing for customer-specific products.
6. Unless otherwise agreed in individual contracts, **all orders are subject to the current version of the "General Terms of Delivery for Products and Services in the Electrical Industry" published by the German Electrical and Electronics Industry Association (ZVEI)**.
7. The trade names EPCOS, BAOKE, Alu-X, CeraDiode, CeraLink, CSMP, CSSP, CTVS, DeltaCap, DigiSiMic, DSSP, FilterCap, FormFit, MiniBlue, MiniCell, MKD, MKK, MLSC, MotorCap, PCC, PhaseCap, PhaseCube, PhaseMod, PhiCap, SIFERRIT, SIFI, SIKOREL, SilverCap, SIMDAD, SiMic, SIMID, SineFormer, SIOV, SIP5D, SIP5K, ThermoFuse, WindCap are **trademarks registered or pending** in Europe and in other countries. Further information will be found on the Internet at www.epcos.com/trademarks.