

RoHS Compliant

Features

- High attenuation
- High isolation
- Rx balanced output type

Applications

- UMTS (W-CDMA)
- CDMA

How to Order

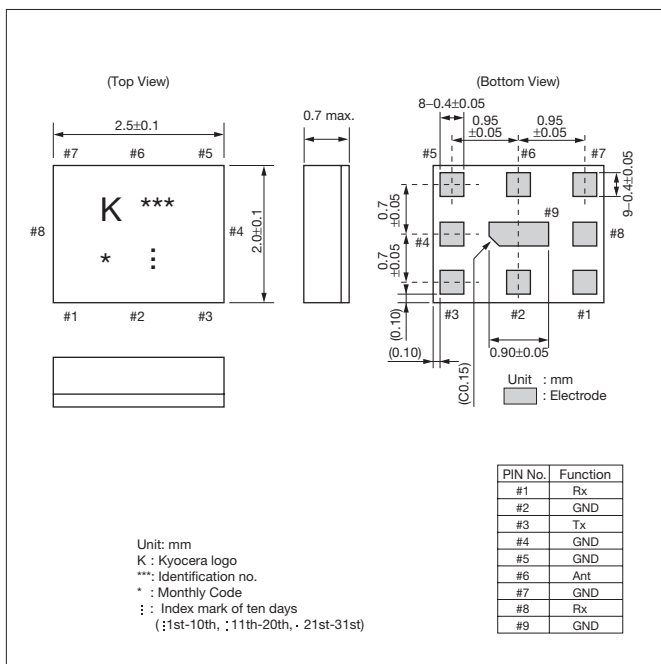
SD 25 - 1950 R 9 UB Q1
① ② ③ ④ ⑤ ⑥ ⑦

- ① Type of Product (SAW Duplexer)
- ② Package Size
- ③ Nominal Center Frequency
- ④ Spec.
- ⑤ Number of Terminals
- ⑥ Input/ Output
- ⑦ Custom Specification

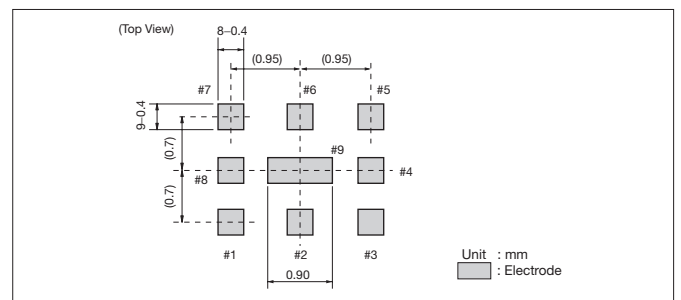
Specifications

Part No.	Band	Condition	Pass Band Frequency	Insertion Loss (dB)	Pass Band Variation (dB)	VSWR	Absolute Rejection (dB)						Isolation Tx to Rx (dB)	Operating Temperature	Storage Temperature
							843MHz	1573MHz	1805MHz	1865MHz	2110MHz	2400MHz			
SD25-1950R9UBQ1	Band1/ CDMA BC6	Tx to ANT	1920MHz - 1980MHz	2.3 max.	0.5 max.	2.2 max.	44 min.	43 min.	25 min.	8 min.	44 min.	32 min.	52 min.	-30 to +85°C	-40 to +85°C
		ANT to Rx	2110MHz - 2170MHz	2.5 max.	0.5 max.	2.2 max.	45 min.	15 min.	15 min.	30 min.	35 min.	—			
SD25-0836R9UBQ1	Band5/ CDMA BC0	Tx to ANT	824MHz - 849MHz	2.5 max.	1.5 max.	2.2 max.	35 min.	44 min.	35 min.	35 min.	33 min.	24 min.	55 min.	-30 to +85°C	-40 to +85°C
		ANT to Rx	869MHz - 894MHz	3.0 max.	1.5 max.	2.2 max.	45 min.	28 min.	40 min.	35 min.	—	—			

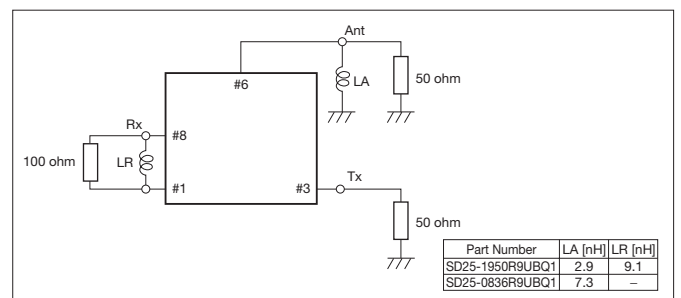
Dimensions



Recommended Land Pattern



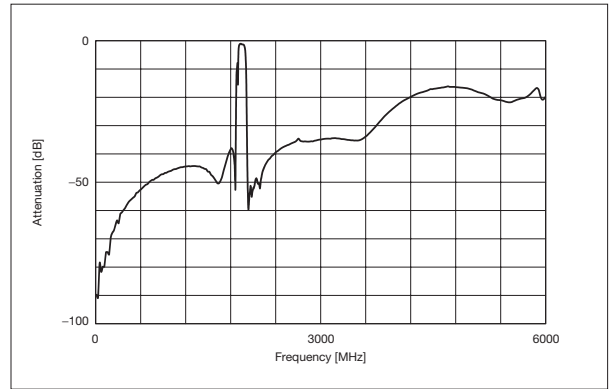
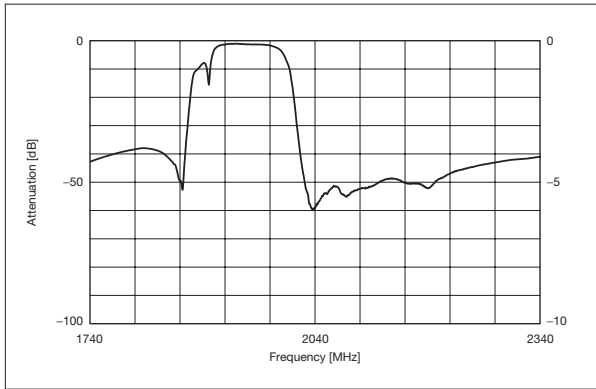
Test Circuit



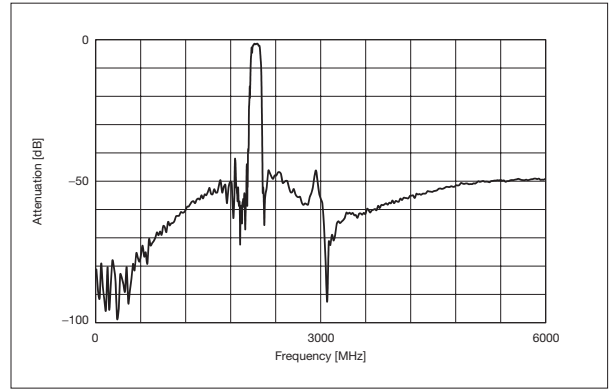
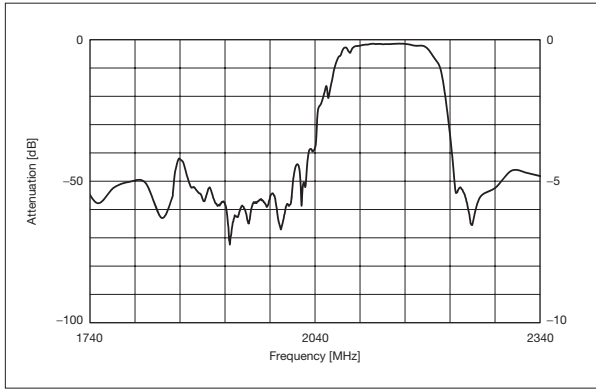
Characteristics

<UMTS Band1> Part No.: SD25-1950R9UBQ1

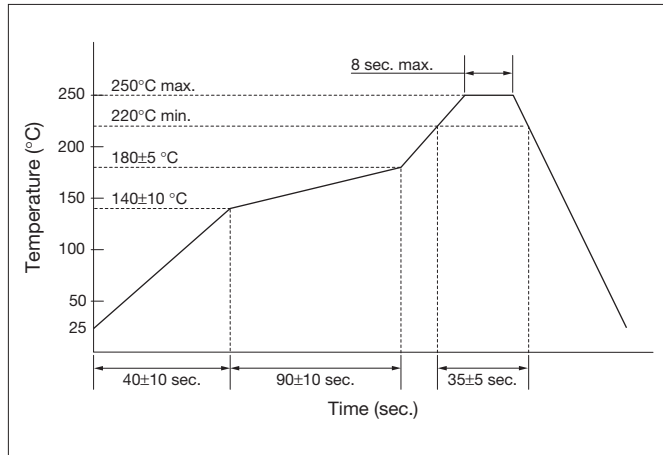
Tx to Ant



Ant to Rx



Recommended Reflow Profile



Tape & Reel Specifications

SAW Duplexers/ SAW Filters

(Unit: mm)

		SAW Duplexers			SAW Filters				
		SD18	SD20	SD25	SF14	SF15	SF16	SF18	SF20
T A P E	A	2.0±0.05	2.0±0.05	2.0±0.05	2.0±0.05	2.0±0.05	2.0±0.05	2.0±0.05	2.0±0.05
	B	4.0±0.1	4.0±0.1	4.0±0.1	4.0±0.1	4.0±0.1	4.0±0.1	4.0±0.1	4.0±0.1
	C	φ1.5+0.1/ -0	1.5±0.1	φ1.5±0.1	φ1.5±0.1	1.5±0.1	1.5±0.1	φ1.5+0.1/ -0	1.5±0.1
	D	4.0±0.1	4.0±0.1	4.0±0.1	4.0±0.1	4.0±0.1	4.0±0.1	4.0±0.1	4.0±0.1
	E	3.5±0.05	3.5±0.05	3.5±0.05	3.5±0.05	3.5±0.05	3.5±0.05	3.5±0.05	3.5±0.05
	F	1.75±0.1	1.75±0.1	1.75±0.1	1.75±0.1	1.75±0.1	1.75±0.1	1.75±0.1	1.75±0.1
	G	8.0±0.1	8.0±0.2	8.0±0.2	8.0±0.2	8.0±0.2	8.0±0.2	8.0±0.1	8.0±0.2
	H	φ0.8±0.05	1.1±0.1	φ1.1±0.1	φ0.5±0.05	0.5±0.1	1.1±0.1	φ0.8±0.05	1.1±0.1
	J	2.05±0.1	2.25±0.1	2.9±0.1	1.7±0.1	1.80±0.1	1.90±0.1	2.05±0.1	2.25±0.1
	L	1.7±0.1	1.8±0.1	2.4±0.1	1.4±0.1	1.4±0.1	1.85±0.1	1.7±0.1	1.8±0.1
	N	0.85+0/ -0.5	0.7±0.1	1.15±0.1	0.8±0.1	0.7±0.1	0.95±0.2	0.85+0/ -0.5	0.7±0.1
R E E L	O	0.2±0.05	0.2±0.05	0.25±0.05	0.2±0.05	0.2±0.05	0.25±0.05	0.2±0.05	0.2±0.05
	P	φ178±2	φ178±2	φ178±2	φ178±2	φ178±2	φ178±2	φ178±2	φ178±2
	Q	φ60±2	φ60±2	φ60±2	φ60±2	φ60±2	φ60±2	φ60±2	φ60±2
	R	φ13±0.2	φ13±0.2	φ13±0.2	φ13±0.2	φ13±0.2	φ13±0.2	φ13±0.2	φ13±0.2
	S	φ21±0.8	φ21±0.8	φ21±0.8	φ21±0.8	φ21±0.8	φ21±0.8	φ21±0.8	φ21±0.8
	W	2±0.5	2±0.5	2±0.5	2±0.5	2±0.5	2±0.5	2±0.5	2±0.5
Qty.		3000	3000	3000	3000	3000	3000	3000	3000

