



AMPLI-BOND

Product Facts

- Designed to accommodate wire gauges 8 AWG through 4/0 AWG
- The first large wire terminal to feature vinyl insulation bonded to the terminal sleeve
- Terminals for wire sizes 8 AWG through 4/0 AWG meet the requirements of MIL-T-7928, Type II, Class 2
- Precision-engineered terminal offering the heavy-duty wire user uniformly high quality connections with permanent insulation support and protection against flash over
- Applied in a single effort-less operation with the AMP DYNA-CRIMP tool

Why Bonding?

- Terminal insulators need to withstand intense crimping pressures necessary for today's high wire-to-terminal contact requirements
- Bonded insulation transmits this pressure evenly to the center of the crimp area
- A positive bond allows for uniform insulation thickness, maintains proper dielectric and tensile values and controls the extrusion of plastic under the crimping dies in the finished connection

The Crimp

- Because both wire and terminal are confined over a greater area during the crimp, a homogeneous mass is achieved
- Crimp is applied gradually to encourage full movement of the wire with minimum extrusion
- Compare this AMP method of applying pre-insulated solderless terminals to large gauge wires with the cumbersome mechanical fitting, brazing and manual insulating techniques still used in many plants

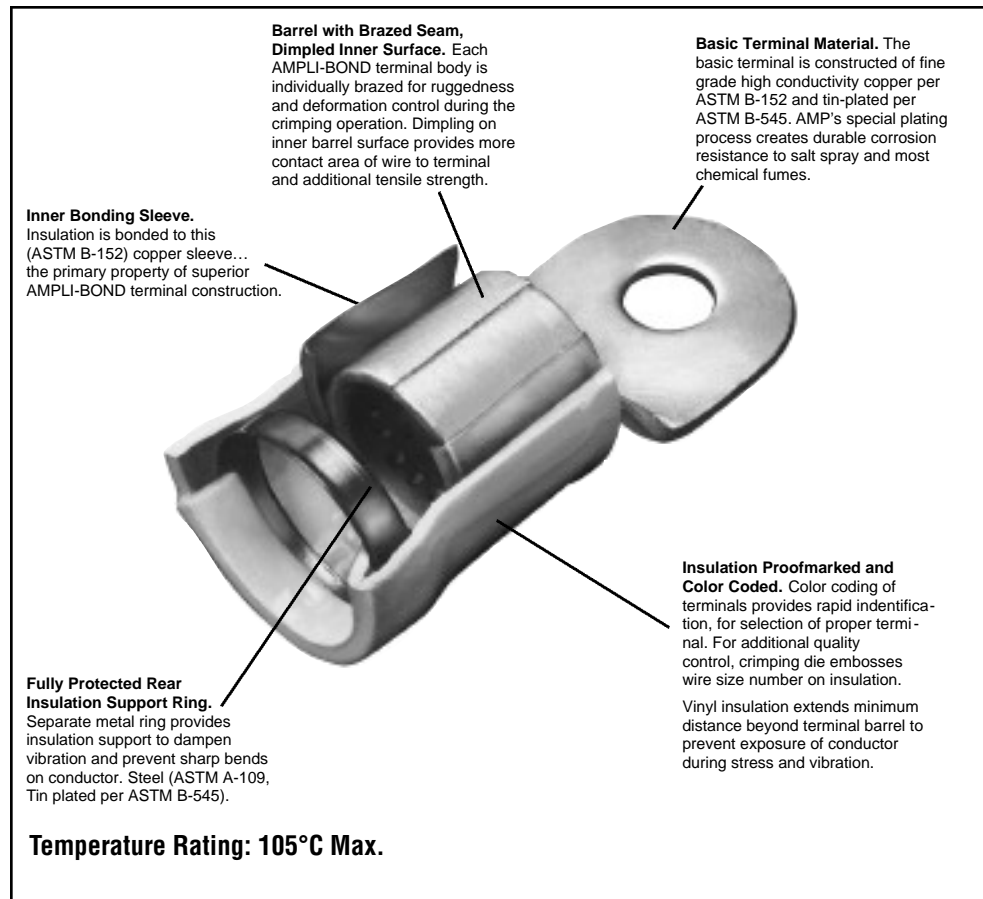


Table of Contents

Terminals

Ring Tongue 54-56

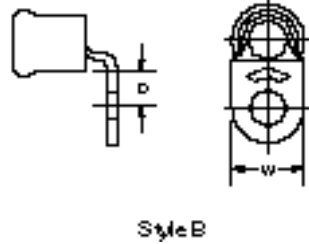
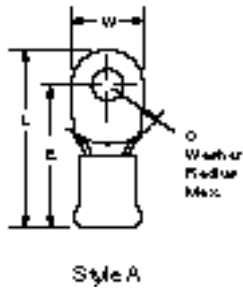
AMPLI-BOND Terminals meet or exceed the requirements of MIL-T-7928, Type II, Class 2.

Refer to AMP Qualified Products for Military Application, Catalog 73-159 for Military Specification Number to AMP Part Number cross reference.



AMPLI-BOND (Continued)

Ring Tongue Terminals



Material

Insulation — Vinyl
Terminal Body — Copper per ASTM B-152
Insulation Support Ring — Steel per ASTM A-109
Plating — Tin per ASTM B-545 except where noted.

Related Product Data

Insulation Color Code — pg. 4
Packaging Quantities — pg. 4
Performance Specifications — pgs. 4 & 5
Application Tooling — pg. 73

Wire Size Circular Mills [mm ²]	Tongue Material Thickness Max.	Stud Size	Style	Dimensions					Terminal Insulation Color	Wire Insulation Diameter Max.	Part Numbers		
				W	C	E Max.	L Max.	D Min.			Loose Piece	Tape Mounted	
8 13,100-20,800 [6.64-10.5]	.043 1.09	8 M4	A	.375	.544	1.359	1.549	—	Red	.298	330600	—	
				9.53	13.82	34.52	39.34	—	Red	7.57	322047	2-322047-2	
			B	.375	—	—	—	.318	Red	.298	54575-1	—	
				9.53	—	—	—	8.08	Red	7.57	54739-1	—	
			10	A	.375	.437	1.344	1.579	—	Red	.298	323974	—
					9.53	11.10	34.14	40.11	—	Red	7.57	323197	—
		A		.406	.218	1.125	1.328	—	Red	.298	323197	—	
				10.31	5.54	28.58	33.73	—	Red	7.57	322128	2-322128-2	
		A		.431	.437	1.344	1.562	—	Red	.298	322128	2-322128-2	
				10.95	11.10	34.14	39.67	—	Red	7.57	322154	—	
		1/4 M6	.043 1.09	A	.431	.437	1.344	1.562	—	Red	.377	322154	—
					10.95	11.10	34.14	39.67	—	Red	9.58	322048	—
A	.478			.437	1.344	1.586	—	Red	.298	322048	—		
	12.14			11.10	34.14	40.28	—	Red	7.57	322002	—		
B	.587			.500	1.406	1.702	—	Red	.298	322002	—		
	14.91			12.70	35.71	43.23	—	Red	7.57	322880	—		
5/16 M8	.043 1.09	A	.431	—	—	—	.318	Red	.298	322880	—		
			10.95	—	—	—	8.08	Red	7.57	322049	2-322049-5		
		A	.478	.437	1.344	1.586	—	Red	.298	322049	2-322049-5		
			12.14	11.10	34.14	40.28	—	Red	7.57	2-322049-1 ¹	—		
		A	.478	.437	1.344	1.586	—	Red	.377	327268	—		
			12.14	11.10	34.14	40.28	—	Red	9.58	321669	—		
B	.587	.500	1.406	1.702	—	Red	.298	321669	—				
	14.91	12.70	35.71	43.23	—	Red	7.57	323869	—				
3/8	.043 1.09	A	.587	.500	1.406	1.702	—	Red	.298	322003	—		
			14.91	12.70	35.71	43.23	—	Red	7.57	328525	—		
1/2 M12	.043 1.09	A	.587	.500	1.406	1.702	—	Red	.377	328525	—		
			14.91	12.70	35.71	43.23	—	Red	9.58	322004	—		
1/2 M12	.043 1.09	A	.875	.500	1.406	1.846	—	Red	.298	328463	—		
			22.23	12.70	35.71	46.89	—	Red	7.57	328463	—		

¹Terminal body plating— Gold per MIL-G-45204 over Nickel per QQ-N-290.

AMPLI-BOND



AMPLI-BOND (Continued)

Ring Tongue Terminals

(Continued)

Wire Size Circular Mils [mm ²]	Tongue Material Thickness Max.	Stud Size	Style	Dimensions					Terminal Insulation Color	Wire Insulation Diameter Max.	Part Numbers	
				W	C	E Max.	L Max.	D Min.			Loose Piece	Tape Mounted
6 20,800-33,100 [10.5-16.8]	.048 1.22	10	A	.468 11.89	.421 10.69	1.490 37.85	1.727 43.87	—	Blue	.377 9.58	322153	—
				.500 12.70	.515 13.08	1.599 40.61	1.852 47.04	—	Blue	.377 9.58	322050	2-322050-1
		1/4 M6	A	.500 12.70	—	—	—	.317 8.05	Blue	.377 9.58	322887	—
				.500 12.70	.515 13.08	1.599 40.61	1.852 47.04	—	Blue	.377 9.58	322051	2-322051-2
			B	.500 12.70	—	—	—	.379 9.63	Blue	.377 9.58	322888	—
				5/16 M8	A	.625 15.88	.515 13.08	1.599 40.61	1.914 48.62	—	Blue	.377 9.58
3/8	A	.625 15.88	.515 13.08	1.599 40.61	1.914 48.62	—	Blue	.377 9.58	322007	2-322007-2		
4 33,100-52,600 [16.8-26.7]	.051 1.30	10	A	.546 13.87	.531 13.49	1.632 41.45	1.908 48.46	—	Yellow	.436 11.07	322052	1-322052-1
				.679 17.25	.531 13.49	1.632 41.45	1.974 50.14	—	Yellow	.436 11.07	322009	—
		1/4 M6	A	.546 13.87	.531 13.49	1.632 41.45	1.908 48.46	—	Yellow	.436 11.07	322053	—
				.546 13.87	.531 13.49	1.632 41.45	1.908 48.46	—	Yellow	.505 12.83	322156	—
			B	.679 17.25	.531 13.49	1.632 41.45	1.974 50.14	—	Yellow	.436 11.07	321671	—
				.546 13.87	—	—	—	.377 9.58	Yellow	.436 11.07	322894	—
		5/16 M8	A	.679 17.25	.531 13.49	1.632 41.45	1.974 50.14	—	Yellow	.436 11.07	322010	2-322010-4
				.679 17.25	—	—	—	.470 11.94	Yellow	.436 11.07	322897	—
		3/8	A	.679 17.25	.531 13.49	1.632 41.45	1.974 50.14	—	Yellow	.436 11.07	322011	2-322011-5
				.679 17.25	—	—	—	.470 11.94	Yellow	.436 11.07	322898	—
		1/2 M12	A	.679 17.25	.531 13.49	1.632 41.45	1.974 50.14	—	Yellow	.436 11.07	328221	—
		2 52,600-83,700 [26.7-42.4]	.060 1.52	10	A	.711 18.06	.578 14.68	1.710 43.43	2.068 52.53	—	Red	.505 12.83
.711 18.06	.578 14.68					1.772 45.01	2.130 54.10	—	Red	.632 16.05	1-322122-0	—
1/4 M6	A			.675 17.15	.578 14.68	1.710 43.43	2.050 52.07	—	Red	.505 12.83	322125	—
				.675 17.15	.578 14.68	1.772 45.01	2.112 53.64	—	Red	.632 16.05	322157	—
	B			.711 18.06	.578 14.68	1.710 43.43	2.068 52.53	—	Red	.505 12.83	322054	—
				.610 15.49	—	—	—	.343 8.71	Red	.505 12.83	52097	—
5/16 M8	A			.675 17.15	—	—	—	.371 9.42	Red	.505 12.83	322900	—
				.711 18.06	.578 14.68	1.710 43.43	2.068 52.53	—	Red	.505 12.83	322074	—
	B			.711 18.06	.578 14.68	1.772 45.01	2.130 54.10	—	Red	.632 16.05	326896	—
				.711 18.06	—	—	—	.465 11.81	Red	.505 12.83	322134	—

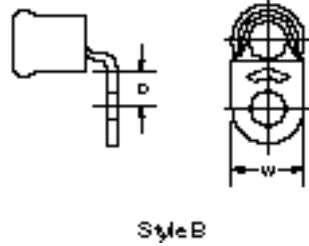
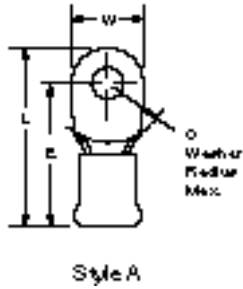
*Available in small packaging quantities.



AMPLI-BOND (Continued)

Ring Tongue Terminals

(Continued)



Material

Insulation — Vinyl
Terminal Body — Copper per ASTM B-152
Insulation Support Ring — Steel per ASTM A-109
Plating — Tin per ASTM B-545

Related Product Data

Insulation Color Code — pg. 4
Packaging Quantities — pg. 4
Performance Specifications — pgs. 4 & 5
Application Tooling — pg. 73

Wire Size Circular Mills [mm ²]	Tongue Material Thickness Max.	Stud Size	Style	Dimensions					Terminal Insulation Color	Wire Insulation Diameter Max.	Part Numbers	
				W	C	E Max.	L Max.	D Min.			Loose Piece	Tape Mounted
2 52,600-83,700 [26.7-42.4]	.060 1.52	3/8	A	.711	.578	1.710	2.068	—	Red	.505	322055	—
				18.06	14.68	43.43	52.53	—	Red	12.83	324190	—
				.711	.578	1.772	2.130	—	Red	.632	322014	—
			18.06	14.68	45.01	54.10	—	Red	16.05	322014	—	
			.855	.578	1.710	2.140	—	Red	.505	322902	—	
			21.72	14.68	43.43	54.36	—	Red	12.83	322902	—	
1/0 83,700-119,500 [42.4-60.6]	.073 1.85	1/2 M12	A	.711	—	—	—	.465	Red	.505	322902	—
			18.06	—	—	—	11.81	Red	12.83	322902	—	
		1/4 M6	A	.855	.578	1.710	2.140	—	Red	.505	322016	—
			21.72	14.68	43.43	54.36	—	Red	12.83	322016	—	
		5/16 M8	A	.807	.625	2.063	2.469	—	Blue	.632	322085	—
			20.50	15.88	52.40	62.71	—	Blue	16.05	322085	—	
		3/8	B	.807	—	—	—	.381	Blue	.632	322907	—
			20.50	—	—	—	9.68	Blue	16.05	322907	—	
		1/2 M12	A	.807	.625	2.063	2.469	—	Blue	.632	322086	—
			20.50	15.88	52.40	62.71	—	Blue	16.05	322086	—	
		3/8	A	.807	.625	2.063	2.469	—	Blue	.684	328526	—
			20.50	15.88	52.40	62.71	—	Blue	17.37	328526	—	
1/2 M12	A	.807	.625	2.063	2.469	—	Blue	.632	322087	—		
	20.50	15.88	52.40	62.71	—	Blue	16.05	322087	—			
3/8	A	.807	.625	2.063	2.469	—	Blue	.684	322173	—		
	20.50	15.88	52.40	62.71	—	Blue	17.37	322173	—			
1/2 M12	B	.875	.625	2.063	2.501	—	Blue	.632	321675	—		
	22.23	15.88	52.40	63.53	—	Blue	16.05	321675	—			
5/16 M8	A	.807	—	—	—	.475	Blue	.632	322908	—		
	20.50	—	—	—	12.07	Blue	16.05	322908	—			
1/2 M12	A	.875	.625	2.063	2.501	—	Blue	.632	321677	—		
	22.23	15.88	52.40	63.53	—	Blue	16.05	321677	—			
2/0 119,500-150,500 [60.6-76.3]	.083 2.11	5/16 M8	A	.926	.625	2.084	2.540	—	Yellow	.684	322089	—
			23.52	15.88	52.93	64.52	—	Yellow	17.37	322089	—	
		3/8	A	.926	.625	2.084	2.540	—	Yellow	.684	322090	—
			23.52	15.88	52.93	64.52	—	Yellow	17.37	322090	—	
		1/2 M12	B	.926	—	—	—	.470	Yellow	.684	322915	—
			23.52	—	—	—	11.94	Yellow	17.37	322915	—	
3/0 150,000-190,000 [76.3-96.3]	.094 2.39	5/16 M8	A	1.020	.625	2.166	2.669	—	Red	.737	322093	—
			25.91	15.88	55.02	67.79	—	Red	18.72	322093	—	
		3/8	A	1.020	.625	2.166	2.669	—	Red	.737	322094	—
			25.91	15.88	55.02	67.79	—	Red	18.72	322094	—	
		1/2 M12	B	1.062	.625	2.166	2.697	—	Red	.737	322059	—
			26.97	15.88	55.02	68.50	—	Red	18.72	322059	—	
1/2 M12	A	1.020	—	—	—	.465	Red	.737	322919	—		
	25.91	—	—	—	11.81	Red	18.72	322919	—			
4/0 190,000-231,000 [96.3-117]	.105 2.67	3/8	A	1.062	.625	2.166	2.697	—	Red	.737	322060	—
			26.97	15.88	55.02	68.50	—	Red	18.72	322060	—	
1/2 M12	A	1.140	.625	2.203	2.766	—	Blue	.799	322061	—		
	28.96	15.88	55.96	70.26	—	Blue	20.29	322061	—			
1/2 M12	A	1.140	.625	2.203	2.766	—	Blue	.799	322062	—		
	28.96	15.88	55.96	70.26	—	Blue	20.29	322062	—			

AMPLI-BOND



PLASTI-BOND

Product Facts

- Bonded insulation
- Abbreviated copper support sleeve (does not extend beyond end of wire barrel)
- Special insulation colors
- Designed with signal in mind
- Designed not to slip or fall off due to heat cycling or vibration
- Fast accurate product and wire identification
- Low profile
- Meets the requirements of AAR (Association of American Railroads signal manual)
- Accommodates wire gauges 20 AWG through 10 AWG




Table of Contents

Terminals

Ring Tongue and Tooling 58

PLASTI-BOND

PLASTI-BOND (Continued)

Ring Tongue Terminals



Material

Insulation — Vinyl
Terminal Body and Metallic Sleeve — Copper per ASTM B-152
Plating — Tin per ASTM B-545

Related Product Data

Insulation Color Code — pg. 4
Packaging Quantities — pg. 4
Performance Specifications — pgs. 4 & 5
Application Tooling — shown below

Wire Size Circular Mills [mm ²]	Tongue Material Thickness Max.	Stud Size	Dimensions				Terminal Insulation Color	Wire Insulation Diameter Max.	Part Numbers	
			W	C Min.	E Max.	L Max.			Loose Piece	
20-16HD ¹ 992-2,800 [0.50-1.42]	.042 1.07	14	.469 11.91	.312 7.92	.744 18.90	.983 24.97	Green	.170 4.32		36273
			.469 11.91	.312 7.92	.744 18.90	.983 24.97	Green	.200 5.08		320699
16-14 2,050-5,180 [1.04-2.62]	.033 0.84	14	.468 11.89	.312 7.92	.744 18.90	.981 24.92	Blue	.190 4.83		35626
16-14HD ¹ 2,050-5,180 [1.04-2.62]	.050 1.27	1/4 M6	.500 12.70	.344 8.74	.947 24.05	1.200 30.48	Yellow	.215 5.46		35628
12-10 5,180-13,100 [2.62-6.64]	.042 1.07	1/4 M6	.500 12.70	.344 8.74	.947 24.05	1.200 30.48	Black	.230 5.84		35627
			.500 12.70	.344 8.74	.947 24.05	1.200 30.48	Black	.300 7.62		2-35627-1

¹Heavy duty for extra mechanical strength.
Note: "C" dimension applies from edge of metal wire barrel to center of stud hole.

Tooling



Tool Part No. 47387
(20-16 HD, 16-14)



Tool Part No. 59239-4
(12-10 .250 EXP.)