



# 1670-1700 MHz Cavity Bandpass Filter

**ANATECH ELECTRONICS INC**  
RF & Microwave Filters & Products

**Part Number: AB1685B910**



## Electrical specifications

**Frequency Range :** 1670-1700 MHz  
**Insertion loss:** <1.0 dB  
**Filter response flat:** +/- 0.5 dB  
**Return loss:** >18 dB  
**Attenuation 1:** 40 dB@ 1000-1635 MHz  
**Attenuation 2:** 40 dB@ 1725-2500 MHz

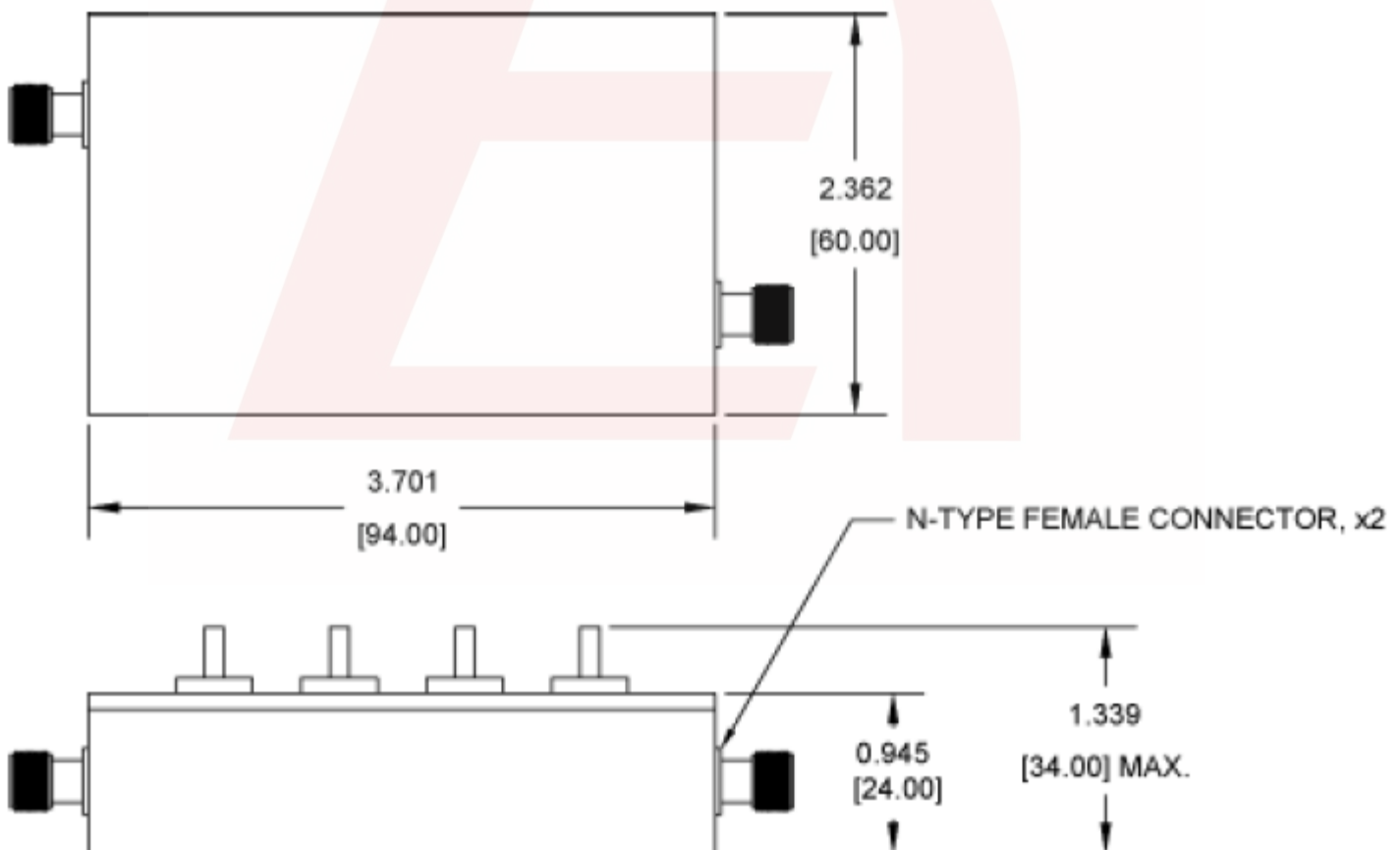
## Mechanical

**Mounting Method:** Threaded Mounting Holes  
**Connector Type:** N-Type Female  
**Dimensions:** 3.70" X 2.36" X 1.39" in

## Environmental

**Operating Temperature:** -45 to +85° C  
**Storage Temperature:** -55 to +95° C  
**Shock:** 20 G. 11ms  
**Vibration:** 20 G. 5 to 200 MHz

## Outline Drawing:





# 1670-1700 MHz Cavity Bandpass Filter

**ANATECH ELECTRONICS INC**  
RF & Microwave Filters & Products

**Part Number: AB1685B910**



**Plot:**

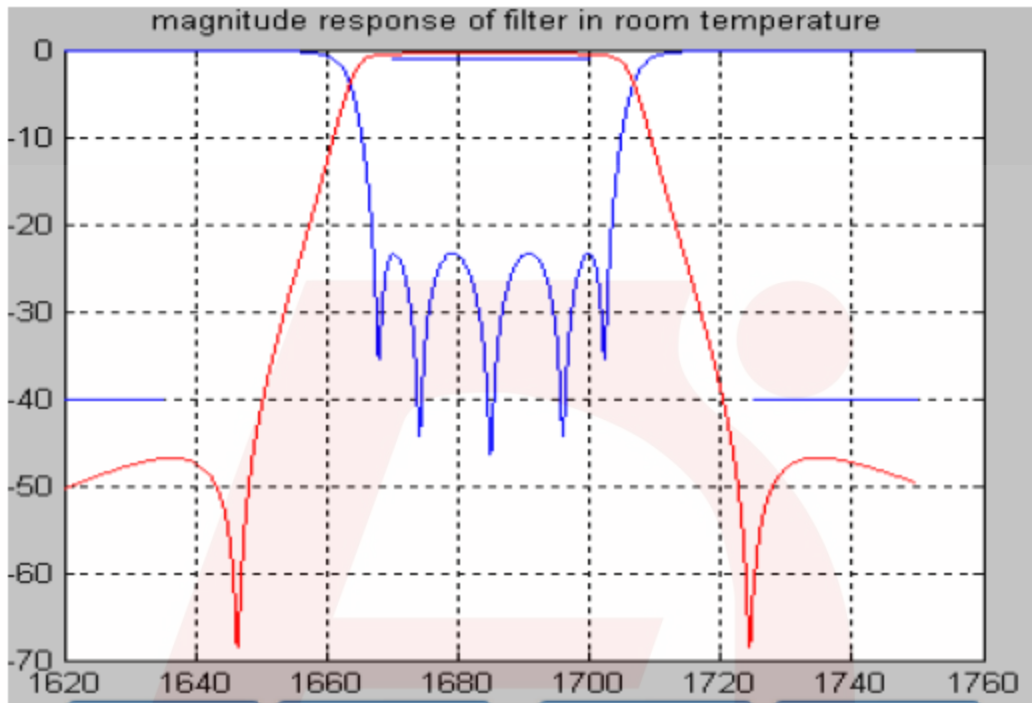


Figure1 Overall performance

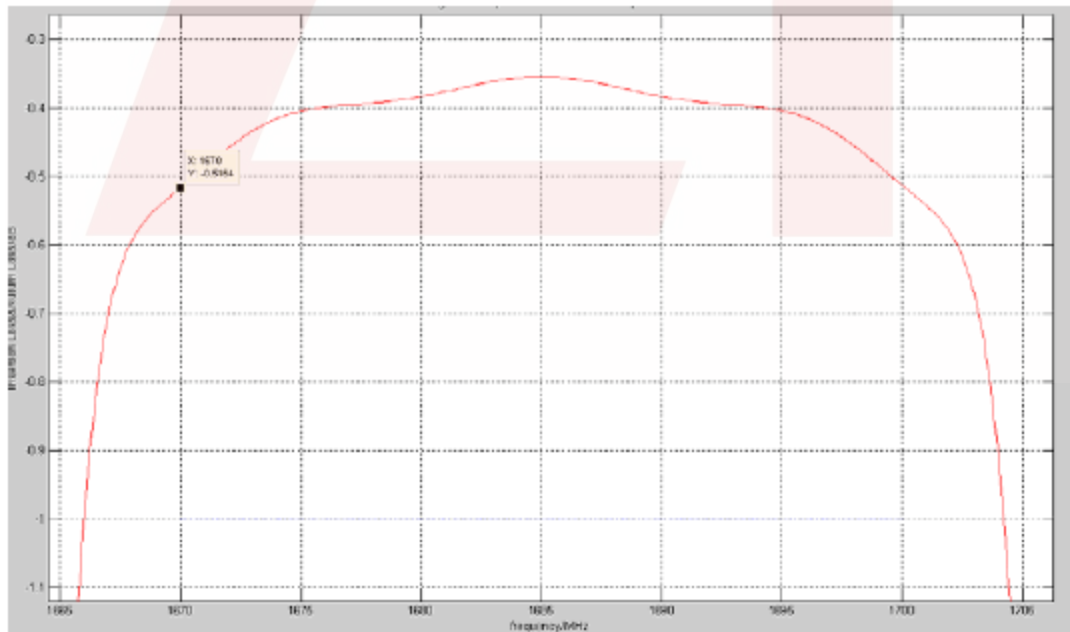


Figure2 Insertion loss