

Description: 1005 5G NR-n77 Band Pass Filter

PART NUMBER: BPF1005LRPPR3750L

Features:

- Compact size : 1.0x0.5x0.38mm
- RoHS compliant

Applications:

- WWAN
- 5G NR
- For n77 Band

ELECTRICAL SPECIFICATIONS

Item	Frequency Range(MHz)	Min.	Typ.	Max.
Insertion Loss (dB)	3300~4200	-	1.60	1.80
Insertion Loss (dB) at -40~85°C	3300~4200	-	-	2.30
Return Loss (dB)	3300~3800	15	21.0	-
Attenuation (dB)	600~1610	40	42.6	-
	1710~1785	38	48.0	-
	1780~1860	48	54.0	-
	1805~2200	30	39.5	-
	2300~2620	25	36.1	-
	2620~2690	20	33.8	-
	5150~5850	20	22.5	-
	5850~6600	20	22.7	-
	6600~7600	25	27.1	-
	7600~8400	20	36.6	-
	9900~12600	10	26.8	-
13200~18000	10 (Ref.)	15.0	-	

Operating Temperature Range : -40~85°C

Power Capacity : 3W max.

In the effort to improve our products, we reserve the right to make changes judged to be necessary.

CONFIDENTIAL AND PROPRIETARY INFORMATION

This document contains confidential and proprietary information of Pulse Electronics, Inc. (Pulse) and is protected by copyright, trade secret and other state and federal laws. Its receipt or possession does not convey any rights to reproduce, disclose its contents, or to manufacture, use or sell anything it may describe. Reproduction, disclosure or use without specific written authorization of Pulse is strictly forbidden.

For more information:

Pulse Worldwide Headquarters
15255 Innovation Drive #100
San Diego, CA 92128
USA
Tel:1-858-674-8100

Pulse/Larsen Antennas
18110 SE 34th St Bldg 2 Suite 250
Vancouver, WA 98683
USA
Tel: 1-360-944-7551

Europe Headquarters
Pulse GmbH & Do, KG
Zeppelinstrasse 15
Herrenberg, Germany
Tel: 49 7032 7806 0

Pulse (Suzhou) Wireless Products Co, Inc.
99 Huo Ju Road(#29 Bldg,4th Phase
Suzhou New District
Jiangsu Province, Suzhou 215009 PR China
Tel: 86 512 6807 9998

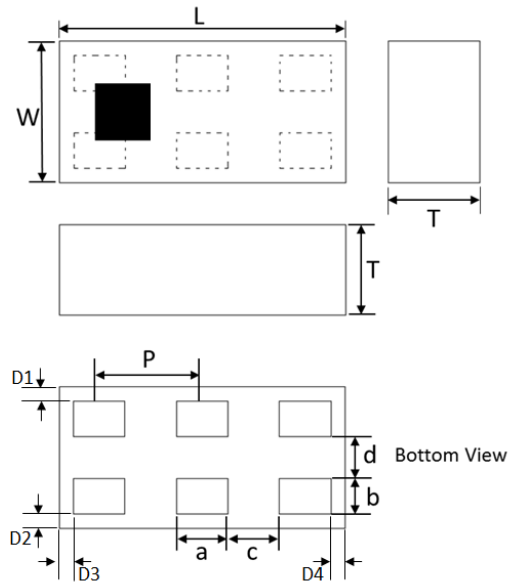


Description: 1005 5G NR-n77 Band Pass Filter

PART NUMBER: BPF1005LRPPR3750L

MECHANICAL DIMENSION

Outline

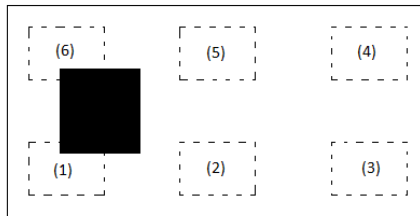


Termination

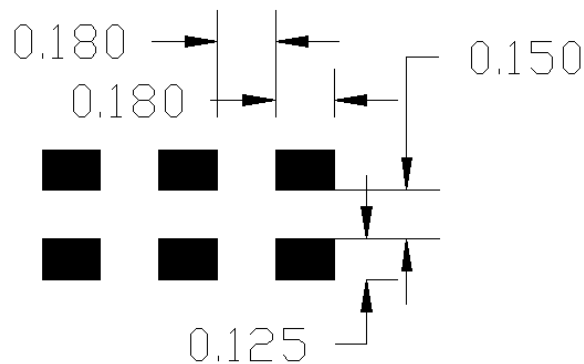
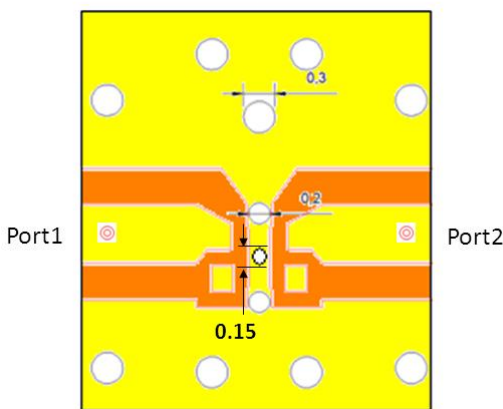
Terminal name	Function
P1	NC
P2	GND
P3	NC
P4	Output
P5	GND
P6	Input

Mechanical

	Dimension
L (mm)	1.00±0.05
W (mm)	0.50±0.05
T (mm)	0.38(Max.)
a (mm)	0.18±0.05
b (mm)	0.125±0.05
c (mm)	0.18±0.05
d (mm)	0.15±0.05
e (mm)	0.36±0.05
D1-D2	0±0.04
D3-D4	0±0.04



Reference design of EVB



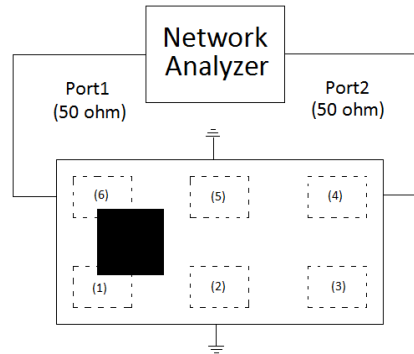
Unit : mm

Line width should be designed to match 50Ω characteristic impedance, depending on PCB material and thickness.

Description: 1005 5G NR-n77 Band Pass Filter

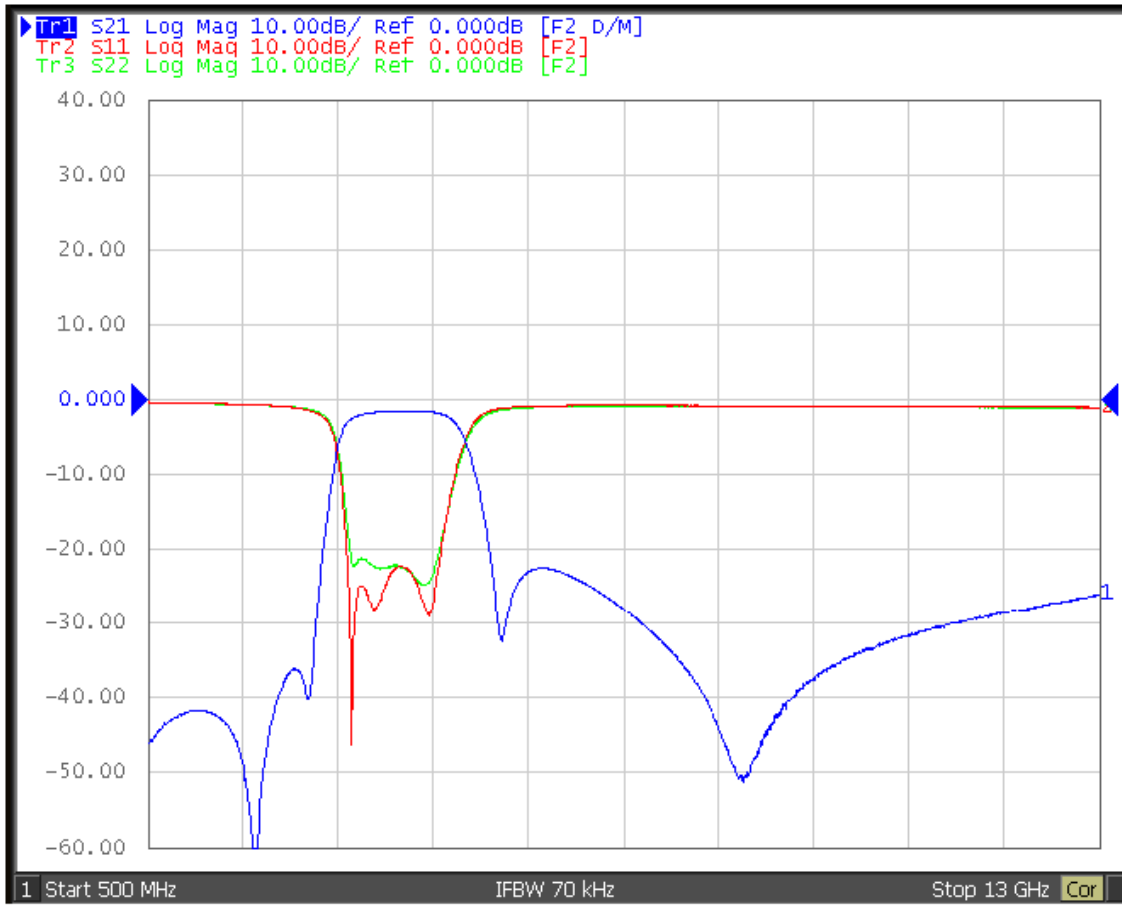
PART NUMBER: BPF1005LRPPR3750L

MEASURING DIAGRAM



Test Instrument :
Agilent E5071A Network
Analyzer.

ELECTRICAL PERFORMANCES



Frequency Characteristics

In the effort to improve our products, we reserve the right to make changes judged to be necessary.
CONFIDENTIAL AND PROPRIETARY INFORMATION

This document contains confidential and proprietary information of Pulse Electronics, Inc. (Pulse) and is protected by copyright, trade secret and other state and federal laws. Its receipt or possession does not convey any rights to reproduce, disclose its contents, or to manufacture, use or sell anything it may describe. Reproduction, disclosure or use without specific written authorization of Pulse is strictly forbidden.

Description: 1005 5G NR-n77 Band Pass Filter**PART NUMBER:** BPF1005LRPPR3750L**REVISION HISTORY**

Revision	Date	Description
Version 1	Jun. 15, 2022	- New issue