

"High Frequency Ceramic Solutions"

1.9 GHz Band Pass Filter Recommended Application DECT.

P/N 1905BP18A0050

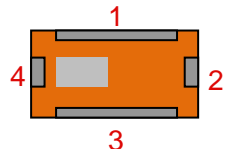
Detail Specification: 4/12/2019

Page 1 of 3

General Specifications				
Frequency (MHz)	1880 ~ 1930		Input Power	3W max.(CW)
Insertion Loss	1.65dB max.		Impedance	50 Ω
			Operating Temperature	-40 to +85°C
Return Loss	9.5 dB min.		Recommended Storage Conditions	+5 ~ +35 °C, Humidity 45~75%RH, 18 mos. Max
Attenuation (min.)	100 ~ 1500 MHz	20 dB		
Attenuation (min.)	2300 ~ 6000 MHz	15 dB	Reel Quantity	3000
Attenuation (min.)	1250 ~ 1290 MHz	25 dB	Solder Paste	SAC 305 Recommended
Attenuation (min.)	2400 ~ 2500 MHz	30 dB		
Attenuation (min.)	2500 ~ 2570 MHz	25 dB		
Attenuation (min.)	3760 ~ 3860 MHz	30 dB		
Attenuation (min.)	5640 ~ 5790 MHz	30 dB		

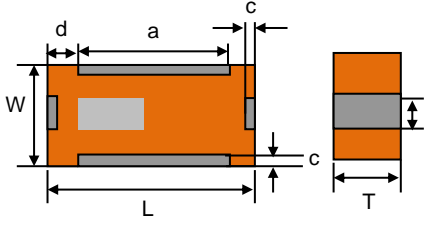
To protect the silver leads (Pins 1, 2, 3, and 4), please re-use vacuum sealed packaging provided with shipment. More info at: <https://www.johansontechnology.com/silverleads-profile>

Terminal Configuration	
No.	Function
1	GND
2	OUT
3	GND
4	IN



Mechanical Dimensions

	In	mm
L	0.126 ± 0.006	3.20 ± 0.15
W	0.063 ± 0.006	1.60 ± 0.15
T	0.051 ± 0.004	1.30 ± 0.10
a	0.075 ± 0.006	1.90 ± 0.15
b	0.020 ± 0.006	0.50 ± 0.15
c	0.012 ± 0.008	0.30 ± 0.20
g	0.026 ± 0.008	0.65 ± 0.20

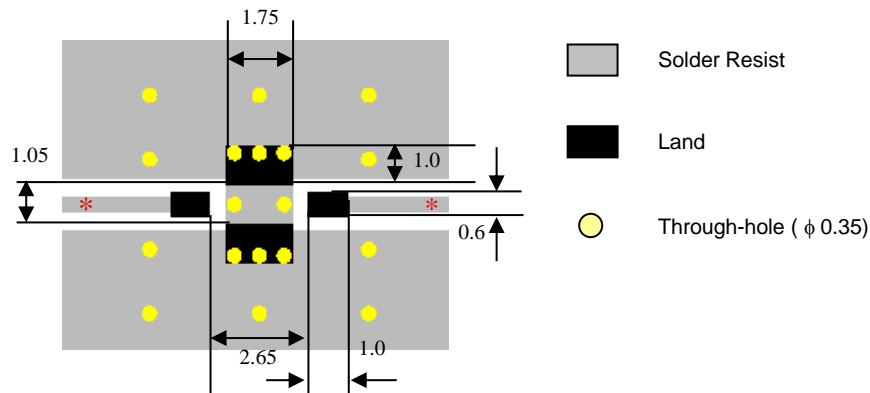


Mounting Considerations

Mount these devices with brown mark facing up.

*Line width should be designed to provide 50Ω impedance matching characteristics.

Units: mm



Johanson Technology, Inc. reserves the right to make design changes without notice.

All sales are subject to Johanson Technology, Inc. terms and conditions.



4001 Calle Tecate • Camarillo, CA 93012 • TEL 805.389.1166 FAX 805.389.1821
ver. 1.1

www.johansontechnology.com

2019 Johanson Technology, Inc. All Rights Reserved

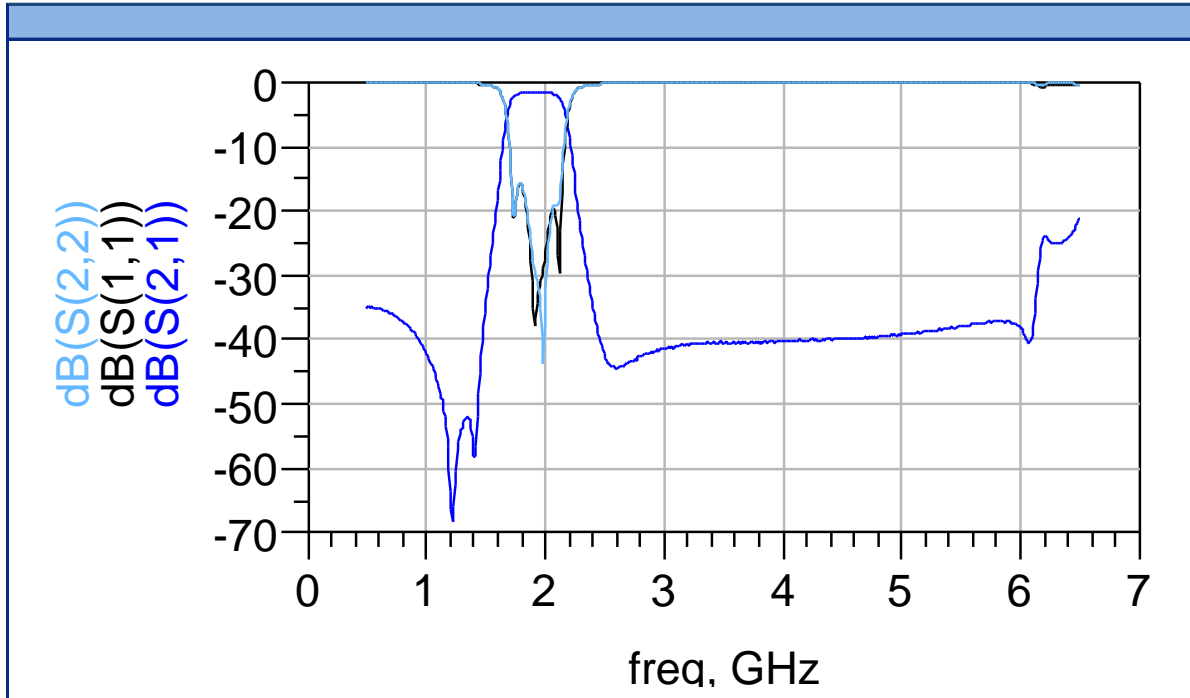
"High Frequency Ceramic Solutions"

1.9 GHz Band Pass Filter Recommended Application DECT.

P/N 1905BP18A0050

Detail Specification: 4/12/2019

Page 2 of 3



Johanson Technology, Inc. reserves the right to make design changes without notice.

All sales are subject to Johanson Technology, Inc. terms and conditions.



www.johansontechnology.com

4001 Calle Tecate • Camarillo, CA 93012 • TEL 805.389.1166 FAX 805.389.1821

ver. 1.1

2019 Johanson Technology, Inc. All Rights Reserved

"High Frequency Ceramic Solutions"

1.9 GHz Band Pass Filter Recommended Application DECT.

P/N 1905BP18A0050

Detail Specification: 4/12/2019

Page 3 of 3

Packaging information

<https://www.johansontechnology.com/tape-reel-packaging>

Soldering Information

<https://www.johansontechnology.com/ipcsoldering-profile>

RoHS Compliance

<https://www.johansontechnology.com/rohs-compliance>

MSL Info

<https://www.johansontechnology.com/msl-rating>

To Download Measured S-parameters for Evaluation and Simulation:

<https://www.johansontechnology.com/band-pass-filters>

For layout review contact our Applications Team at:

<https://www.johansontechnology.com/ask-a-question>

Johanson Technology, Inc. reserves the right to make design changes without notice.

All sales are subject to Johanson Technology, Inc. terms and conditions.



www.johansontechnology.com
4001 Calle Tecate • Camarillo, CA 93012 • TEL 805.389.1166 FAX 805.389.1821

ver. 1.1

2019 Johanson Technology, Inc. All Rights Reserved