

High Frequency Ceramic Solutions

2.45 GHz Band Pass Filter

P/N 2450BP15J0100

Detail Specification: 06/28/2011

Page 1 of 3

General Specifications

Part Number	2450BP15J0100	
Frequency (MHz)	2400 - 2500	
Attenuation (min.)	746 - 764 MHz	25 dB
Attenuation (min.)	824 - 849 MHz	30 dB
Attenuation (min.)	869 - 960 MHz	26 dB
Attenuation (min.)	1570 - 1580 MHz	28 dB
Attenuation (min.)	1710 - 1785 MHz	23 dB
Attenuation (min.)	1850 ~ 1910MHz	30 dB
Attenuation (min.)	1930 - 1990 MHz	30 dB
Attenuation (min.)	2110 - 2170 MHz	30 dB
Attenuation (min.)	3300 - 3800 MHz	15 dB
Attenuation (min.)	4800 - 5000MHz	20 dB
Attenuation (min.)	7200 - 7500 MHz	20 dB

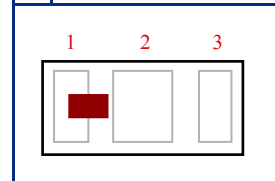
Insertion Loss	2.5 dB max.
Return Loss	10 dB min.
Input Power	3 Watts max.
Impedance	50 Ω
Reel Quantity	4,000
Operating Temperature	-30 to +85°C
Storage Temperature	-40 to +85°C

Note: I/O DC blocks are embedded

P/N	Packaging	Bulk	Suffix = S	Eg. 2450BP15J0100
	Style	T & R	Suffix = E	Eg. 2450BP15J0100E
Suffix	Termination	100% Tin	Suffix = None	Eg. 2450BP15J0100(E or S)
	Style	Tin / Lead	Suffix = /Pb	Consult Factory

Terminal Configuration

No.	Function
1	I/O
2	GND
3	I/O



*This is a symmetrical device

Mechanical Dimensions

	In	mm
L	0.079 ± 0.006	2.00 ± 0.15
W	0.049 ± 0.004	1.25 ± 0.10
T	0.018 ± 0.002	0.45 ± 0.05
a	0.037 ± 0.004	0.95 ± 0.10
b	0.011 ± 0.004	0.275 ± 0.10
c	0.024 ± 0.004	0.60 ± 0.10
d	0.010 ± 0.002	0.25 ± 0.05

Johanson Technology, Inc. reserves the right to make design changes without notice.

All sales are subject to Johanson Technology, Inc. terms and conditions.



www.johansontechnology.com

4001 Calle Tecate • Camarillo, CA 93012 • TEL 805.389.1166 FAX 805.389.1821

2011 Johanson Technology, Inc. All Rights Reserved

High Frequency Ceramic Solutions

2.45 GHz Band Pass Filter

P/N 2450BP15J0100

Detail Specification: 06/28/2011

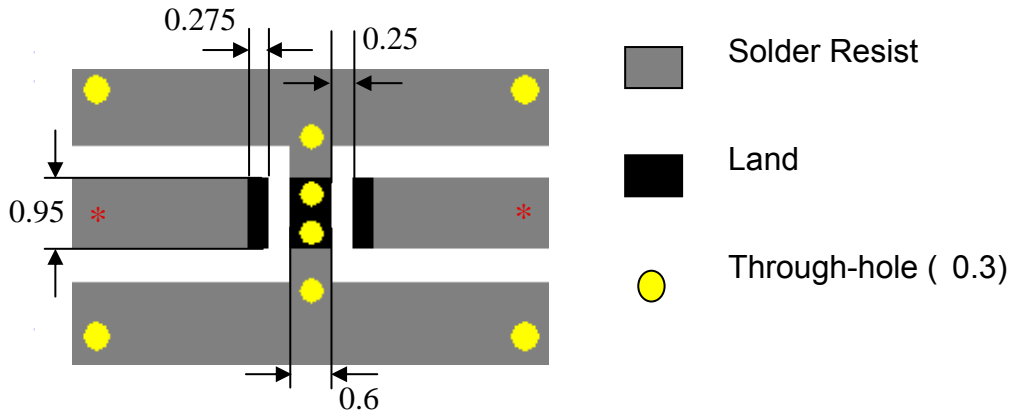
Page 2 of 3

Mounting Considerations

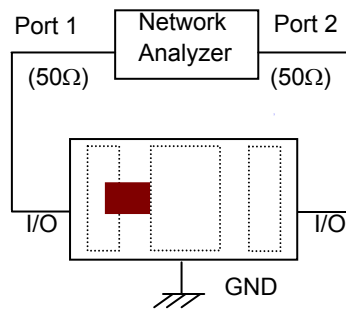
Mount these devices with brown mark facing up.

* Line width should be designed to provide 50 Ω impedance matching characteristics.

Units: mm



Measuring Diagram



Johanson Technology, Inc. reserves the right to make design changes without notice.

All sales are subject to Johanson Technology, Inc. terms and conditions.



www.johansontechnology.com

4001 Calle Tecate • Camarillo, CA 93012 • TEL 805.389.1166 FAX 805.389.1821

2011 Johanson Technology, Inc. All Rights Reserved

High Frequency Ceramic Solutions

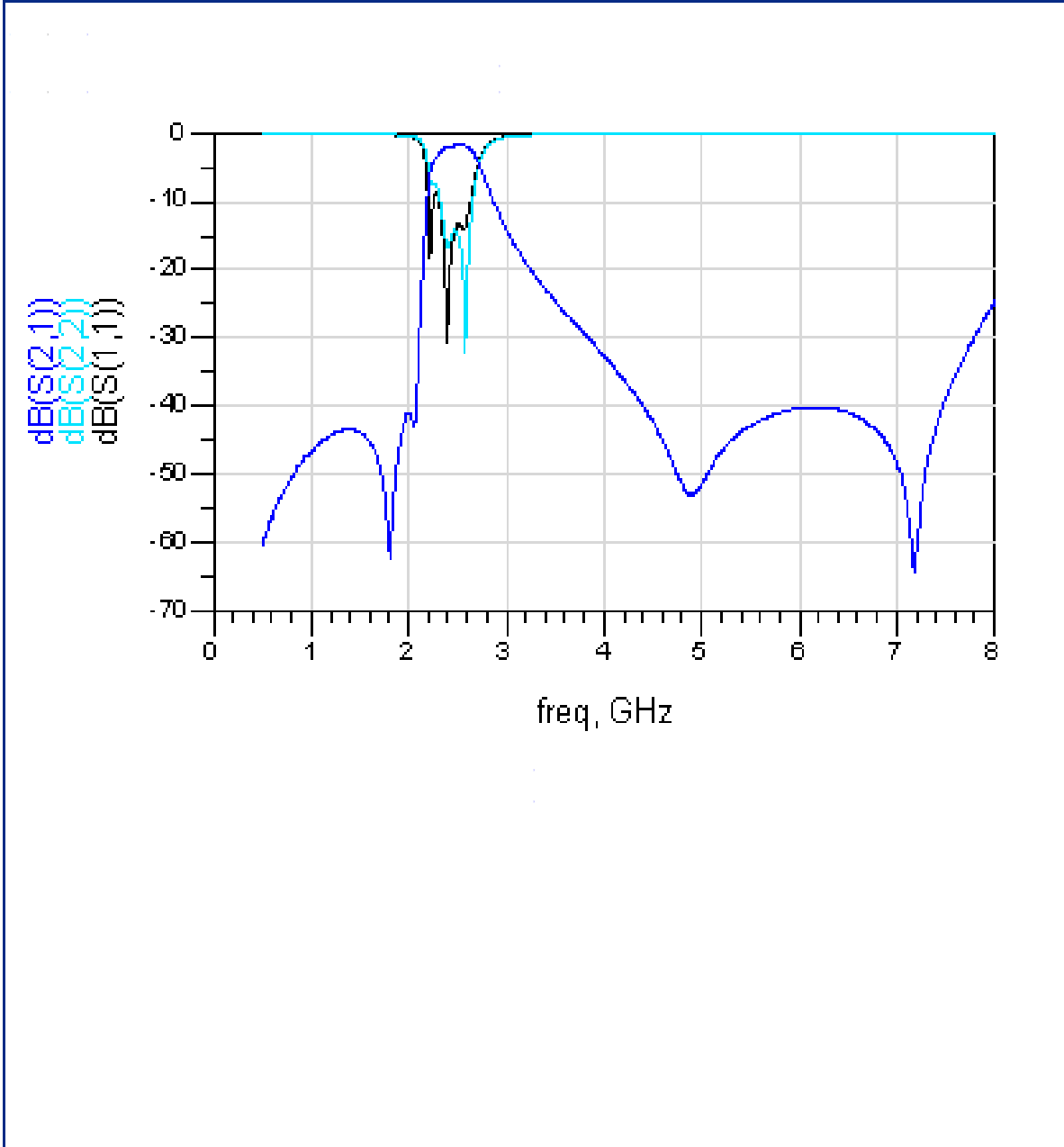
2.45 GHz Band Pass Filter

P/N 2450BP15J0100

Detail Specification: 06/28/2011

Page 3 of 3

Typical Electrical Performance (T=25°C)



Johanson Technology, Inc. reserves the right to make design changes without notice.

All sales are subject to Johanson Technology, Inc. terms and conditions.



www.johansontechnology.com

4001 Calle Tecate • Camarillo, CA 93012 • TEL 805.389.1166 FAX 805.389.1821

2011 Johanson Technology, Inc. All Rights Reserved