

"High Frequency Ceramic Solutions"

5.24GHz High Rejection UNII-low Band Pass Filter

P/N 5235CR45A0180

Detail Specification: 4/11/2019

Page 1 of 5

General Specifications	
Part Number	5235CR45A0180
Operating Passband Freq.	5150 - 5330 MHz
Insertion loss 1 (5150-5320MHz)	1.8 typ. (2.4 max.) dB
Insertion loss 2 (5320-5330MHz)	2.1 typ. (2.5 max.) dB
Return Loss (dB)	10 min.
Ripple in bandwidth (dB)	1.3 max.
Power Capacity (W)	1 max. (CW)



Attenuation (dB)		Reel Quantity	1,000 pcs
30 - 2700 MHz	55 typ. (45 min.)	Operating Temperature	-40 to +100°C
3453 - 3547 MHz	48 typ. (42 min.)	Storage Temperature	-40 to +100°C
3667 - 3883 MHz	45 typ. (40 min.)	Recommended Storage Conditions for unused T&R product	+5 ~ +35 °C, Humidity 45~75%RH, 18 months. 1 week max after opened.
5490 - 5850 MHz	52 typ. (50 min.)		

For more info go to <https://www.johansontechnology.com/silverleads>

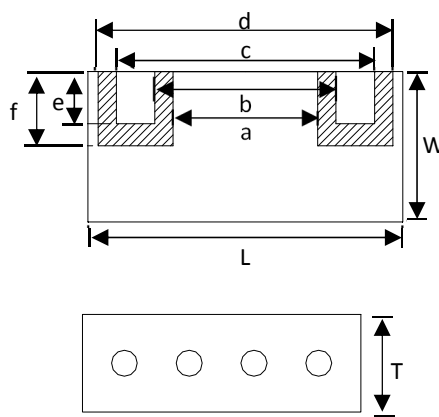
You can download measured s-parameters of this component at: <https://www.johansontechnology.com/band-pass-filters>

Part Number Explanation

P/N Suffix	Packaging Style	Bulk	Suffix = S	E.g. 5235CR45A0180S
			T & R	Suffix = E
	Termination Style	Silver	Suffix = None	E.g. 5235CR45A0180(E or S)
	Evaluation Board	50Ω SMA	Suffix = EB1SMA	E.g. 5235CR45A0180-EB1SMA

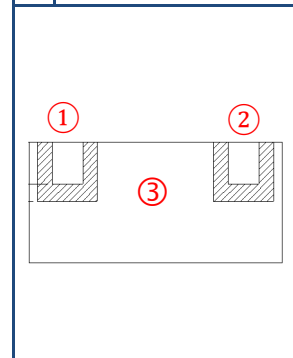
Mechanical Dimensions

	In	mm
L	0.337 ± 0.010	8.56 ± 0.25
W	0.152 ± 0.010	3.85 ± 0.25
T	0.114 ± 0.010	2.90 ± 0.25
a	0.156 ± 0.010	3.95 ± 0.25
b	0.195 ± 0.010	4.95 ± 0.25
c	0.278 ± 0.010	7.05 ± 0.25
d	0.317 ± 0.010	8.05 ± 0.25
e	0.053 ± 0.010	1.35 ± 0.25
f	0.077 ± 0.010	1.95 ± 0.25



Terminal Configuration

No.	Function
1	IN/OUT
2	IN/OUT
3	GND



Johanson Technology, Inc. reserves the right to make design changes without notice.

All sales are subject to Johanson Technology, Inc. terms and conditions.



<https://www.johansontechnology.com>

4001 Calle Tecate • Camarillo, CA 93012, USA • TEL +1.805.389.1166

Ver. 2.2

2019 Johanson Technology, Inc. All Rights Reserved

"High Frequency Ceramic Solutions"

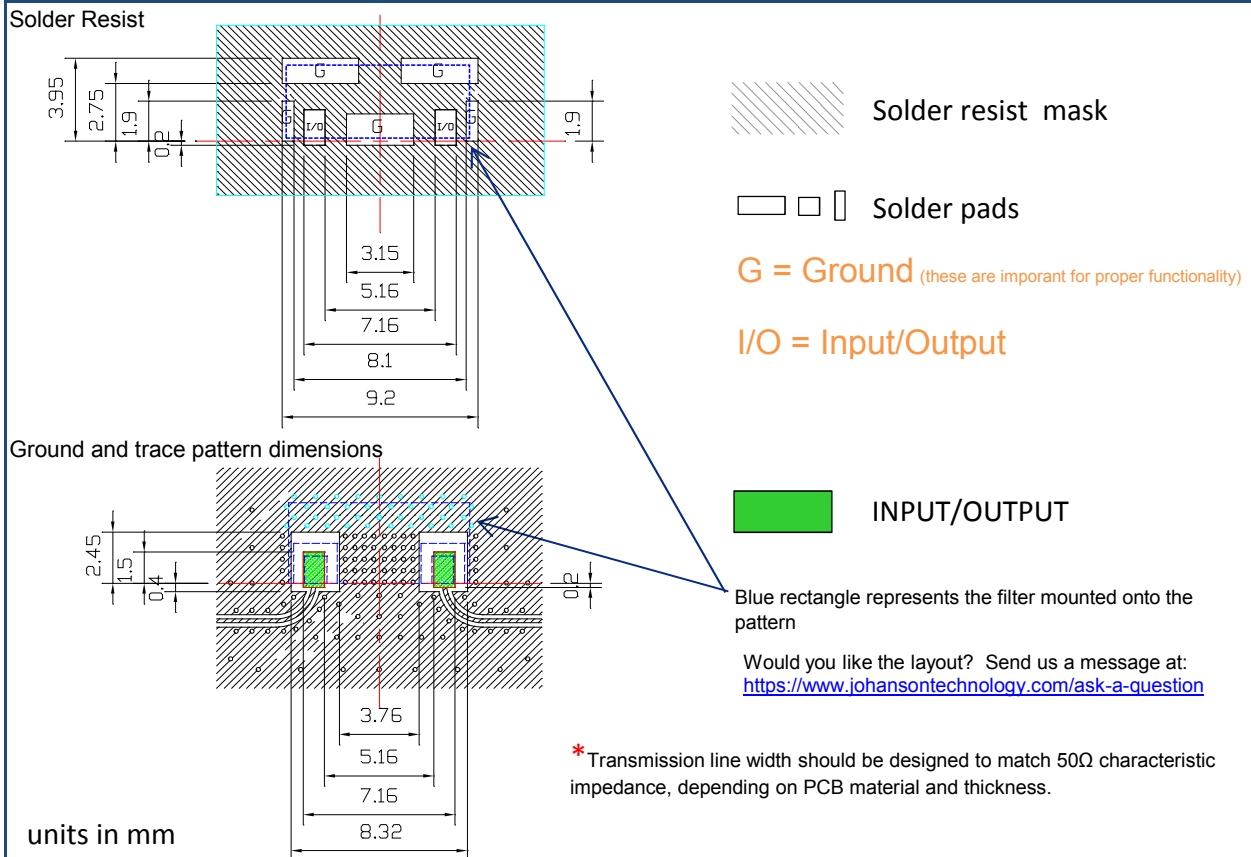
5.24GHz High Rejection UNII-low Band Pass Filter

P/N 5235CR45A0180

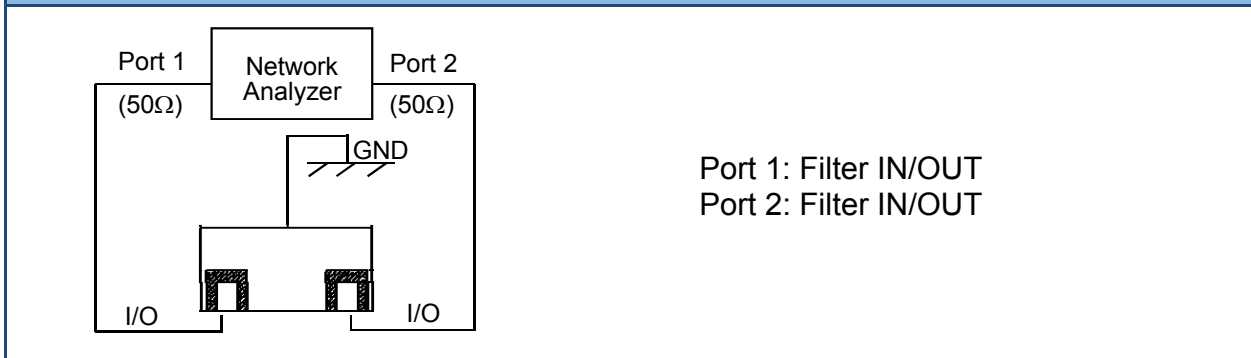
Detail Specification: 4/11/2019

Page 2 of 5

Mounting Pad Dimensions (Solder Resist pattern and Conductive pattern)



Measurement Schematic



Johanson Technology, Inc. reserves the right to make design changes without notice.

All sales are subject to Johanson Technology, Inc. terms and conditions.



<https://www.johansontechnology.com>

4001 Calle Tecate • Camarillo, CA 93012, USA • TEL +1.805.389.1166

Ver. 2.2

2019 Johanson Technology, Inc. All Rights Reserved

"High Frequency Ceramic Solutions"

5.24GHz High Rejection UNII-low Band Pass Filter

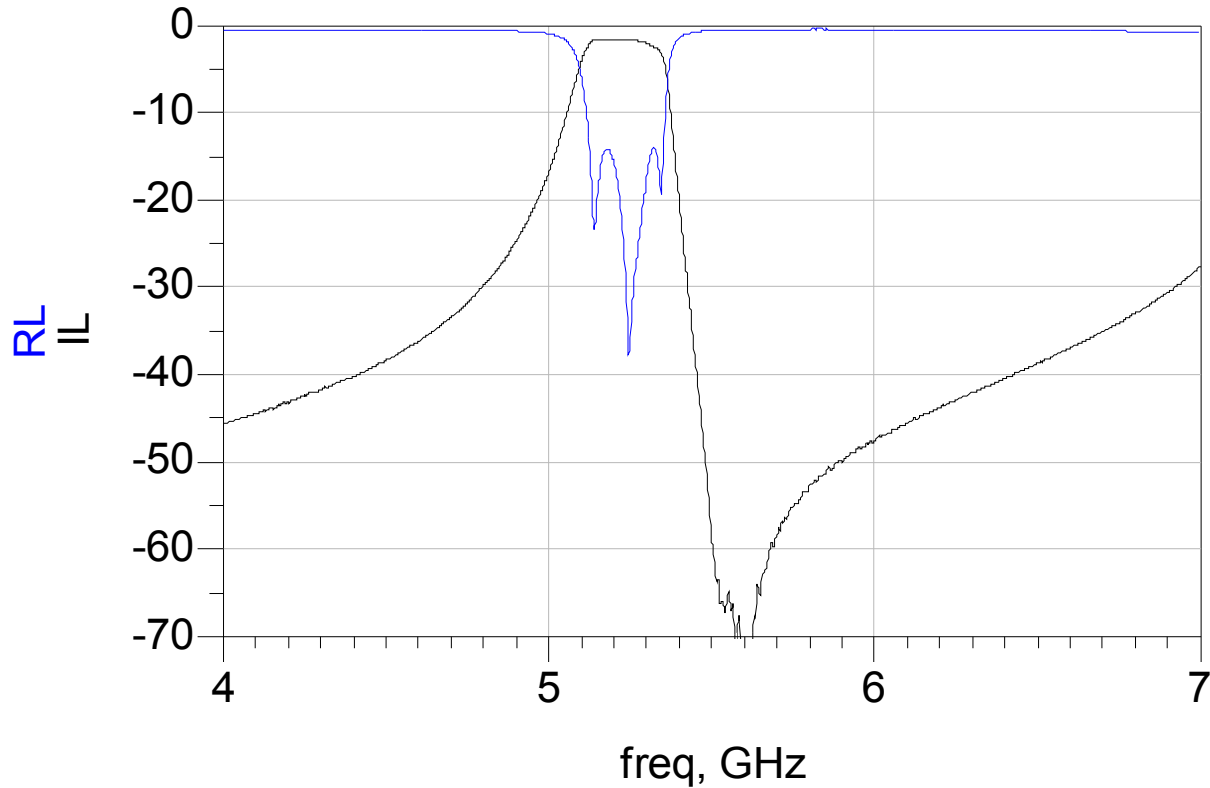
P/N 5235CR45A0180

Detail Specification: 4/11/2019

Page 3 of 5

Typical Electrical Characteristics (T=25°C)

Insertion Loss & Return loss



Do you need the S-parameter file of the above? Send us a message at:
<https://www.johansontechnology.com/ask-a-question>

Johanson Technology, Inc. reserves the right to make design changes without notice.

All sales are subject to Johanson Technology, Inc. terms and conditions.



Ver. 2.2

<https://www.johansontechnology.com>

4001 Calle Tecate • Camarillo, CA 93012, USA • TEL +1.805.389.1166

2019 Johanson Technology, Inc. All Rights Reserved

"High Frequency Ceramic Solutions"

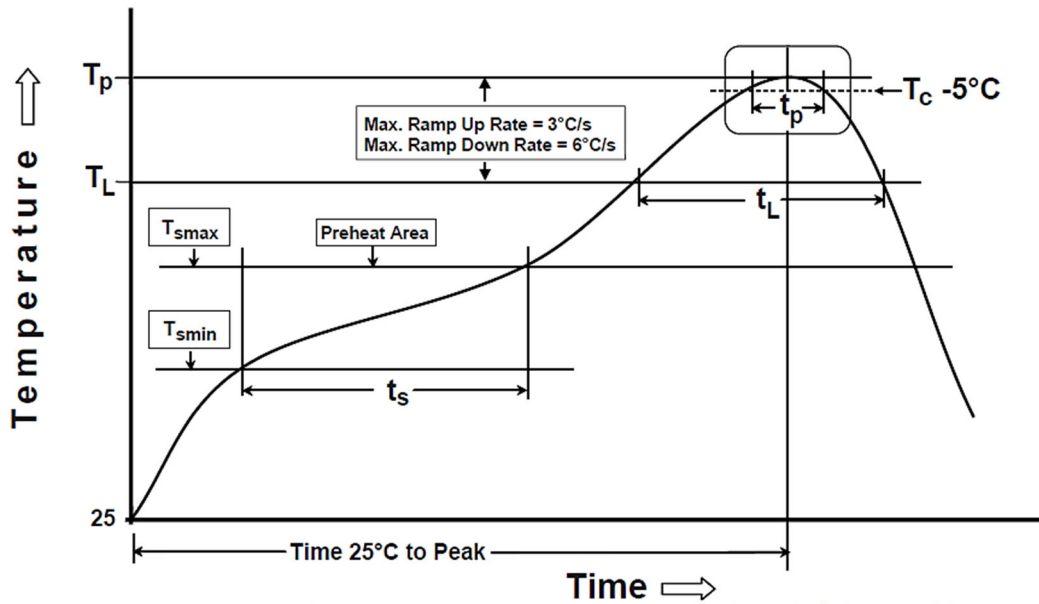
5.24GHz High Rejection UNII-low Band Pass Filter

P/N 5235CR45A0180

Detail Specification: 4/11/2019

Page 4 of 5

Recommended Reflow Soldering Profile



Phase	Profile features	Pb-Free Assembly (SnAgCu)
Preheat	-Temperature min(T_{smin}) -Temperature max(T_{smax}) -Time(t_s) from (T_{smin} to T_{smax})	150°C 200°C 60-120 seconds
Ramp-up	Avg. Ramp-up rate(T_{smax} to T_p)	3°C/second(max)
Reflow	-Temperature(T_L) -Total time above T_L (t_L)	217°C 30-100 seconds
Peak	-Temperature(T_p) -Time(t_p)	260°C 3 second
Ramp-down	Rate	6°C/second max.
Time from 25°C to peak temperature		8 minutes max.
Composition of solder paste		96.5Sn/3Ag/0.5Cu

Johanson Technology, Inc. reserves the right to make design changes without notice.

All sales are subject to Johanson Technology, Inc. terms and conditions.



<https://www.johansontechnology.com>

4001 Calle Tecate • Camarillo, CA 93012, USA • TEL +1.805.389.1166

Ver. 2.2

2019 Johanson Technology, Inc. All Rights Reserved

"High Frequency Ceramic Solutions"

5.24GHz High Rejection UNII-low Band Pass Filter

P/N 5235CR45A0180

Detail Specification: 4/11/2019

Page 5 of 5

Application Notes, Layout Files, and more

<https://www.johansontechnology.com/band-pass-filters>

Packaging information

<https://www.johansontechnology.com/tape-reel-packaging>

Soldering Information

<https://www.johansontechnology.com/ipcsoldering-profile>

MSL Info

<https://www.johansontechnology.com/msl-rating>

Recommended Storage Condition and Max Shelf Life

<https://www.johansontechnology.com/recommended-storage-conditions>

RoHS Compliance

<https://www.johansontechnology.com/technical-notes/rohs-compliance>

Antenna layout and tuning techniques

<https://www.johansontechnology.com/tuning.html>

Antenna layout review, tuning, and characterization services

<https://www.johansontechnology.com/ipc-antenna-services>

Johanson Technology, Inc. reserves the right to make design changes without notice.

All sales are subject to Johanson Technology, Inc. terms and conditions.



Ver. 2.2

<https://www.johansontechnology.com>

4001 Calle Tecate • Camarillo, CA 93012, USA • TEL +1.805.389.1166

2019 Johanson Technology, Inc. All Rights Reserved