



Multilayer Band Pass Filter

For 3400-3800MHz

DEA203600BT-2224A1-H

2.0x1.25mm [EIA 0805]*

* Dimensions Code JIS[EIA]

Multilayer Band Pass Filter

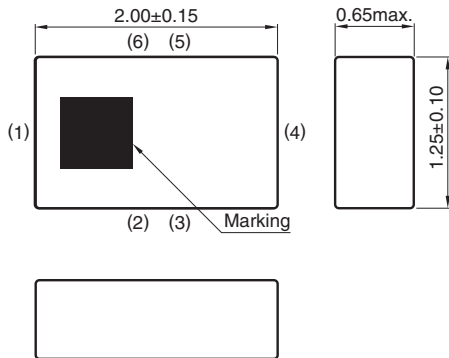
Conformity to RoHS Directive

For 3400-3800MHz

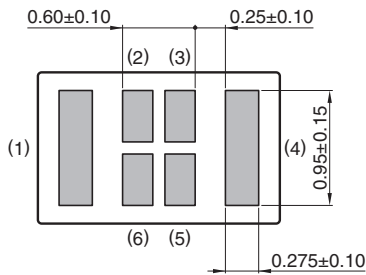
DEA203600BT-2224A1-H

SHAPES AND DIMENSIONS

[Top view]



[Bottom view]

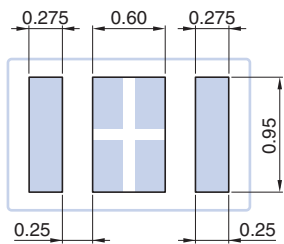


Terminal functions

1	Input Port
2	GND
3	GND
4	Output Port
5	GND
6	GND

Dimensions in mm

RECOMMENDED LAND PATTERN



Dimensions in mm

○ RoHS Directive Compliant Product: See the following for more details. <https://product.tdk.com/info/en/environment/rohs/index.html>

- All specifications are subject to change without notice.
- Before using these products, be sure to request the delivery specifications.

DEA203600BT-2224A1-H

ELECTRICAL CHARACTERISTICS

Item	Frequency Range (MHz)	Min.	Typ.	Max.
Insertion Loss (dB)	3400 to 3800	—	0.94	1.15
	3400 to 3800	—	—	1.25 (–40 to +85°C)
Return Loss (dB)	3400 to 3800	10	21.9	—
	500 to 2170	40	44.1	—
	880 to 960	40	45.9	—
	1710 to 1785	40	44.1	—
	2300 to 2700	32	34.9	—
	2800	7	42.7	—
	2700 to 3150	—	1.5	—
	4100 to 4300	—	4.1	—
Attenuation (dB)	4400	7	17.3	—
	4800 to 4900	25	35.6	—
	4900 to 5150	30	42.0	—
	5150 to 5850	35	41.5	—
	6250 to 6550	35	42.8	—
	6800 to 7200	35	46.4	—
	7200 to 9000	35	50.0	—
	10200 to 10800	35	45.0	—
Power Handling (W)		—	—	1
Characteristic Impedance (Ω)			50 (Nominal)	

· Ta: +25±5°C

TEMPERATURE RANGE

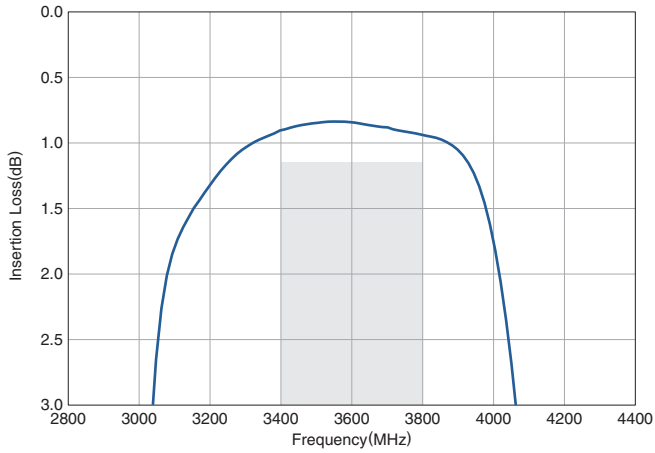
Operating temperature (°C)	Storage temperature (°C)
–40 to +85	–40 to +85

- All specifications are subject to change without notice.
- Before using these products, be sure to request the delivery specifications.

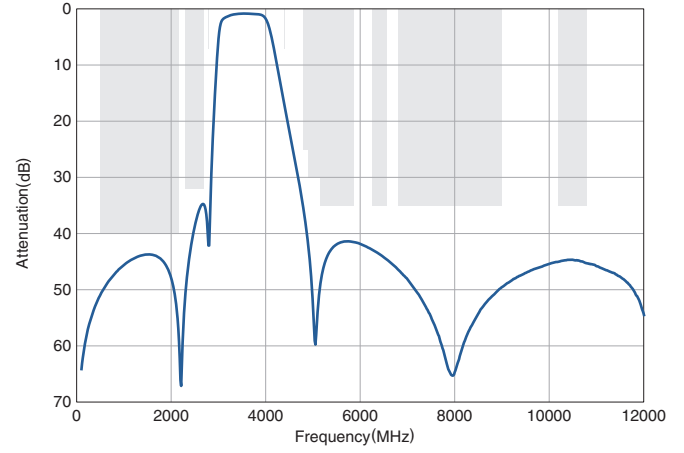
DEA203600BT-2224A1-H

FREQUENCY CHARACTERISTICS

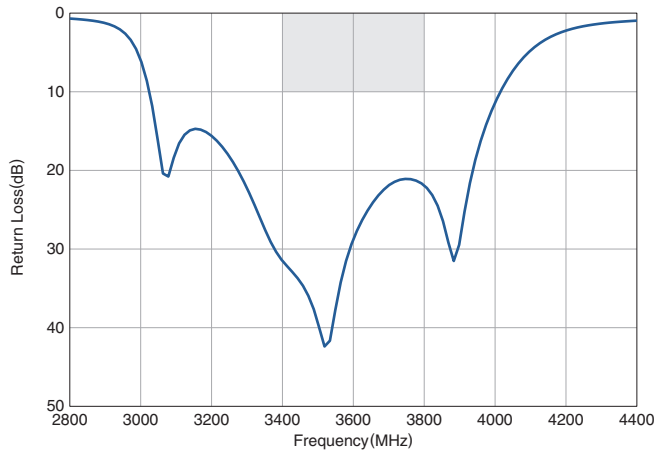
INSERTION LOSS



ATTENUATION



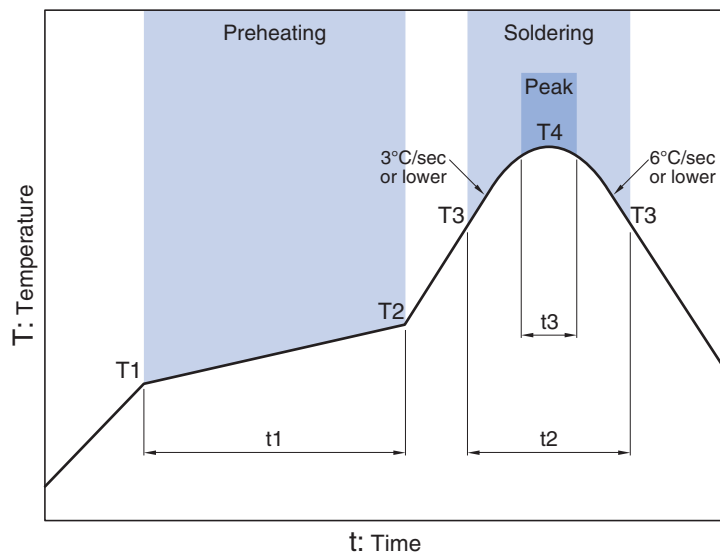
RETURN LOSS



- All specifications are subject to change without notice.
- Before using these products, be sure to request the delivery specifications.

DEA203600BT-2224A1-H

RECOMMENDED REFLOW PROFILE



Preheating			Soldering			
			Critical zone (T3 to T4)		Peak	
Temp.		Time	Temp.	Time	Temp.	Time
T1	T2	t1	T3	t2	T4	t3*
150°C	200°C	60 to 120sec	217°C	60 to 120sec	240 to 260°C	30sec max.

* t3 : Time within 5°C of actual peak temperature
The maximum number of reflow is 3.

REMINDERS FOR USING THESE PRODUCTS

Before using these products, be sure to request the delivery specifications.

SAFETY REMINDERS

Please pay sufficient attention to the warnings for safe designing when using these products.

REMINDERS

The products listed on this catalog are intended for use in general electronic equipment (AV equipment, telecommunications equipment, home appliances, amusement equipment, computer equipment, personal equipment, office equipment, measurement equipment, industrial robots) under a normal operation and use condition.

The products are not designed or warranted to meet the requirements of the applications listed below, whose performance and/or quality require a more stringent level of safety or reliability, or whose failure, malfunction or trouble could cause serious damage to society, person or property.

Please understand that we are not responsible for any damage or liability caused by use of the products in any of the applications below or for any other use exceeding the range or conditions set forth in this catalog.

- | | |
|---|--|
| (1) Aerospace/Aviation equipment | (8) Public information-processing equipment |
| (2) Transportation equipment (cars, electric trains, ships, etc.) | (9) Military equipment |
| (3) Medical equipment | (10) Electric heating apparatus, burning equipment |
| (4) Power-generation control equipment | (11) Disaster prevention/crime prevention equipment |
| (5) Atomic energy-related equipment | (12) Safety equipment |
| (6) Seabed equipment | (13) Other applications that are not considered general-purpose applications |
| (7) Transportation control equipment | |

When using this product in general-purpose applications, you are kindly requested to take into consideration securing protection circuit/equipment or providing backup circuits, etc., to ensure higher safety.