


Multilayer Organic (MLO®) Filters

MLO® High Pass Filters

General Information



GENERAL DESCRIPTION

The MLO® High Pass Filters are low profile passive devices with best in class performance based on KYOCERA AVX patented multilayer organic high density interconnect technology. The MLO® High pass filters utilize high dielectric constant and low loss materials to realize high Q passive printed elements, such as inductors and capacitors, in a multilayer stack. This results in a high performance High Pass Filter design. MLO® High Pass Filters can support both a variety of frequency bands and multiple wireless standards, and are less than 1.0mm in thickness. All filters are expansion matched to most organic PCB materials, thereby resulting in improved reliability over standard silicon and ceramic devices.

FEATURES

- Wide Frequency Range
- Excellent Isolation
- Low Loss
- Expansion matched to PCB
- 50Ω Impedance
- Surface Mountable
- RoHS Compliant
- High Q

APPLICATIONS

- Mobile Communication
- GPS
- Vehicle location systems
- Wireless LANs
- Satellite Receivers
- Instrumentation

LAND GRID ARRAY ADVANTAGES

- Inherent Low Profile
- Excellent Solderability
- Better Heat Dissipation

HOW TO ORDER

HF	0A	A	2470	A	7	00
Series	Case Size	Type	Frequency In MHz	Standard Testing	Termination	Package Code
High Pass Filters	0A = 2616 0B = 3116 0C = 3416 0D = 4016 1E = 4617				7 – Gold	00 – Waffle Pack TR – 1000 pcs Tape & Reel TR\250 – 250 pcs Tape & Reel



For RoHS compliant products, please select correct termination style.

QUALITY INSPECTION

Finish Parts are 100% electrically tested.

TERMINATION

All finishes are compatible with automatic soldering technologies: Pb free reflow, wave soldering, vapor phase, and manual soldering.

OPERATING TEMPERATURE

-55°C to +85°C

MECHANICAL DIMENSIONS:

inches (mm)

Case Size	Length	Width	Height
A 2616	0.259±0.010 (6.579±0.254)	0.157±0.010 (3.975±0.254)	Varies - see part specification
B 3116	0.306±0.010 (7.785±0.254)	0.156±0.010 (3.975±0.254)	Varies - see part specification
C 3416	0.342±0.010 (8.674±0.254)	0.157±0.010 (3.975±0.254)	Varies - see part specification
D 4016	0.401±0.010 (10.198±0.254)	0.156±0.010 (3.975±0.254)	Varies - see part specification
E 4617	0.460±0.010 (11.684±0.254)	0.170±0.010 (4.318±0.254)	Varies - see part specification
1E 4617	0.460±0.010 (11.684±0.254)	0.174±0.004 (4.41±0.10)	Varies - see part specification
2E 4614	0.460±0.010 (11.684±0.254)	0.144±0.004 (3.64±0.10)	Varies - see part specification
F 5021	0.512±0.010 (12.992±0.254)	0.207±0.010 (5.245±0.254)	Varies - see part specification



S2P FILES, DRAWING AND OTHER INFORMATION AVAILABLE IN LINK ON INDIVIDUAL DATASHEETS



The Important Information/Disclaimer is incorporated in the catalog where these specifications came from or available online at www.avx.com/disclaimer/ by reference and should be reviewed in full before placing any order.

Multilayer Organic (MLO®) Filters

MLO® High Pass Filters

ELECTRICAL SPECIFICATIONS

Part Number	Passband (GHz)		Insertion Loss (dB)		Typical -3dB Cutoff Frequency (GHz)	Stopband Rejection Frequency (GHz)		Rated RF Power (W)
	Min	Max	Typ.	Max		-30dB	-40dB	
HF0DA0740A7**	0.74	1.47	0.84	1.20	0.65	0.54	0.52	2
HF0BA0850A7**	0.85	1.94	0.75	1.20	0.77	0.64	0.63	2
HF0BA0930A7**	0.93	1.62	0.87	1.20	0.82	0.69	0.68	2
HF0BA0950A7**	0.95	2.00	0.90	1.20	0.85	0.71	0.65	2
HF0AA1300A7**	1.30	7.00	0.53	1.20	1.10	0.58	0.50	2
HF0AA1330A7**	1.33	6.59	0.55	1.20	1.12	0.59	0.51	2
HF0BA1340A7**	1.34	2.39	0.74	1.20	1.17	1.00	0.97	2
HF0BA1390A7**	1.39	2.52	0.75	1.20	1.21	1.02	1.00	2
HF0BA1420A7**	1.42	2.57	0.70	1.20	1.22	1.03	1.00	2
HF0BA1440A7**	1.44	2.70	0.63	1.20	1.30	1.09	1.06	2
HF0BA1500A7**	1.50	2.83	0.75	1.20	1.38	1.17	1.15	2
HF0BA1540A7**	1.54	2.68	0.82	1.20	1.39	1.18	1.10	2
HF0BA1550A7**	1.55	2.93	0.82	1.20	1.41	1.19	-	2
HF0AA1760A7**	1.76	3.50	0.64	1.20	1.49	1.29	1.26	2
HF0AA1800A7**	1.80	4.21	0.76	1.20	1.59	1.31	1.20	2
HF0BA1840A7**	1.84	2.83	0.85	1.20	1.66	1.43	1.40	2
HF0AA2180A7**	2.18	6.50	0.73	1.20	1.90	1.63	1.60	2
HF0AA2230A7**	2.23	6.50	0.71	1.20	1.93	1.69	1.66	2
HF0AA2290A7**	2.29	7.00	0.73	1.20	1.99	1.74	1.71	2
HF0AA2370A7**	2.37	7.00	0.76	1.20	2.06	1.80	1.77	2
HF0AA2400A7**	2.40	7.00	0.61	1.20	2.01	1.75	1.71	2
HF0AA2410A7**	2.41	7.00	0.75	1.20	2.08	1.81	1.78	2
HF0AA2420A7**	2.42	7.00	0.73	1.20	2.04	1.78	1.75	2
HF0AA2470A7**	2.47	6.50	0.76	1.20	2.13	1.86	1.82	2
HF0AA2480A7**	2.48	6.00	0.71	1.20	2.11	1.84	1.81	2
HF0AA3280A7**	3.28	8.50	0.91	1.20	3.02	2.53	2.43	2
HF0AA3460A7**	3.46	8.50	0.75	1.20	3.14	2.61	2.52	2
HF0AA3540A7**	3.54	8.50	0.85	1.20	2.92	2.42	2.27	2
HF0AA4140A7**	4.14	8.50	0.66	1.20	3.59	2.83	2.71	2
HF0AA4270A7**	4.27	8.00	0.77	1.20	3.76	3.17	-	2
HF0AA4430A7**	4.43	7.00	0.61	1.20	3.88	2.98	2.86	2
HF0AA4500A7**	4.50	7.50	0.65	1.20	3.93	3.08	2.96	2
HF0AA4680A7**	4.68	7.50	0.62	1.20	4.09	3.21	3.08	2
HF0AA6240A7**	6.24	8.00	0.80	1.20	5.37	4.76	4.68	2
HF0AA6380A7**	6.38	8.00	0.74	1.20	5.28	4.61	4.54	2
HF0AA6510A7**	6.51	8.00	0.83	1.20	5.58	4.95	4.88	2

↑ Click on part number to see full specifications

**Packaging: 00 = waffle pack, TR = 1000pcs T&R, TR\250 = 250pcs T&R

Multilayer Organic (MLO®) Filters

MLO® High Pass Filters

HF0DA0740A7**

ELECTRICAL SPECIFICATIONS

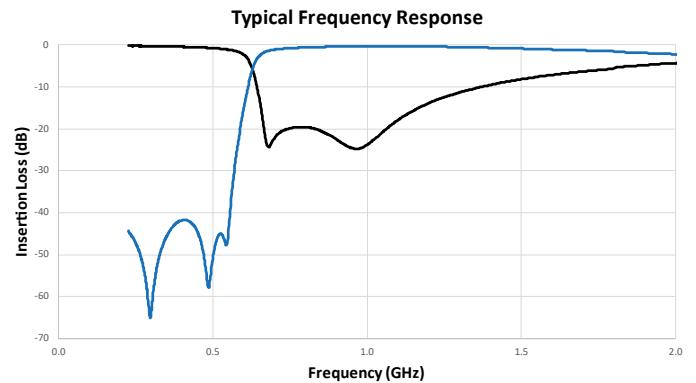
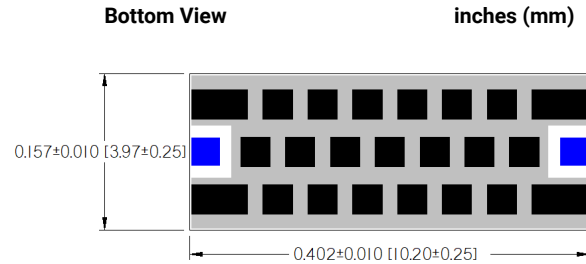
Pass Band	0.74 - 1.47 GHz	1.2 dB	Max
	0.74 - 1.47 GHz	0.84 dB	Typ
	-3dB Cutoff	0.65 GHz	Typ
Rejection	DC - 0.54 GHz	30dB	Min
	DC - 0.52 GHz	40dB	Min
Dimension	Thickness	22 Mils	Max
RF Power	Power	2 Watts	Max

[Click here to return to main table.](#)

CLICK HERE TO DOWNLOAD DATA FILES

*Data files contain DXF and S2P files

DIMENSIONS – CASE SIZE D



HF0BA0850A7**

ELECTRICAL SPECIFICATIONS

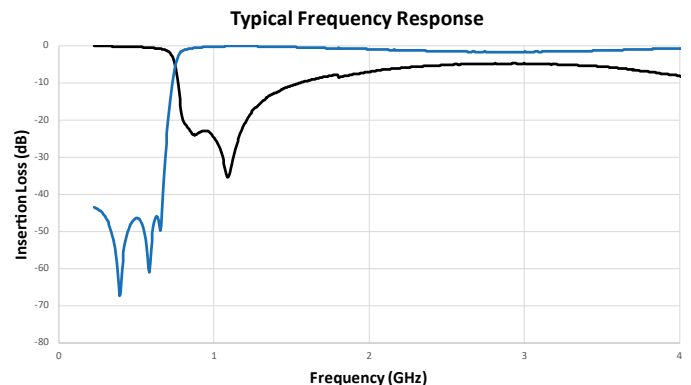
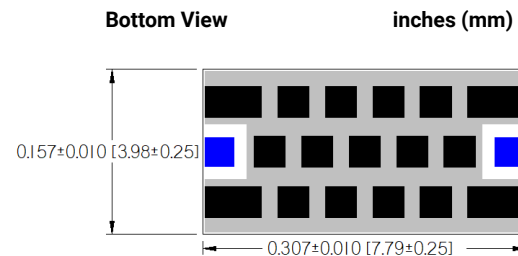
Pass Band	0.85 - 1.94 GHz	1.2 dB	Max
	0.85 - 1.94 GHz	0.75 dB	Typ
	-3dB Cutoff	0.77 GHz	Typ
Rejection	DC - 0.64 GHz	30 dB	Min
	DC - 0.63 GHz	40 dB	Min
Dimension	Thickness	22 Mils	Max
RF Power	Power	2 Watts	Max

[Click here to return to main table.](#)

CLICK HERE TO DOWNLOAD DATA FILES

*Data files contain DXF and S2P files

DIMENSIONS – CASE SIZE B



Multilayer Organic (MLO®) Filters

MLO® High Pass Filters

HF0BA0930A7**

ELECTRICAL SPECIFICATIONS

Pass Band	0.93 - 1.62 GHz	1.2 dB	Max
	0.93 - 1.62 GHz	0.87 dB	Typ
	-3dB Cutoff	0.82 GHz	Typ
Rejection	DC - 0.69 GHz	30 dB	Min
	DC - 0.68 GHz	40 dB	Min
Dimension	Thickness	22 Mils	Max
RF Power	Power	2 Watts	Max

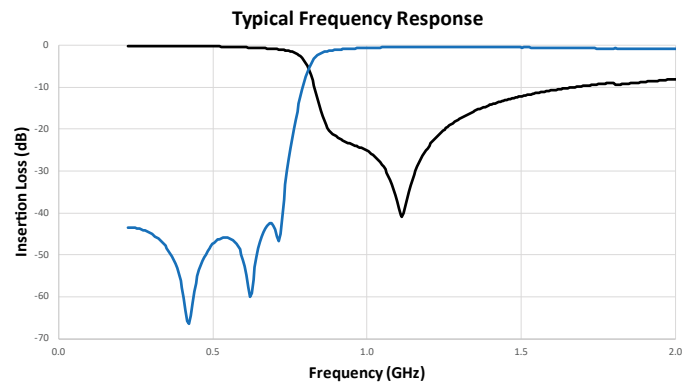
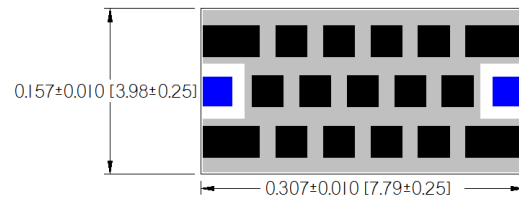
[Click here to return to main table.](#)

CLICK HERE TO DOWNLOAD DATA FILES

*Data files contain DXF and S2P files

DIMENSIONS – CASE SIZE B

Bottom View inches (mm)



HF0BA0950A7**

ELECTRICAL SPECIFICATIONS

Pass Band	0.95 - 2.00 GHz	1.2 dB	Max
	0.95 - 2.00 GHz	0.90 dB	Typ
	-3dB Cutoff	0.85 GHz	Typ
Rejection	DC - 0.71 GHz	30 dB	Min
	DC - 0.65 GHz	40 dB	Min
Dimension	Thickness	22 Mils	Max
RF Power	Power	2 Watts	Max

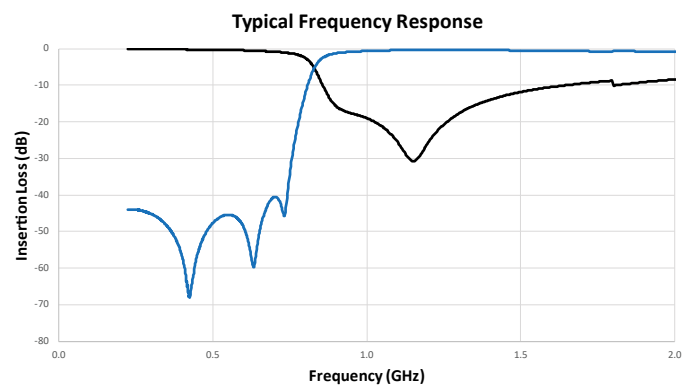
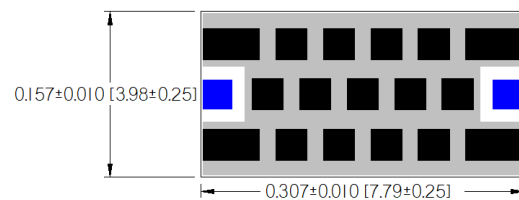
[Click here to return to main table.](#)

CLICK HERE TO DOWNLOAD DATA FILES

*Data files contain DXF and S2P files

DIMENSIONS – CASE SIZE B

Bottom View inches (mm)



Multilayer Organic (MLO®) Filters

MLO® High Pass Filters

HF0AA1300A7**

ELECTRICAL SPECIFICATIONS

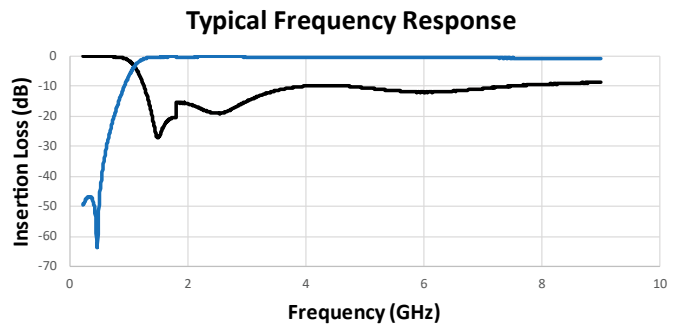
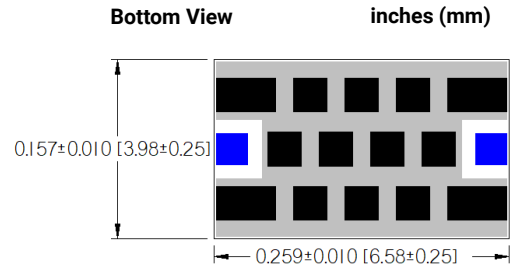
Pass Band	1.30 - 7.00 GHz	1.2 dB	Max
	1.30 - 7.00 GHz	0.53 dB	Typ
	-3dB Cutoff	1.10 GHz	Typ
Rejection	DC - 0.58 GHz	30 dB	Min
	DC - 0.50 GHz	40 dB	Min
Dimension	Thickness	22 Mils	Max
RF Power	Power	2 Watts	Max

[Click here to return to main table.](#)

[CLICK HERE TO DOWNLOAD DATA FILES](#)

*Data files contain DXF and S2P files

DIMENSIONS – CASE SIZE A



HF0AA1330A7**

ELECTRICAL SPECIFICATIONS

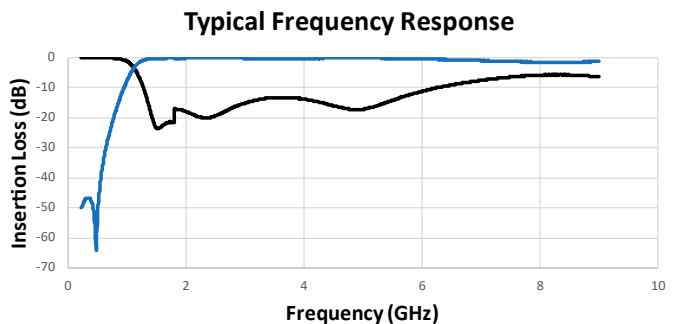
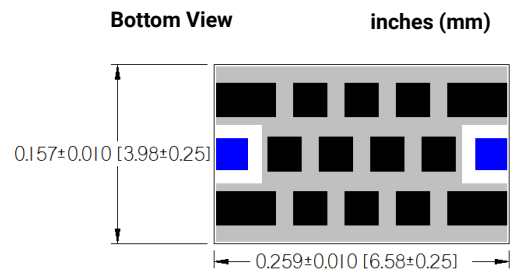
Pass Band	1.33 - 6.59 GHz	1.2 dB	Max
	1.33 - 6.59 GHz	0.55 dB	Typ
	-3dB Cutoff	1.12 GHz	Typ
Rejection	DC - 0.59 GHz	30 dB	Min
	DC - 0.51 GHz	40 dB	Min
Dimension	Thickness	22 Mils	Max
RF Power	Power	2 Watts	Max

[Click here to return to main table.](#)

[CLICK HERE TO DOWNLOAD DATA FILES](#)

*Data files contain DXF and S2P files

DIMENSIONS – CASE SIZE A



Multilayer Organic (MLO®) Filters

MLO® High Pass Filters

HF0BA1340A7**

ELECTRICAL SPECIFICATIONS

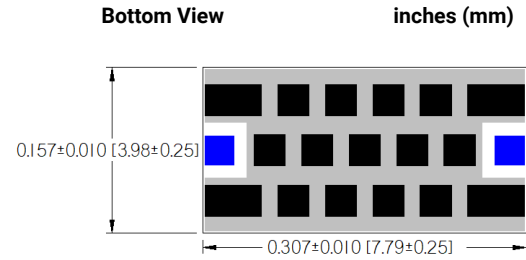
Pass Band	1.34 - 2.39 GHz	1.2 dB	Max
	1.34 - 2.39 GHz	0.74 dB	Typ
	-3dB Cutoff	1.17 GHz	Typ
Rejection	DC - 1.00 GHz	30 dB	Min
	DC - 0.97 GHz	40 dB	Min
Dimension	Thickness	22 Mils	Max
RF Power	Power	2 Watts	Max

[Click here to return to main table.](#)

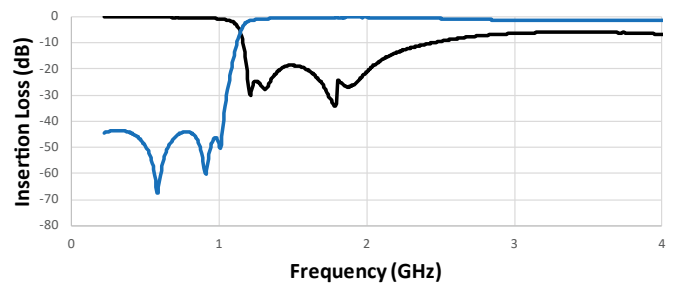
[CLICK HERE TO DOWNLOAD DATA FILES](#)

*Data files contain DXF and S2P files

DIMENSIONS – CASE SIZE B



Typical Frequency Response



HF0BA1390A7**

ELECTRICAL SPECIFICATIONS

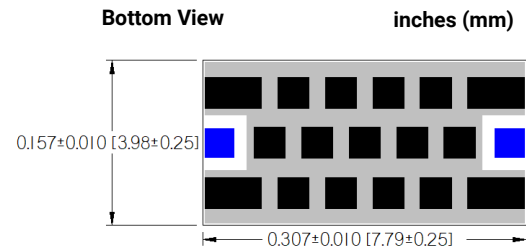
Pass Band	1.39 - 2.52 GHz	1.2 dB	Max
	1.39 - 2.52 GHz	0.75 dB	Typ
	-3dB Cutoff	1.21 GHz	Typ
Rejection	DC - 1.02 GHz	30 dB	Min
	DC - 1.00 GHz	40 dB	Min
Dimension	Thickness	22 Mils	Max
RF Power	Power	2 Watts	Max

[Click here to return to main table.](#)

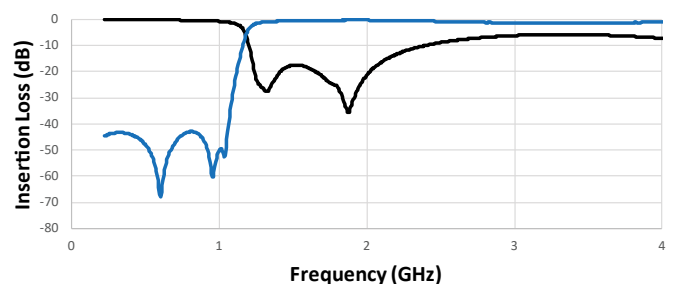
[CLICK HERE TO DOWNLOAD DATA FILES](#)

*Data files contain DXF and S2P files

DIMENSIONS – CASE SIZE B



Typical Frequency Response



Multilayer Organic (MLO®) Filters

MLO® High Pass Filters

HF0BA1420A7**

ELECTRICAL SPECIFICATIONS

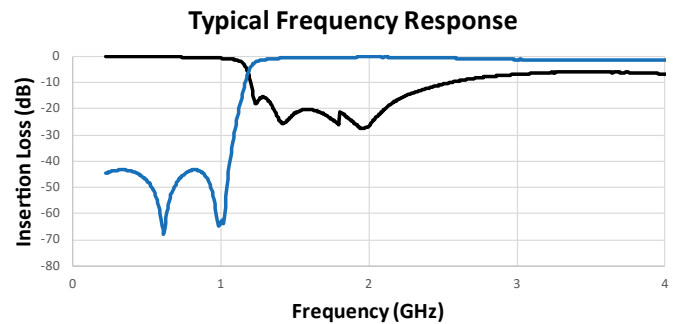
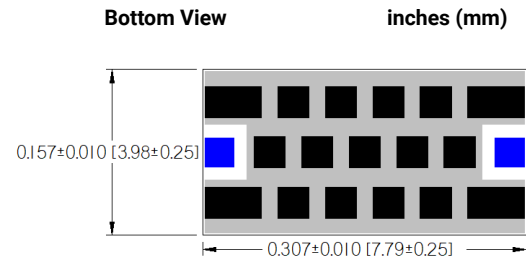
Pass Band	1.42 - 2.57 GHz	1.2 dB	Max
	1.42 - 2.57 GHz	0.70 dB	Typ
	-3dB Cutoff	1.22 GHz	Typ
Rejection	DC - 1.03 GHz	30 dB	Min
	DC - 1.00 GHz	40 dB	Min
Dimension	Thickness	22 Mils	Max
RF Power	Power	2 Watts	Max

[Click here to return to main table.](#)

CLICK HERE TO DOWNLOAD DATA FILES

*Data files contain DXF and S2P files

DIMENSIONS – CASE SIZE B



HF0BA1440A7**

ELECTRICAL SPECIFICATIONS

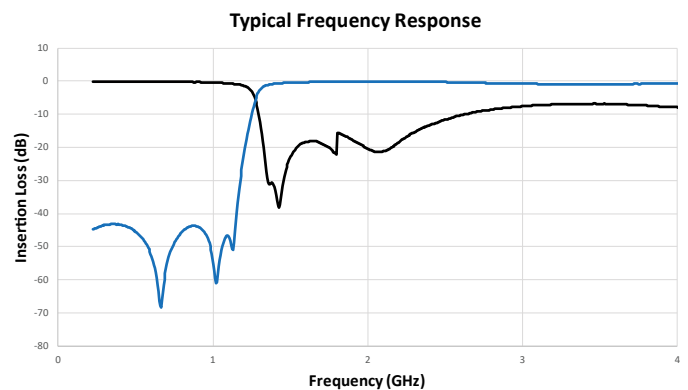
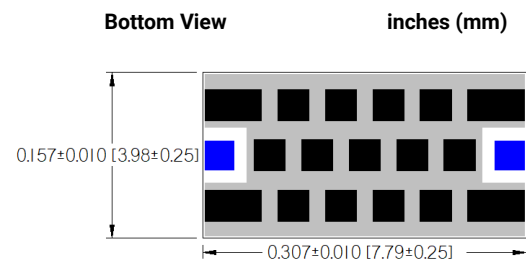
Pass Band	1.44 - 2.70 GHz	1.2 dB	Max
	1.44 - 2.70 GHz	0.63 dB	Typ
	-3dB Cutoff	1.22 GHz	Typ
Rejection	DC - 1.09 GHz	30 dB	Min
	DC - 1.06 GHz	40 dB	Min
Dimension	Thickness	22 Mils	Max
RF Power	Power	2 Watts	Max

[Click here to return to main table.](#)

CLICK HERE TO DOWNLOAD DATA FILES

*Data files contain DXF and S2P files

DIMENSIONS – CASE SIZE B



Multilayer Organic (MLO®) Filters

MLO® High Pass Filters

HF0BA1500A7**

ELECTRICAL SPECIFICATIONS

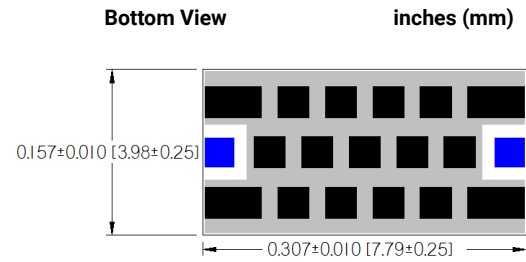
Pass Band	1.50 - 2.83 GHz	1.2 dB	Max
	1.50 - 2.83 GHz	0.75 dB	Typ
	-3dB Cutoff	1.38 GHz	Typ
Rejection	DC - 1.17 GHz	30 dB	Min
	DC - 1.15 GHz	40 dB	Min
Dimension	Thickness	22 Mils	Max
RF Power	Power	2 Watts	Max

[Click here to return to main table.](#)

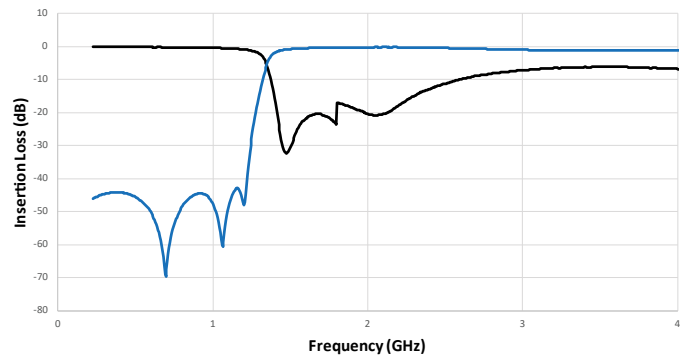
CLICK HERE TO DOWNLOAD DATA FILES

*Data files contain DXF and S2P files

DIMENSIONS – CASE SIZE B



Typical Frequency Response



HF0BA1540A7**

ELECTRICAL SPECIFICATIONS

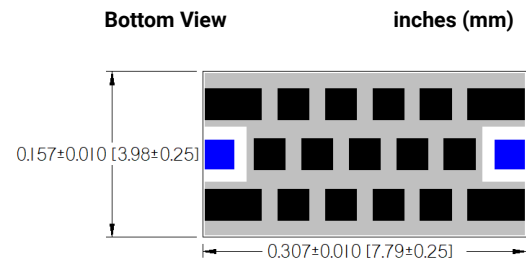
Pass Band	1.54 - 2.68 GHz	1.2 dB	Max
	1.54 - 2.68 GHz	0.82 dB	Typ
	-3dB Cutoff	1.39 GHz	Typ
Rejection	DC - 1.18 GHz	30 dB	Min
	DC - 1.10 GHz	40 dB	Min
Dimension	Thickness	22 Mils	Max
RF Power	Power	2 Watts	Max

[Click here to return to main table.](#)

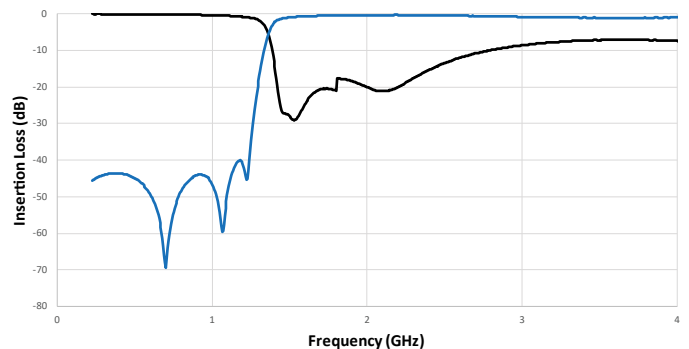
CLICK HERE TO DOWNLOAD DATA FILES

*Data files contain DXF and S2P files

DIMENSIONS – CASE SIZE B



Typical Frequency Response



Multilayer Organic (MLO®) Filters

MLO® High Pass Filters

HF0BA1550A7**

ELECTRICAL SPECIFICATIONS

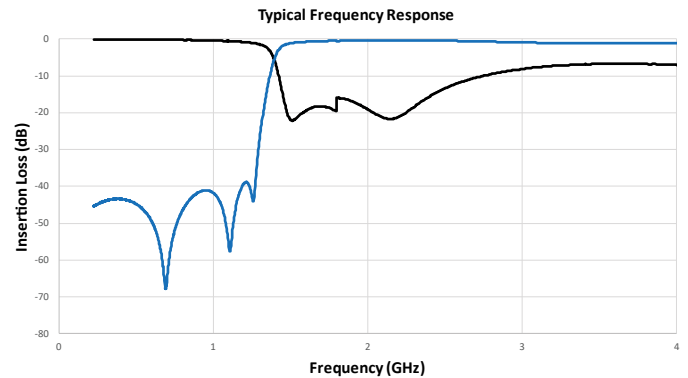
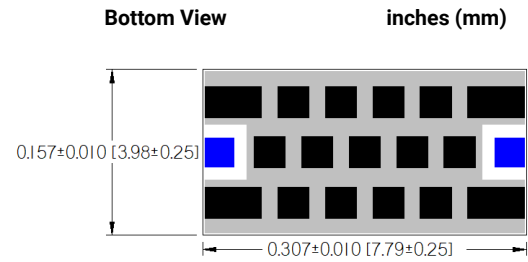
Pass Band	1.55 - 2.93 GHz	1.2 dB	Max
	1.55 - 2.93 GHz	0.82 dB	Typ
	-3dB Cutoff	1.41 GHz	Typ
Rejection	DC - 1.19GHz	30 dB	Min
	-	40 dB	Min
Dimension	Thickness	22 Mils	Max
RF Power	Power	2 Watts	Max

[Click here to return to main table.](#)

CLICK HERE TO DOWNLOAD DATA FILES

*Data files contain DXF and S2P files

DIMENSIONS – CASE SIZE B



HF0AA1760A7**

ELECTRICAL SPECIFICATIONS

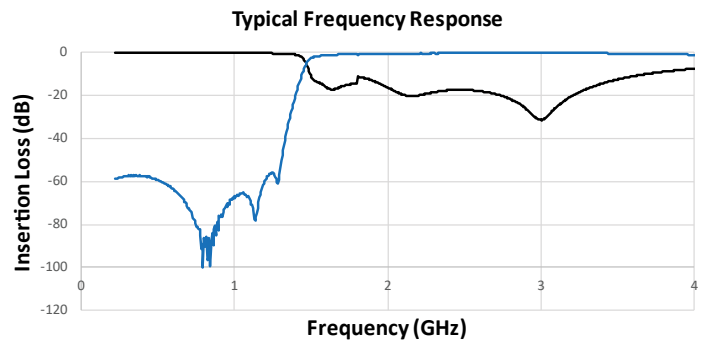
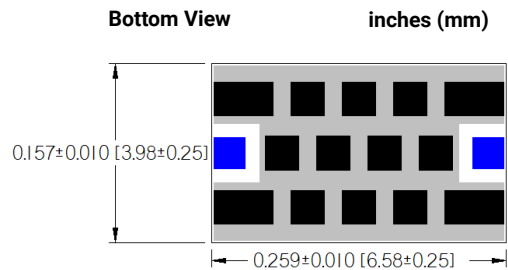
Pass Band	1.76 - 3.50 GHz	1.2 dB	Max
	1.76 - 3.50 GHz	0.64 dB	Typ
	-3dB Cutoff	1.49 GHz	Typ
Rejection	DC - 1.29 GHz	30 dB	Min
	DC - 1.26 GHz	40 dB	Min
Dimension	Thickness	22 Mils	Max
RF Power	Power	2 Watts	Max

[Click here to return to main table.](#)

CLICK HERE TO DOWNLOAD DATA FILES

*Data files contain DXF and S2P files

DIMENSIONS – CASE SIZE A



Multilayer Organic (MLO®) Filters

MLO® High Pass Filters

HF0AA1800A7**

ELECTRICAL SPECIFICATIONS

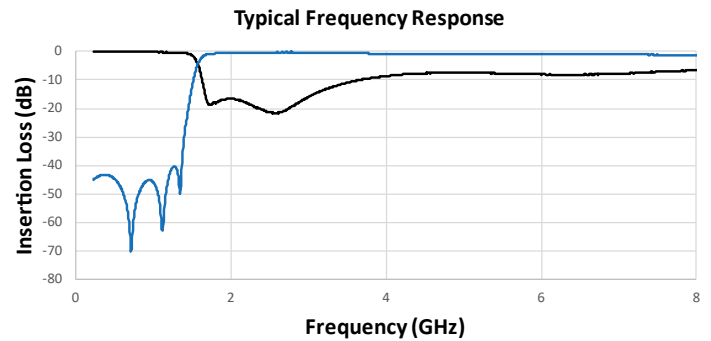
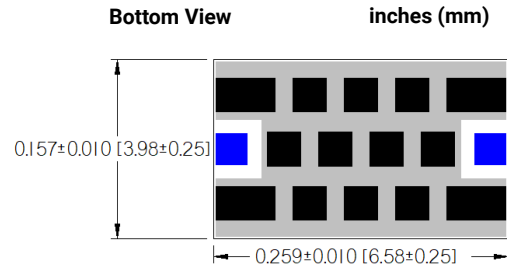
Pass Band	1.80 - 4.21 GHz	1.2 dB	Max
	1.80 - 4.21 GHz	0.76dB	Typ
	-3dB Cutoff	1.59 GHz	Typ
Rejection	DC - 1.31 GHz	30 dB	Min
	DC - 1.20 GHz	40 dB	Min
Dimension	Thickness	22 Mils	Max
RF Power	Power	2 Watts	Max

[Click here to return to main table.](#)

CLICK HERE TO DOWNLOAD DATA FILES

*Data files contain DXF and S2P files

DIMENSIONS – CASE SIZE A



HF0BA1840A7**

ELECTRICAL SPECIFICATIONS

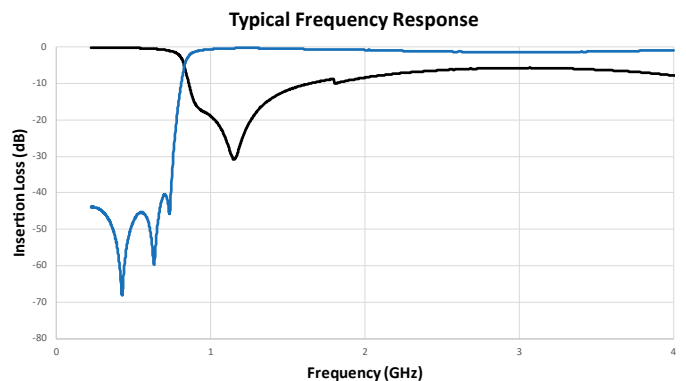
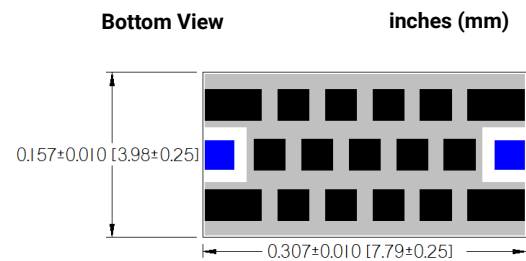
Pass Band	1.84 - 2.83 GHz	1.2 dB	Max
	1.84 - 2.83 GHz	0.85 dB	Typ
	-3dB Cutoff	1.66 GHz	Typ
Rejection	DC - 1.43 GHz	30 dB	Min
	DC - 1.40 GHz	40 dB	Min
Dimension	Thickness	22 Mils	Max
RF Power	Power	2 Watts	Max

[Click here to return to main table.](#)

CLICK HERE TO DOWNLOAD DATA FILES

*Data files contain DXF and S2P files

DIMENSIONS – CASE SIZE B



Multilayer Organic (MLO®) Filters

MLO® High Pass Filters

HF0AA2180A7**

ELECTRICAL SPECIFICATIONS

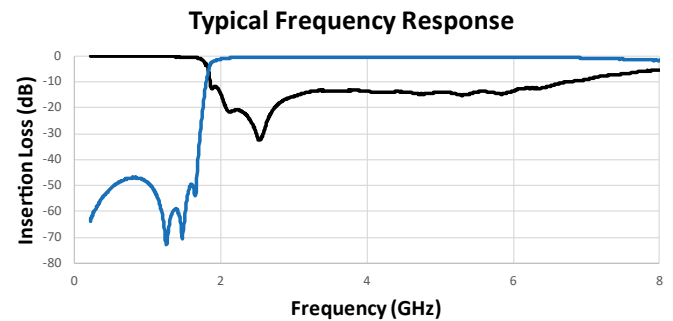
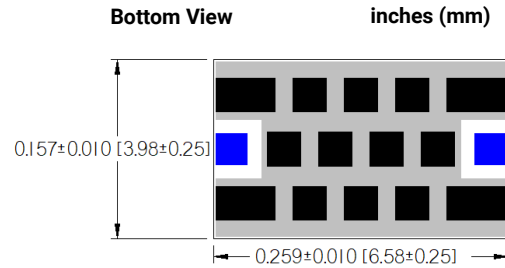
Pass Band	2.18 - 6.50 GHz	1.2 dB	Max
	2.18 - 6.50 GHz	0.73 dB	Typ
	-3dB Cutoff	1.90 GHz	Typ
Rejection	DC - 1.63 GHz	30 dB	Min
	DC - 1.60 GHz	40 dB	Min
Dimension	Thickness	22 Mils	Max
RF Power	Power	2 Watts	Max

[Click here to return to main table.](#)

CLICK HERE TO DOWNLOAD DATA FILES

*Data files contain DXF and S2P files

DIMENSIONS – CASE SIZE A



HF0AA2230A7**

ELECTRICAL SPECIFICATIONS

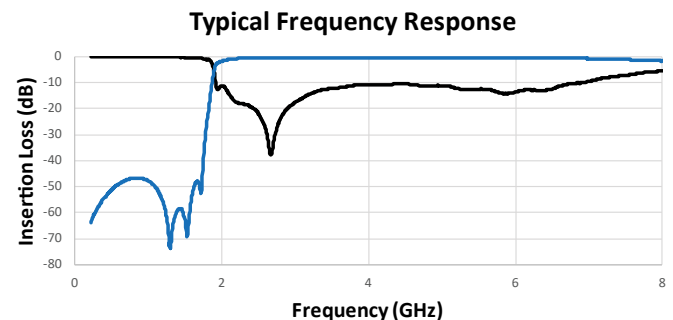
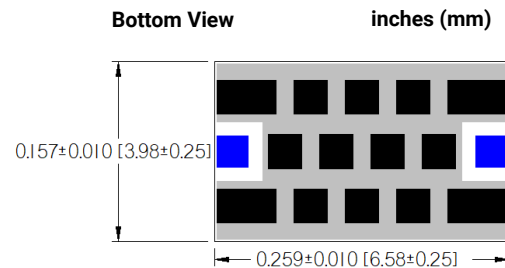
Pass Band	2.23 - 6.50 GHz	1.2 dB	Max
	2.23 - 6.50 GHz	0.71 dB	Typ
	-3dB Cutoff	1.93 GHz	Typ
Rejection	DC - 1.69 GHz	30 dB	Min
	DC - 1.66 GHz	40 dB	Min
Dimension	Thickness	22 Mils	Max
RF Power	Power	2 Watts	Max

[Click here to return to main table.](#)

CLICK HERE TO DOWNLOAD DATA FILES

*Data files contain DXF and S2P files

DIMENSIONS – CASE SIZE A



Multilayer Organic (MLO®) Filters

MLO® High Pass Filters

HF0AA2290A7**

ELECTRICAL SPECIFICATIONS

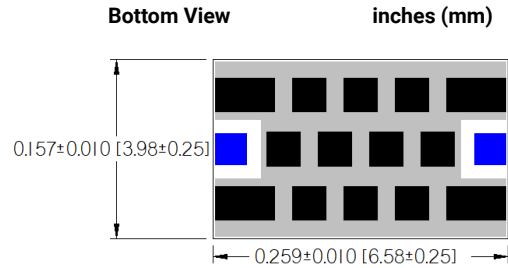
Pass Band	2.29 - 7.00 GHz	1.2 dB	Max
	2.29 - 7.00 GHz	0.73 dB	Typ
	-3dB Cutoff	1.99 GHz	Typ
Rejection	DC - 1.74 GHz	30 dB	Min
	DC - 1.71 GHz	40 dB	Min
Dimension	Thickness	22 Mils	Max
RF Power	Power	2 Watts	Max

[Click here to return to main table.](#)

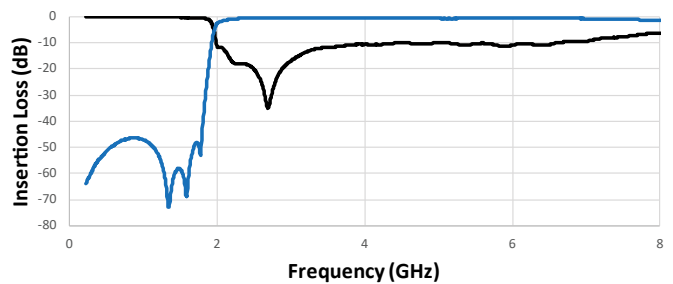
[CLICK HERE TO DOWNLOAD DATA FILES](#)

*Data files contain DXF and S2P files

DIMENSIONS – CASE SIZE A



Typical Frequency Response



HF0AA2370A7**

ELECTRICAL SPECIFICATIONS

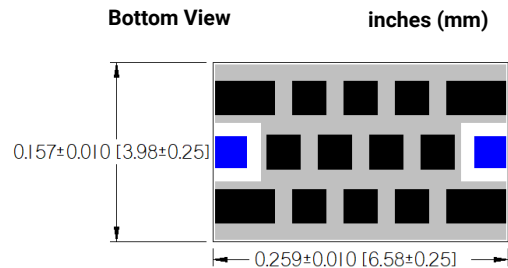
Pass Band	2.37 - 7.00 GHz	1.2 dB	Max
	2.37 - 7.00 GHz	0.76 dB	Typ
	-3dB Cutoff	2.06 GHz	Typ
Rejection	DC - 1.80 GHz	30 dB	Min
	DC - 1.77 GHz	40 dB	Min
Dimension	Thickness	22 Mils	Max
RF Power	Power	2 Watts	Max

[Click here to return to main table.](#)

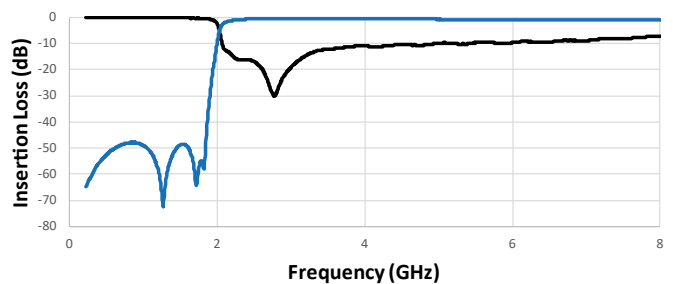
[CLICK HERE TO DOWNLOAD DATA FILES](#)

*Data files contain DXF and S2P files

DIMENSIONS – CASE SIZE A



Typical Frequency Response



Multilayer Organic (MLO®) Filters

MLO® High Pass Filters

HF0AA2400A7**

ELECTRICAL SPECIFICATIONS

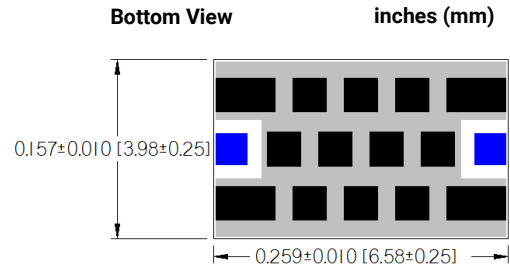
Pass Band	2.40 - 7.00 GHz	1.2 dB	Max
	2.40 - 7.00 GHz	0.61 dB	Typ
	-3dB Cutoff	2.01 GHz	Typ
Rejection	DC - 1.75 GHz	30 dB	Min
	DC - 1.71 GHz	40 dB	Min
Dimension	Thickness	22 Mils	Max
RF Power	Power	2 Watts	Max

[Click here to return to main table.](#)

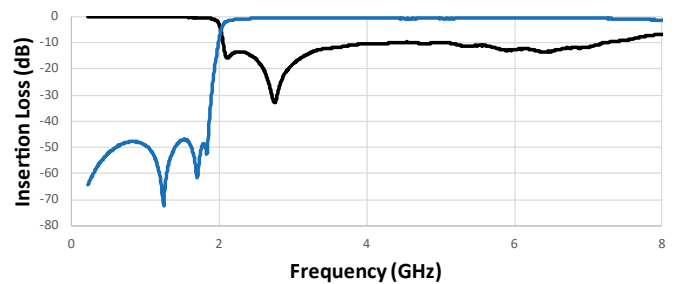
[CLICK HERE TO DOWNLOAD DATA FILES](#)

*Data files contain DXF and S2P files

DIMENSIONS – CASE SIZE A



Typical Frequency Response



HF0AA2410A7**

ELECTRICAL SPECIFICATIONS

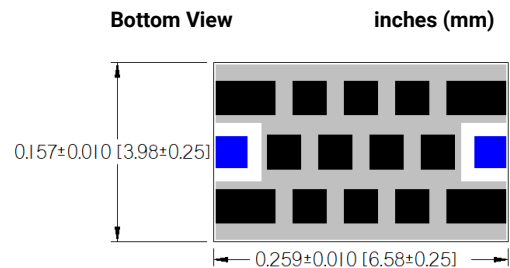
Pass Band	2.41 - 7.00 GHz	1.2 dB	Max
	2.41 - 7.00 GHz	0.75 dB	Typ
	-3dB Cutoff	2.08 GHz	Typ
Rejection	DC - 1.81 GHz	30 dB	Min
	DC - 1.78 GHz	40 dB	Min
Dimension	Thickness	22 Mils	Max
RF Power	Power	2 Watts	Max

[Click here to return to main table.](#)

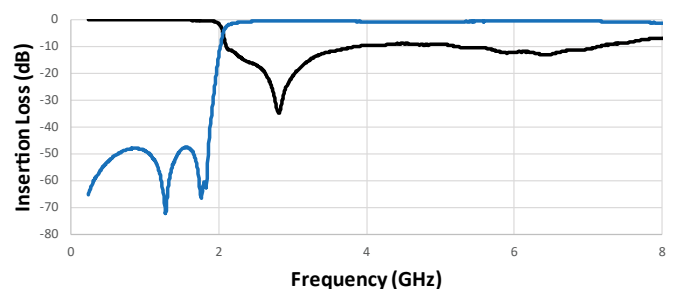
[CLICK HERE TO DOWNLOAD DATA FILES](#)

*Data files contain DXF and S2P files

DIMENSIONS – CASE SIZE A



Typical Frequency Response



Multilayer Organic (MLO®) Filters

MLO® High Pass Filters

HF0AA2420A7**

ELECTRICAL SPECIFICATIONS

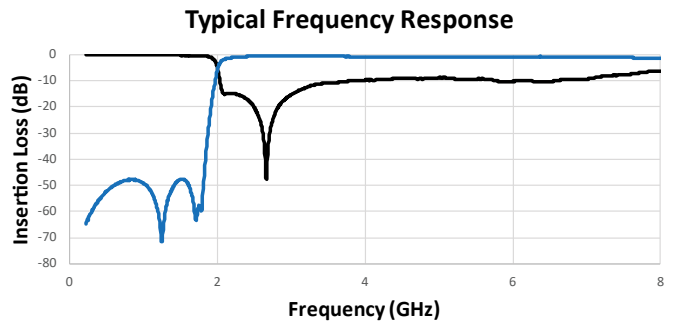
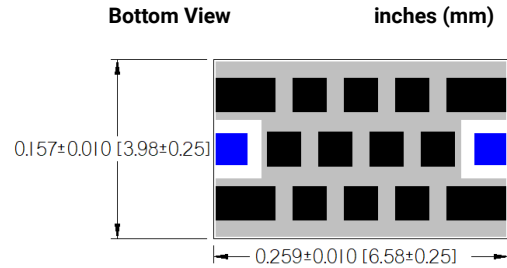
Pass Band	2.42 - 7.00 GHz	1.2 dB	Max
	2.42 - 7.00 GHz	0.73 dB	Typ
	-3dB Cutoff	2.04 GHz	Typ
Rejection	DC - 1.78 GHz	30 dB	Min
	DC - 1.75 GHz	40 dB	Min
Dimension	Thickness	22 Mils	Max
RF Power	Power	2 Watts	Max

[Click here to return to main table.](#)

CLICK HERE TO DOWNLOAD DATA FILES

*Data files contain DXF and S2P files

DIMENSIONS – CASE SIZE A



HF0AA2470A7**

ELECTRICAL SPECIFICATIONS

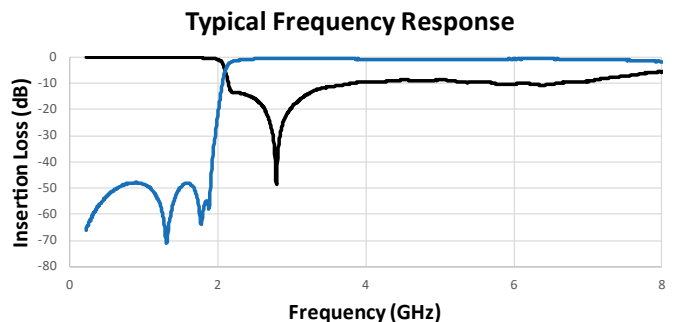
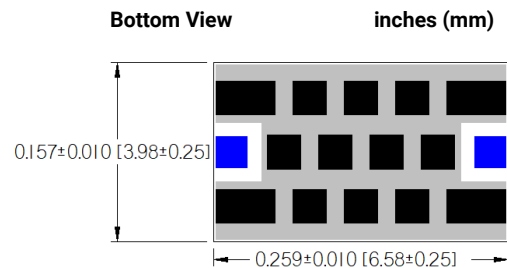
Pass Band	2.47 - 6.50 GHz	1.2 dB	Max
	2.47 - 6.50 GHz	0.76 dB	Typ
	-3dB Cutoff	2.13 GHz	Typ
Rejection	DC - 1.86 GHz	30 dB	Min
	DC - 1.82 GHz	40 dB	Min
Dimension	Thickness	22 Mils	Max
RF Power	Power	2 Watts	Max

[Click here to return to main table.](#)

CLICK HERE TO DOWNLOAD DATA FILES

*Data files contain DXF and S2P files

DIMENSIONS – CASE SIZE A



Multilayer Organic (MLO®) Filters

MLO® High Pass Filters

HF0AA2480A7**

ELECTRICAL SPECIFICATIONS

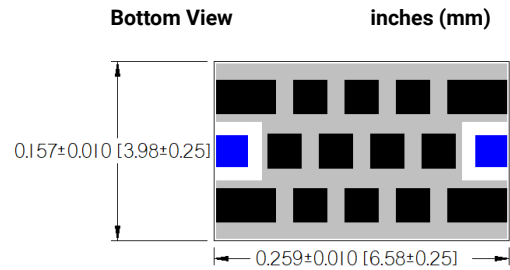
Pass Band	2.48 - 6.00 GHz	1.2 dB	Max
	2.48 - 6.00 GHz	0.71 dB	Typ
	-3dB Cutoff	2.11 GHz	Typ
Rejection	DC - 1.84 GHz	30 dB	Min
	DC - 1.81 GHz	40 dB	Min
Dimension	Thickness	22 Mils	Max
RF Power	Power	2 Watts	Max

[Click here to return to main table.](#)

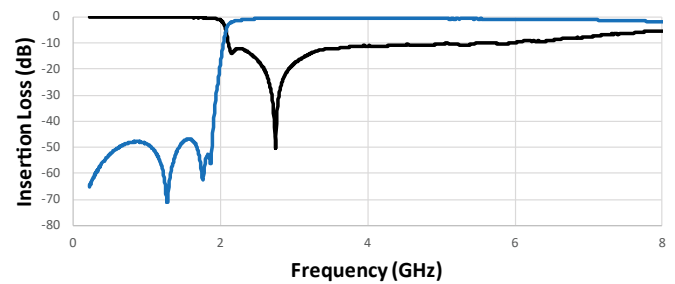
CLICK HERE TO DOWNLOAD DATA FILES

*Data files contain DXF and S2P files

DIMENSIONS – CASE SIZE A



Typical Frequency Response



HF0AA3280A7**

ELECTRICAL SPECIFICATIONS

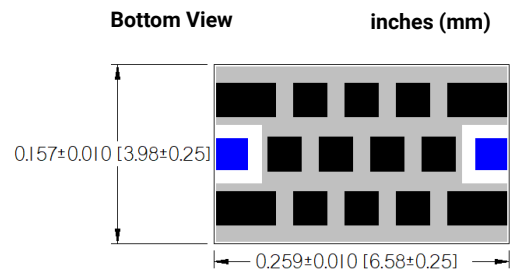
Pass Band	3.28 - 8.50 GHz	1.2 dB	Max
	3.28 - 8.50 GHz	0.91 dB	Typ
	-3dB Cutoff	3.02 GHz	Typ
Rejection	DC - 2.53 GHz	30 dB	Min
	DC - 2.43 GHz	40 dB	Min
Dimension	Thickness	22 Mils	Max
RF Power	Power	2 Watts	Max

[Click here to return to main table.](#)

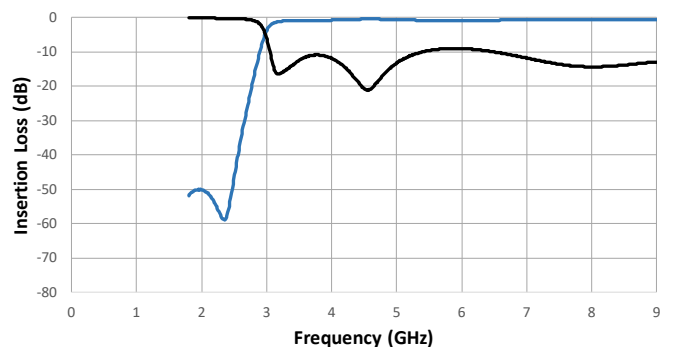
CLICK HERE TO DOWNLOAD DATA FILES

*Data files contain DXF and S2P files

DIMENSIONS – CASE SIZE A



Typical Frequency Response



Multilayer Organic (MLO®) Filters

MLO® High Pass Filters

HF0AA3460A7**

ELECTRICAL SPECIFICATIONS

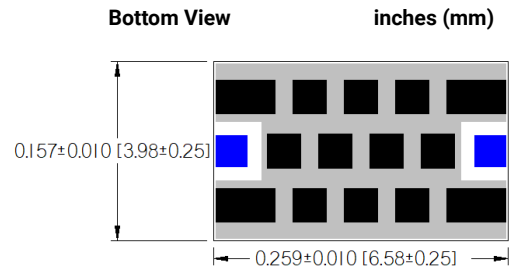
Pass Band	3.46 - 8.50 GHz	1.2 dB	Max
	3.46 - 8.50 GHz	0.75 dB	Typ
	-3dB Cutoff	3.14 GHz	Typ
Rejection	DC - 2.61 GHz	30 dB	Min
	DC - 2.52 GHz	40 dB	Min
Dimension	Thickness	22 Mils	Max
RF Power	Power	2 Watts	Max

[Click here to return to main table.](#)

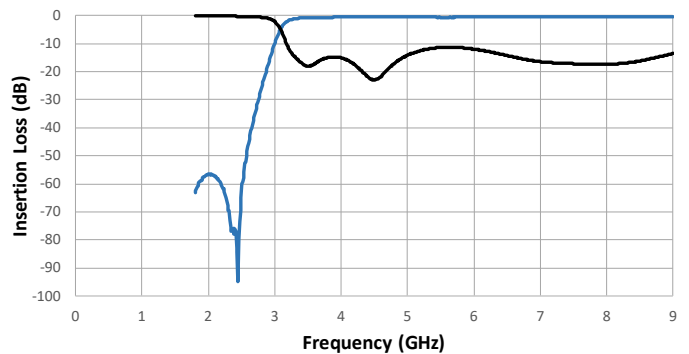
CLICK HERE TO DOWNLOAD DATA FILES

*Data files contain DXF and S2P files

DIMENSIONS – CASE SIZE A



Typical Frequency Response



HF0AA3540A7**

ELECTRICAL SPECIFICATIONS

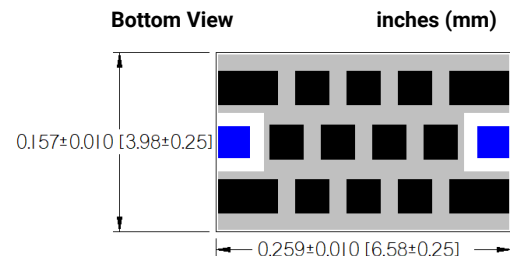
Pass Band	3.54 - 8.50 GHz	1.2 dB	Max
	3.54 - 8.50 GHz	0.85 dB	Typ
	-3dB Cutoff	2.92 GHz	Typ
Rejection	DC - 2.42 GHz	30 dB	Min
	DC - 2.27 GHz	40 dB	Min
Dimension	Thickness	22 Mils	Max
RF Power	Power	2 Watts	Max

[Click here to return to main table.](#)

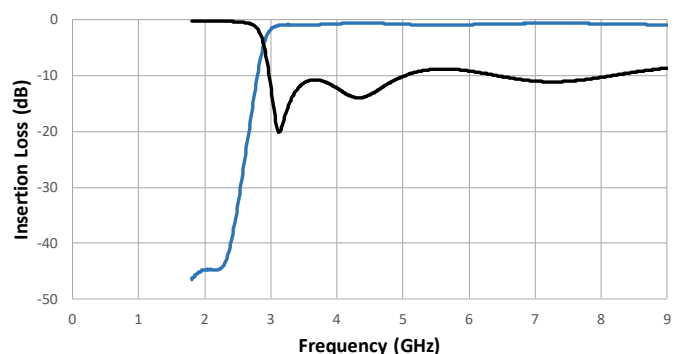
CLICK HERE TO DOWNLOAD DATA FILES

*Data files contain DXF and S2P files

DIMENSIONS – CASE SIZE A



Typical Frequency Response



Multilayer Organic (MLO®) Filters

MLO® High Pass Filters

HF0AA4140A7**

ELECTRICAL SPECIFICATIONS

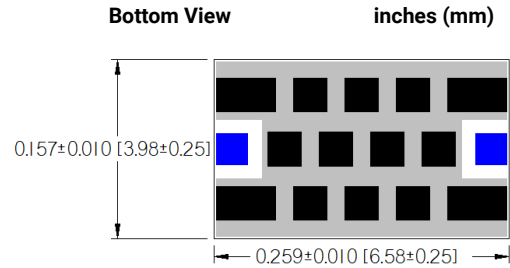
Pass Band	4.14 - 8.50 GHz	1.2 dB	Max
	4.14 - 8.50 GHz	0.66 dB	Typ
	-3dB Cutoff	3.59 GHz	Typ
Rejection	DC - 2.83 GHz	30 dB	Min
	DC - 2.71 GHz	40 dB	Min
Dimension	Thickness	22 Mils	Max
RF Power	Power	2 Watts	Max

[Click here to return to main table.](#)

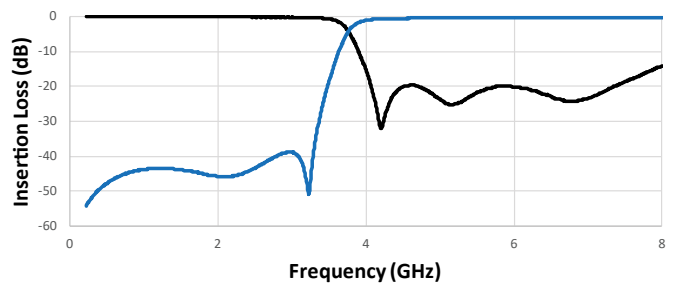
CLICK HERE TO DOWNLOAD DATA FILES

*Data files contain DXF and S2P files

DIMENSIONS – CASE SIZE A



Typical Frequency Response



HF0AA4270A7**

ELECTRICAL SPECIFICATIONS

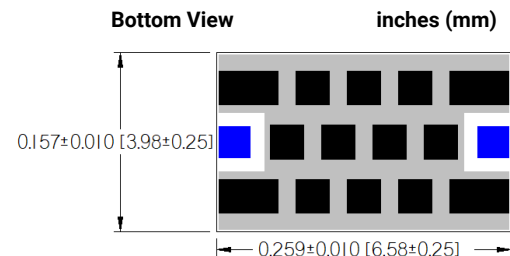
Pass Band	4.27 - 8.00 GHz	1.2 dB	Max
	4.27 - 8.00 GHz	0.77 dB	Typ
	-3dB Cutoff	3.76 GHz	Typ
Rejection	DC - 3.17 GHz	30 dB	Min
	-	40 dB	Min
Dimension	Thickness	22 Mils	Max
RF Power	Power	2 Watts	Max

[Click here to return to main table.](#)

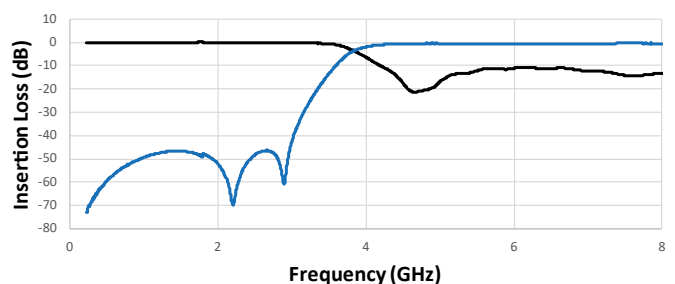
CLICK HERE TO DOWNLOAD DATA FILES

*Data files contain DXF and S2P files

DIMENSIONS – CASE SIZE A



Typical Frequency Response



Multilayer Organic (MLO®) Filters

MLO® High Pass Filters

HF0AA4430A7**

ELECTRICAL SPECIFICATIONS

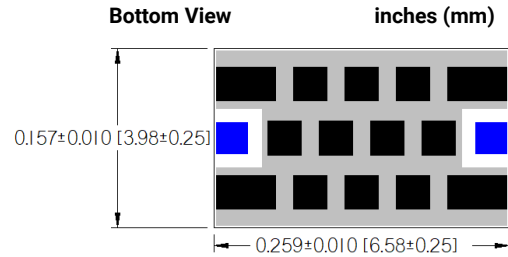
Pass Band	4.43 - 7.00 GHz	1.2 dB	Max
	4.43 - 7.00 GHz	0.61 dB	Typ
	-3dB Cutoff	3.88 GHz	Typ
Rejection	DC - 2.98 GHz	30 dB	Min
	DC - 2.86 GHz	40 dB	Min
Dimension	Thickness	22 Mils	Max
	RF Power	Power	2 Watts
			Max

[Click here to return to main table.](#)

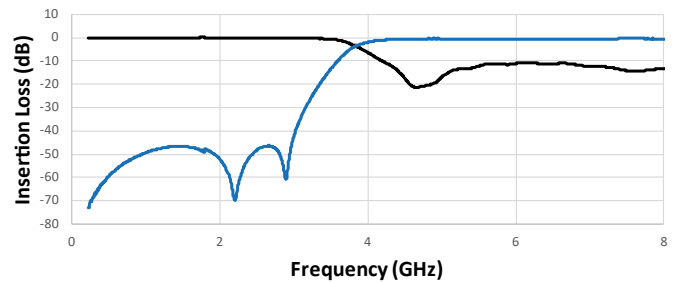
CLICK HERE TO DOWNLOAD DATA FILES

*Data files contain DXF and S2P files

DIMENSIONS – CASE SIZE A



Typical Frequency Response



HF0AA4500A7**

ELECTRICAL SPECIFICATIONS

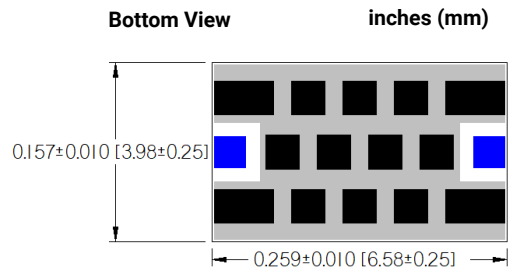
Pass Band	4.50 - 7.50 GHz	1.2 dB	Max
	4.50 - 7.50 GHz	0.65 dB	Typ
	-3dB Cutoff	3.93 GHz	Typ
Rejection	DC - 3.08 GHz	30 dB	Min
	DC - 2.96 GHz	40 dB	Min
Dimension	Thickness	22 Mils	Max
	RF Power	Power	2 Watts
			Max

[Click here to return to main table.](#)

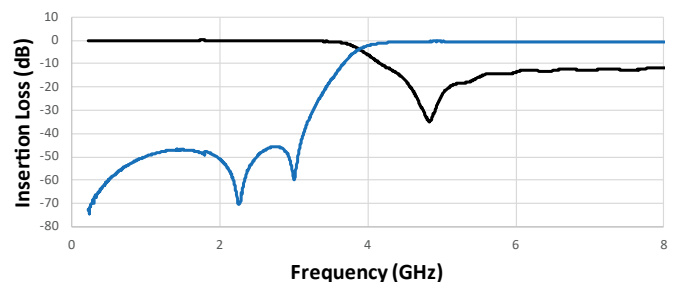
CLICK HERE TO DOWNLOAD DATA FILES

*Data files contain DXF and S2P files

DIMENSIONS – CASE SIZE A



Typical Frequency Response



Multilayer Organic (MLO®) Filters

MLO® High Pass Filters

HF0AA4680A7**

ELECTRICAL SPECIFICATIONS

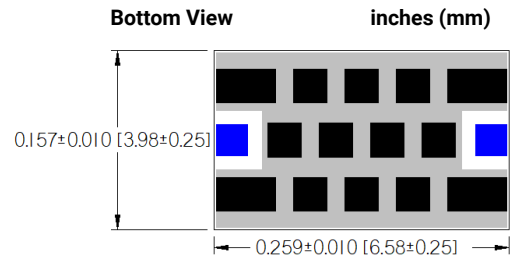
Pass Band	4.68 - 7.50 GHz	1.2 dB	Max
	4.68 - 7.50 GHz	0.62 dB	Typ
	-3dB Cutoff	4.09 GHz	Typ
Rejection	DC - 3.21 GHz	30 dB	Min
	DC - 3.08 GHz	40 dB	Min
Dimension	Thickness	22 Mils	Max
RF Power	Power	2 Watts	Max

[Click here to return to main table.](#)

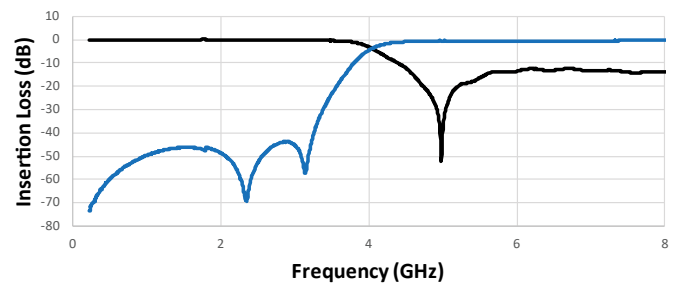
CLICK HERE TO DOWNLOAD DATA FILES

*Data files contain DXF and S2P files

DIMENSIONS – CASE SIZE A



Typical Frequency Response



HF0AA6240A7**

ELECTRICAL SPECIFICATIONS

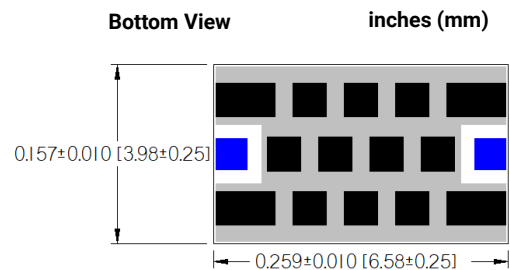
Pass Band	6.24 - 8.00 GHz	1.2 dB	Max
	6.24 - 8.00 GHz	0.80 dB	Typ
	-3dB Cutoff	5.37 GHz	Typ
Rejection	DC - 4.76 GHz	30 dB	Min
	DC - 4.68 GHz	40 dB	Min
Dimension	Thickness	22 Mils	Max
RF Power	Power	2 Watts	Max

[Click here to return to main table.](#)

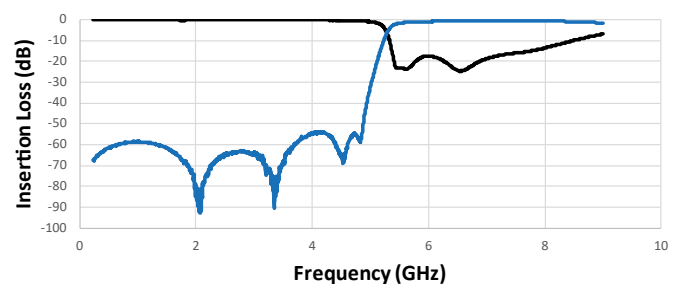
CLICK HERE TO DOWNLOAD DATA FILES

*Data files contain DXF and S2P files

DIMENSIONS – CASE SIZE A



Typical Frequency Response



Multilayer Organic (MLO®) Filters

MLO® High Pass Filters

HF0AA6380A7**

ELECTRICAL SPECIFICATIONS

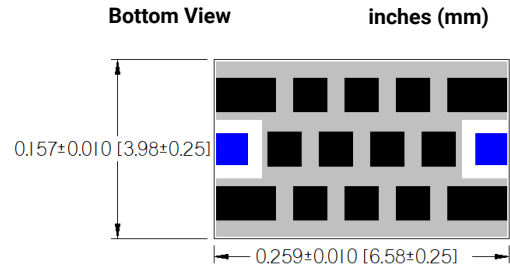
Pass Band	6.38 - 8.00GHz	1.2 dB	Max
	6.38 - 8.00GHz	0.74 dB	Typ
	-3dB Cutoff	5.28 GHz	Typ
Rejection	DC - 4.61 GHz	30 dB	Min
	DC - 4.54 GHz	40 dB	Min
Dimension	Thickness	22 Mils	Max
RF Power	Power	2 Watts	Max

[Click here to return to main table.](#)

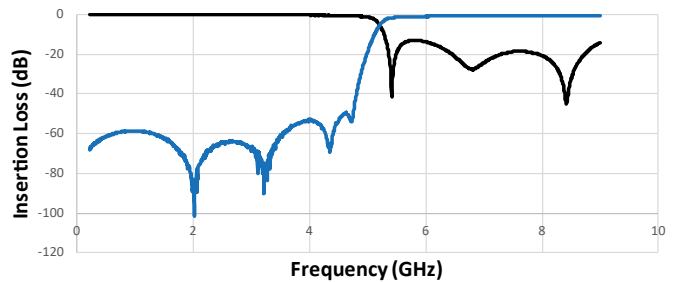
CLICK HERE TO DOWNLOAD DATA FILES

*Data files contain DXF and S2P files

DIMENSIONS – CASE SIZE A



Typical Frequency Response



HF0AA6510A7**

ELECTRICAL SPECIFICATIONS

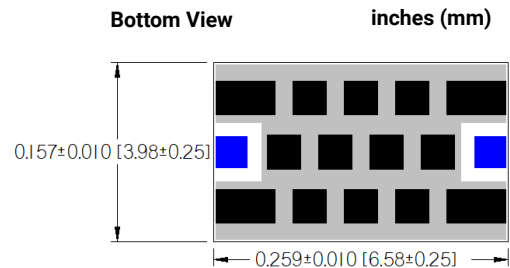
Pass Band	6.51 - 8.00 GHz	1.2 dB	Max
	6.51 - 8.00 GHz	0.83 dB	Typ
	-3dB Cutoff	5.58 GHz	Typ
Rejection	DC - 4.95 GHz	30 dB	Min
	DC - 4.88 GHz	40 dB	Min
Dimension	Thickness	22 Mils	Max
RF Power	Power	2 Watts	Max

[Click here to return to main table.](#)

CLICK HERE TO DOWNLOAD DATA FILES

*Data files contain DXF and S2P files

DIMENSIONS – CASE SIZE A



Typical Frequency Response

