

UWB: 6.24 – 8.24 GHz SMD LTCC Filter



ABSGS4C6-CDGM3B8M

Request Samples



Check Inventory



1.60 x 0.80 x 0.60mm
RoHS Compliant
MSL Level = 1

Features

- Wide Band BPF
- Low loss of 2.35 dB
- Compact package size
- Max Input power of 1W
- Group delay < 2 ns

Applications

- UWB (Ultra-Wide Band)
- IoT
- M2M
- Secure car access
- Item Tracking
- Indoor Navigation
- Hands-Free Payment
- Smart Access
- Object Detection

Product Image



UWB: 6.24 – 8.24 GHz SMD LTCC Filter



ABSGS4C6-CDGM3B8M

Request Samples



Check Inventory



1.60 x 0.80 x 0.60mm
RoHS Compliant
MSL Level = 1

Electrical Specifications

Item	Minimum	Typical	Maximum	Unit	Notes
Frequency Range	6240	-----	8240	MHz	-----
Insertion Loss	-----	-----	-2.35	dB	-----
V.S.W.R (in BW)	-----	-----	2.0	-	-----
Attenuation	-----	-----	-38 -17 -4 -2 -2 -30 -30	dB	2300 ~ 3800 MHz 5150 ~ 5470 MHz 5470 ~ 5725 MHz 5725 ~ 5850 MHz 5850 ~ 5925 MHz 12500 ~ 16500 MHz 18700 ~ 20000 MHz
Permissible Input Power	-----	-----	1	W	-----
In/Output Impedance	-----	-----	50	Ω	-----

Mechanical Specifications

Parameters	Specifications
Filter Dimension	1.6 x 0.8 x 0.6 mm
Mounting Type	SMD Mount
Material Type	Dielectric Filter
Technology	LTCC
In/Output Terminals	Ag + Ni + Sn
Ground Base	Ag+ Ni + Sn

Environmental Specifications

Parameters	Specifications
Operating Temperature Range	-40°C ~ +90°C
Storage Temperature Range	-40°C ~ +90°C
MSL level	1
ESD	N/A
Vibration	10 to 55Hz of 1.5mm for 2 hrs
Relative Humidity range	90~95%RH & <85%RH



5101 Hidden Creek Ln Spicewood TX 78669
Phone: 512-371-6159 | Fax: 512-351-8858
For terms and conditions of sales, please visit:
www.abracon.com

REVISED: 09-23-22

ABRACON IS
ISO9001-2015
CERTIFIED

UWB: 6.24 – 8.24 GHz SMD LTCC Filter



ABSGS4C6-CDGM3B8M

Request Samples

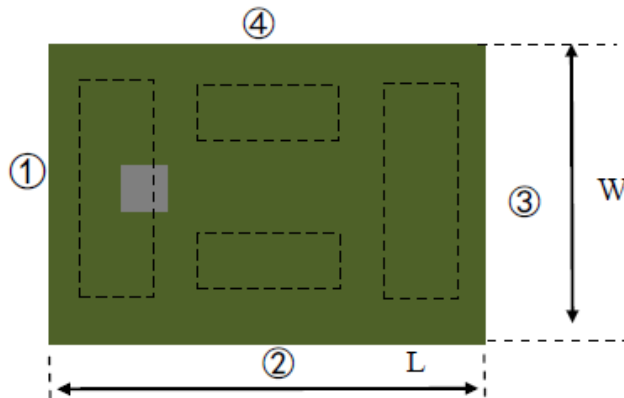


Check Inventory



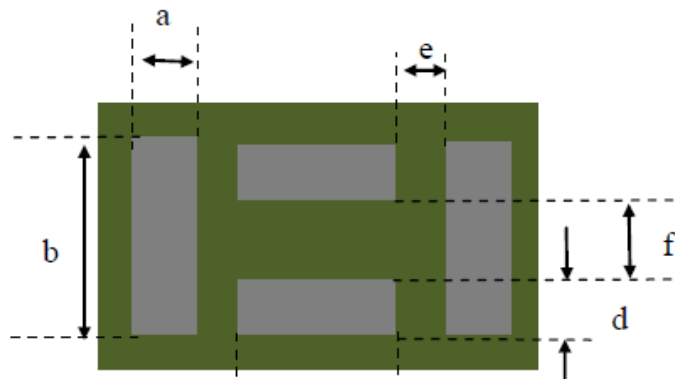
1.60 x 0.80 x 0.60mm
RoHS Compliant
 MSL Level = 1

Package Dimensions



(Top View)

Number	Terminal Name
①	INPUT
②	GND
③	OUTPUT
④	GND



(Bottom View)



(Side View)



(Side View)

Symbol	L	W	T	a	b	c	d	e	f
Dimension (mm)	1.6±0.1	0.8±0.1	0.6±0.1	0.225±0.1	0.65±0.1	0.40±0.1	0.22±0.1	0.30±0.1	0.21±0.1

UWB: 6.24 – 8.24 GHz SMD LTCC Filter



ABSGS4C6-CDGM3B8M

Request Samples

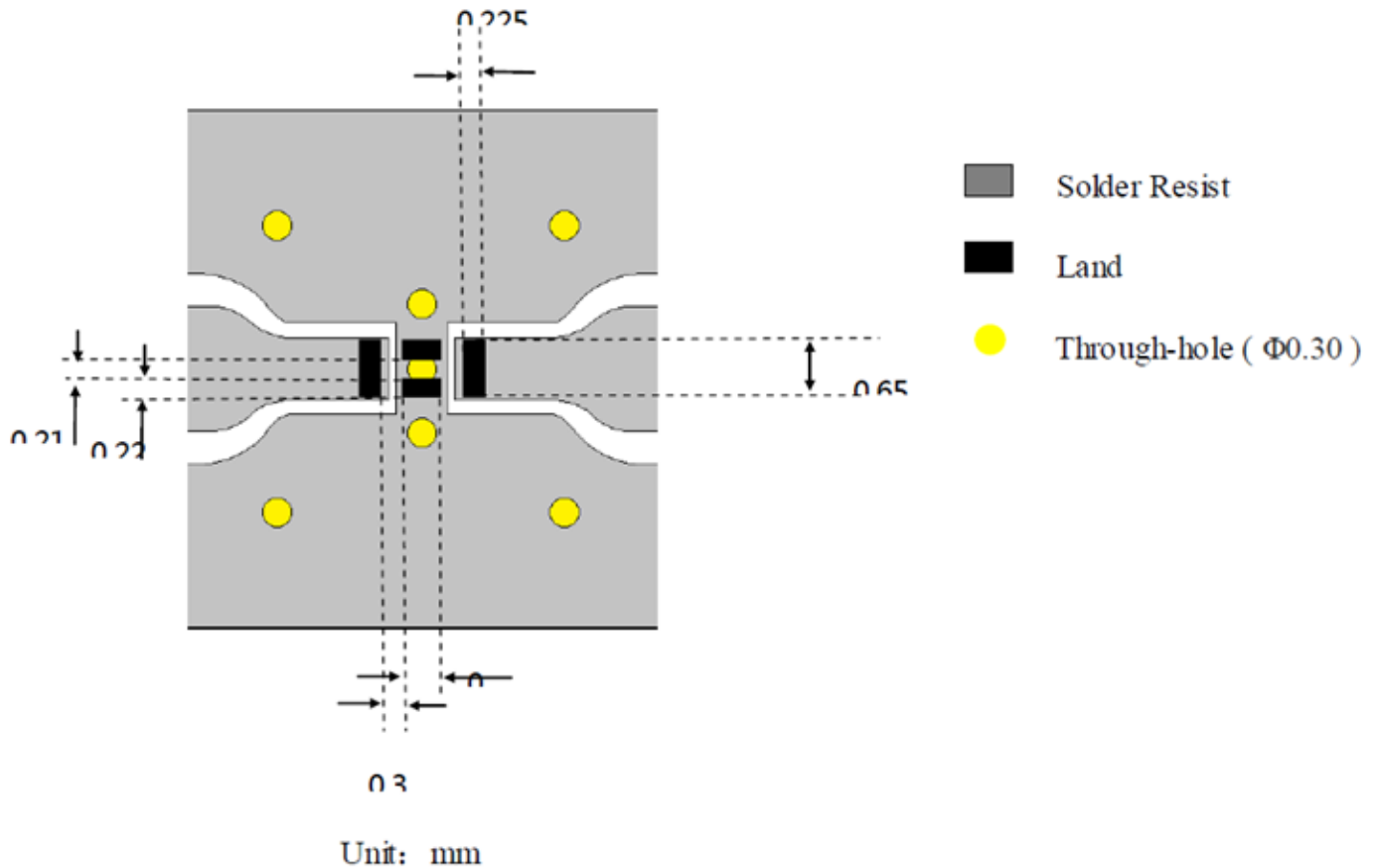


Check Inventory



1.60 x 0.80 x 0.60mm
RoHS Compliant
MSL Level = 1

Footprint



*Note: Line Width Should be designed to match 50 Ω characteristic impedance, depending on PCB material and thickness

UWB: 6.24 – 8.24 GHz SMD LTCC Filter



ABSGS4C6-CDGM3B8M

Request Samples



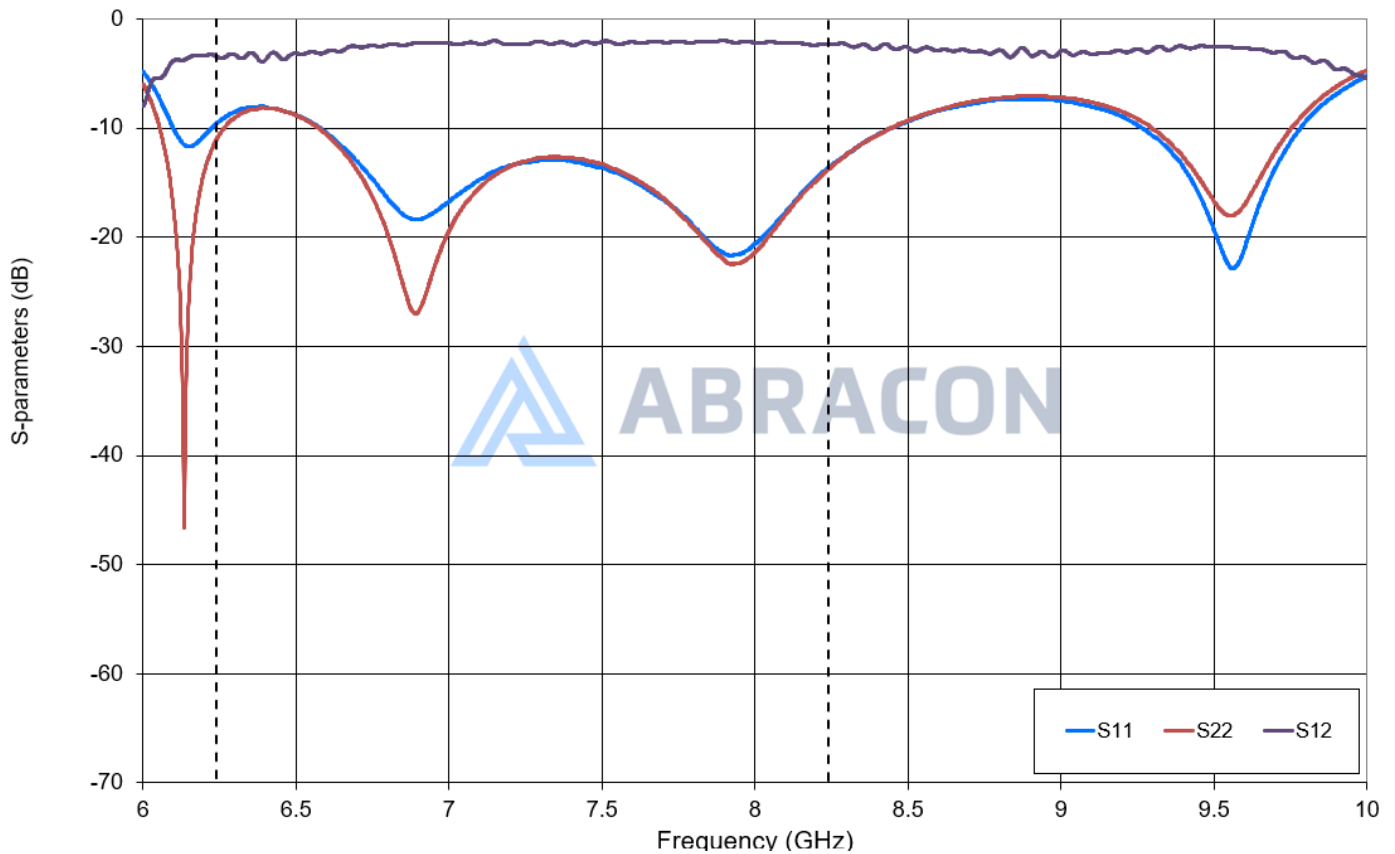
Check Inventory



1.60 x 0.80 x 0.60mm
RoHS Compliant
MSL Level = 1

Impedance Characteristics [Narrowband]

S-parameters



UWB: 6.24 – 8.24 GHz SMD LTCC Filter



ABSGS4C6-CDGM3B8M

Request Samples



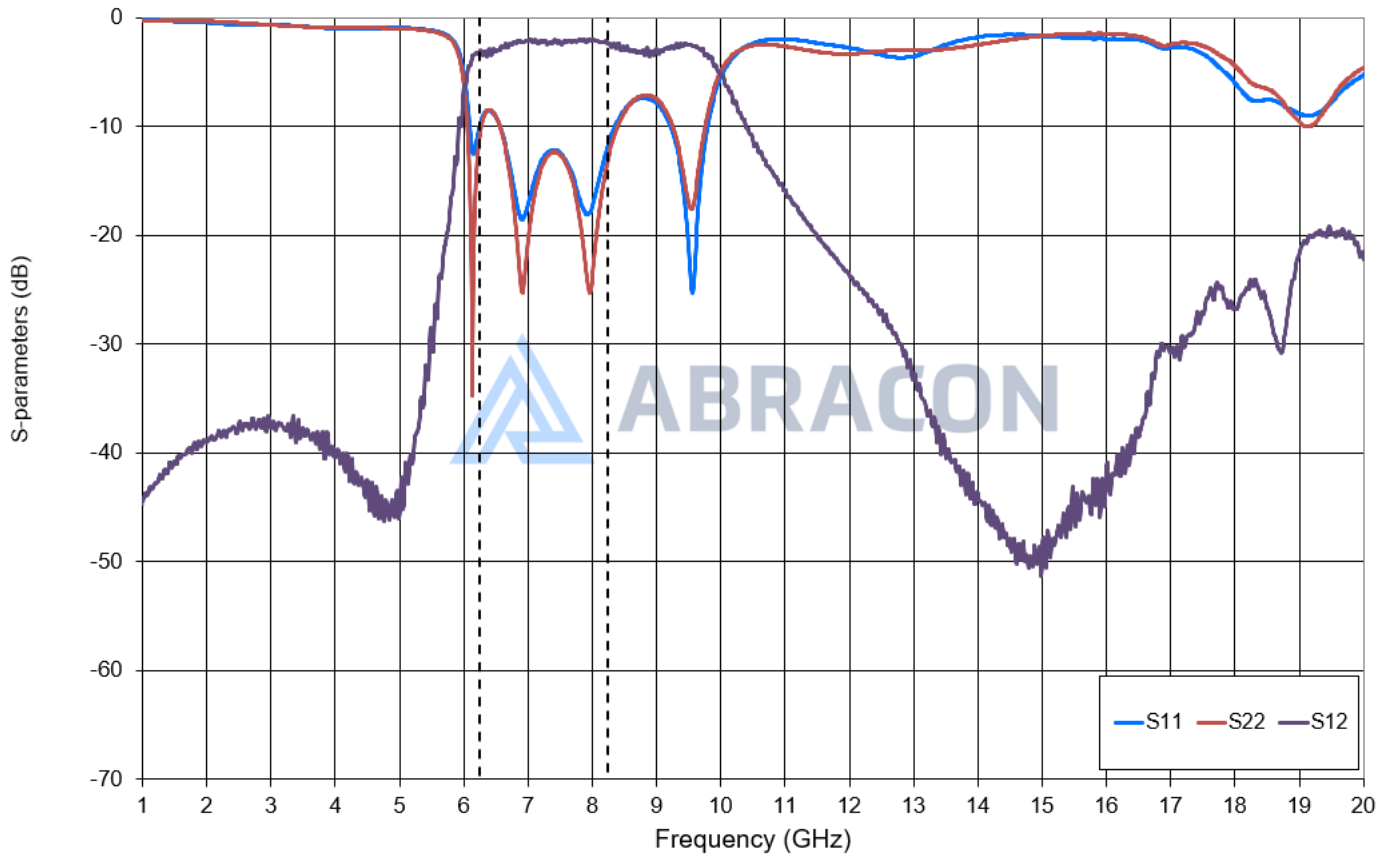
Check Inventory



1.60 x 0.80 x 0.60mm
RoHS Compliant
MSL Level = 1

Impedance Characteristics [Wideband]

S-parameters



UWB: 6.24 – 8.24 GHz SMD LTCC Filter



ABSGS4C6-CDGM3B8M

Request Samples

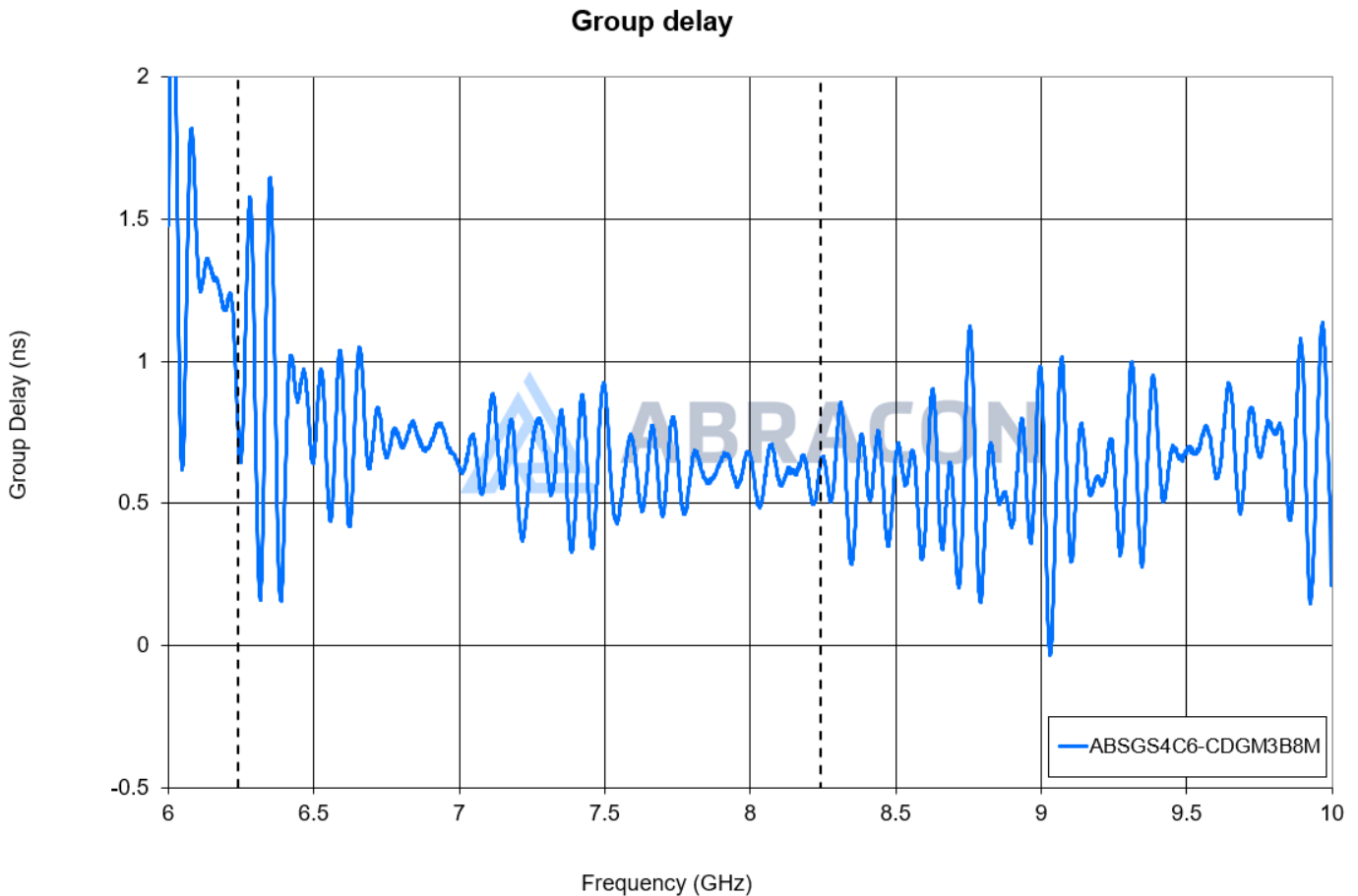


Check Inventory



1.60 x 0.80 x 0.60mm
RoHS Compliant
MSL Level = 1

Group Delay Characteristics [Narrowband]



UWB: 6.24 – 8.24 GHz SMD LTCC Filter



ABSGS4C6-CDGM3B8M

Request Samples

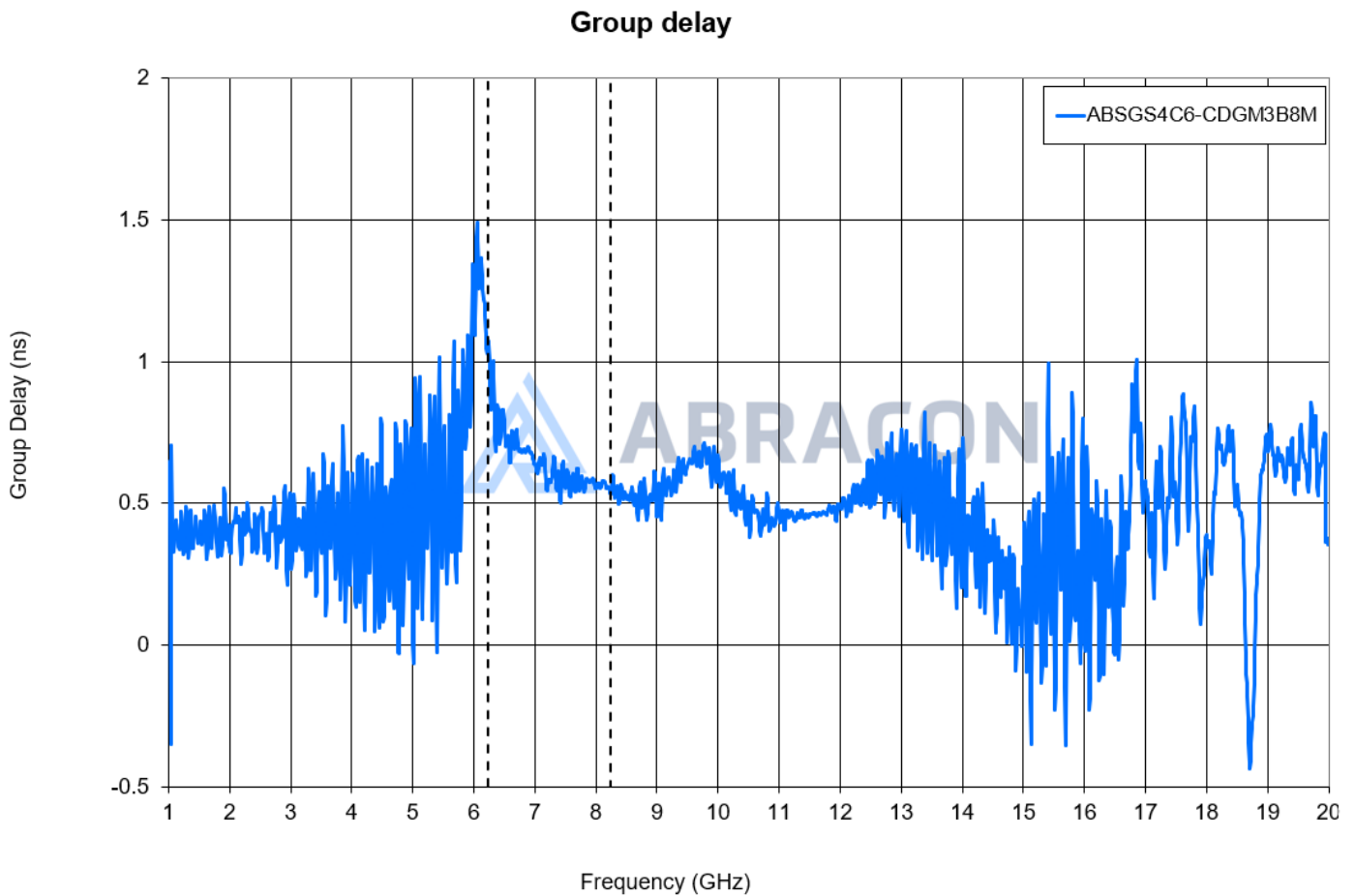


Check Inventory



1.60 x 0.80 x 0.60mm
RoHS Compliant
MSL Level = 1

Group Delay Characteristics [Wideband]



UWB: 6.24 – 8.24 GHz SMD LTCC Filter



ABSGS4C6-CDGM3B8M

Request Samples

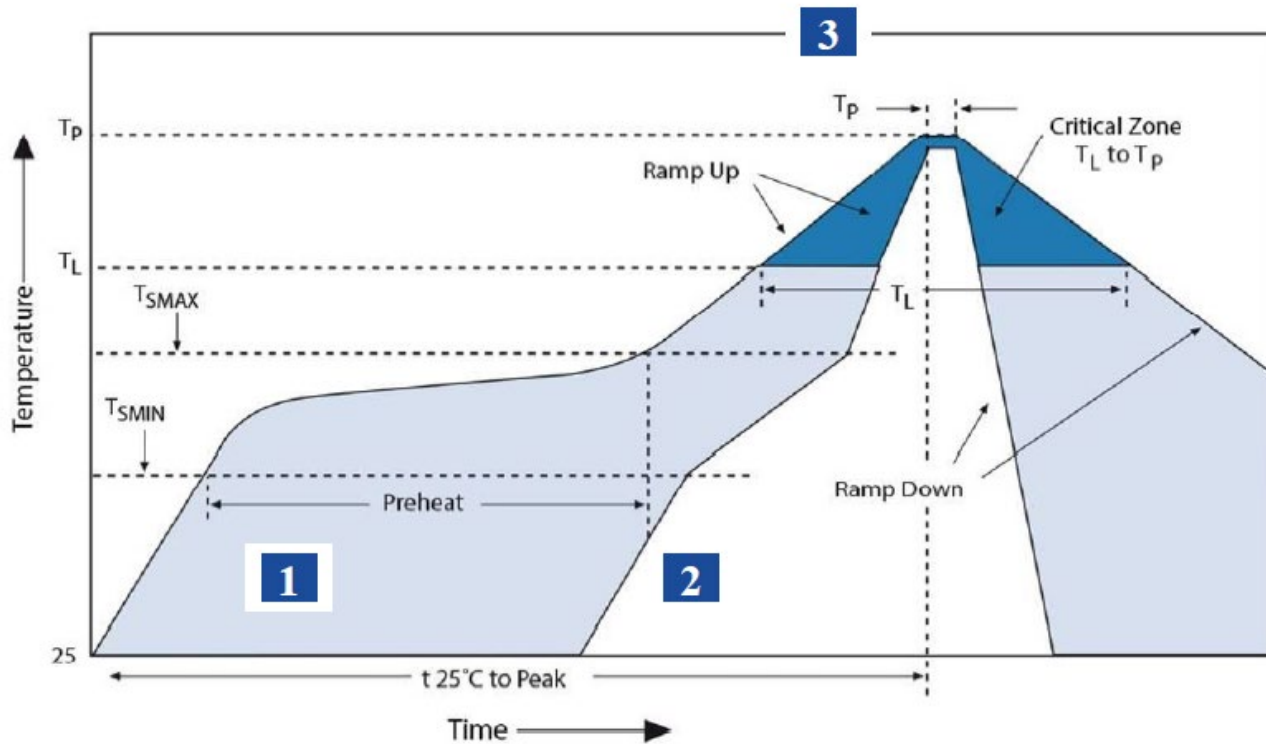


Check Inventory



1.60 x 0.80 x 0.60mm
RoHS Compliant
 MSL Level = 1

Soldering Profile: Reflow



Zone	Description	Temperature	Time
1	Preheat / Soak	$T_{SMIN} \sim T_{SMAX}$ 160 – 180 °C	60 ~ 120 sec
2	Reflow	T_L 220 °C	30~40 sec
3	Peak heat	T_P 265 °C	5 sec (Max)

UWB: 6.24 – 8.24 GHz SMD LTCC Filter



ABSGS4C6-CDGM3B8M

Request Samples



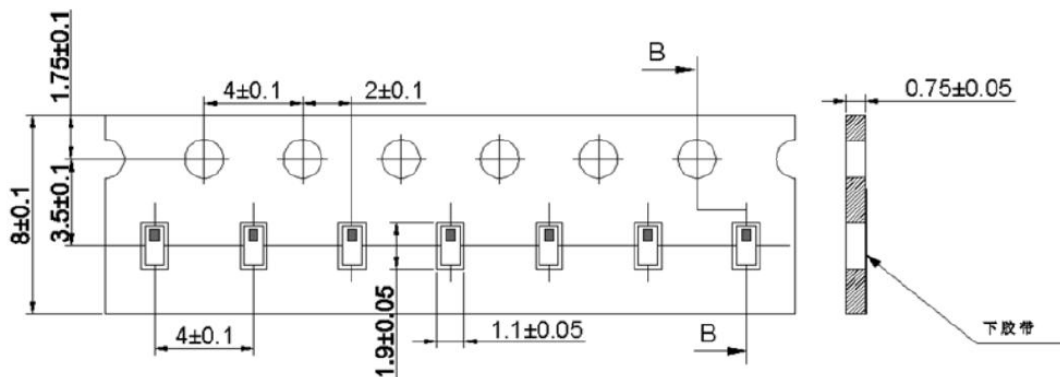
Check Inventory



1.60 x 0.80 x 0.60mm
RoHS Compliant
MSL Level = 1

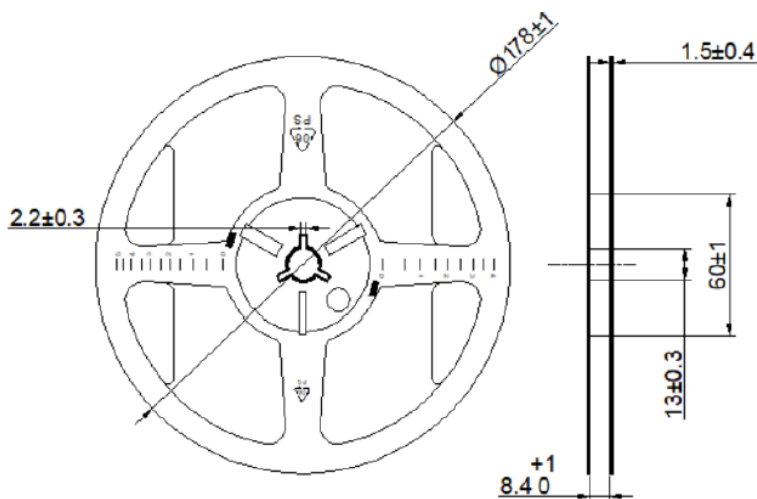
Packaging and Dimensions

1. Paper Tape (Unit: mm)



Reserve a length of 200mm at least for the trailer of the carrier and 200mm at least for the leader of the carrier and further 200mm at least of cover tape at the leading part of the carrier.

2. Reel (6000 pcs/Reel)



ATTENTION: Abracon LLC's products are COTS – Commercial-Off-The-Shelf products; suitable for Commercial, Industrial and, where designated, Automotive Applications. Abracon's products are not specifically designed for Military, Aviation, Aerospace, Life-dependent Medical applications or any application requiring high reliability where component failure could result in loss of life and/or property. For applications requiring high reliability and/or presenting an extreme operating environment, written consent and authorization from Abracon LLC is required. Please contact Abracon LLC for more information.



5101 Hidden Creek Ln Spicewood TX 78669
Phone: 512-371-6159 | Fax: 512-351-8858
For terms and conditions of sales, please visit:
www.abracon.com

REVISED: 09-23-22

ABRACON IS
ISO9001-2015
CERTIFIED