

Preliminary Product Information

LTCC Multi Layer Ceramic Band Pass Filter- 1608 (0603) size

- RFBPF1608060K98Q1C Low Profile Design
- For 5 GHz ISM Band Application

FEATURES

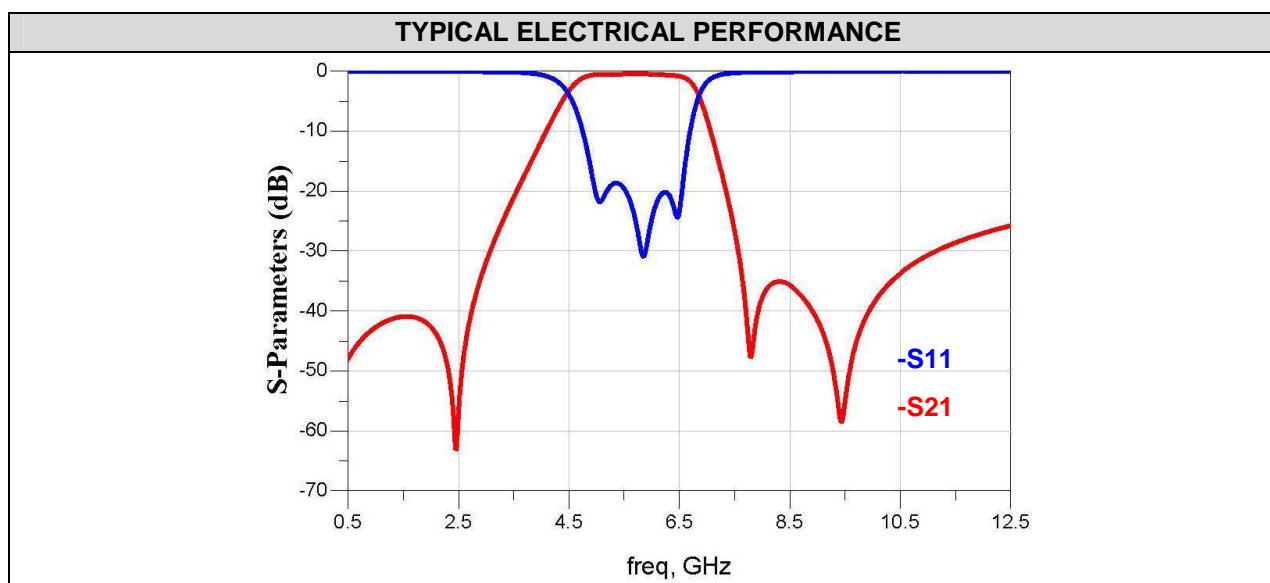
- Miniature footprint: 1.6X 0.8 X 0.6 mm³
- Low Insertion loss
- High attenuation on harmonic suppressed
- LTCC process

APPLICATIONS

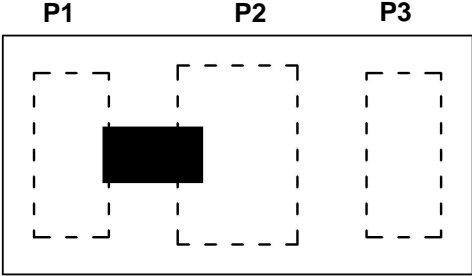
- 5150 - 5950 MHz band RF applications.

ELECTRICAL CHARACTERISTICS

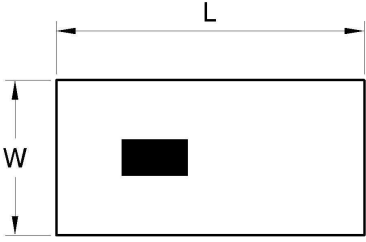

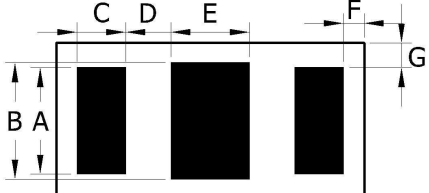
Item	Specification
Frequency range	5150 - 5950 MHz
Insertion Loss	0.6 dB Max.
Attenuation	40.0 dB min. @ 30 - 2700 MHz 12.0 dB min. @ 7250 - 7800 MHz 20.0 dB min. @ 10300 - 11700 MHz
VSWR	2.0 max.
Impedance	50 Ω
Operation Temperature Range	-40°C - +85°C
Taping Quantity : 4000pcs per 7" reel Operating Temperature Range : -40 - +85°C Storage Temperature Range : -10 - +40°C Humidity : 30 to 70% relative humidity Moisture sensitivity levels : MSL is LEVEL 1 (Refer to : IPC/JEDEC J-STD-020)	



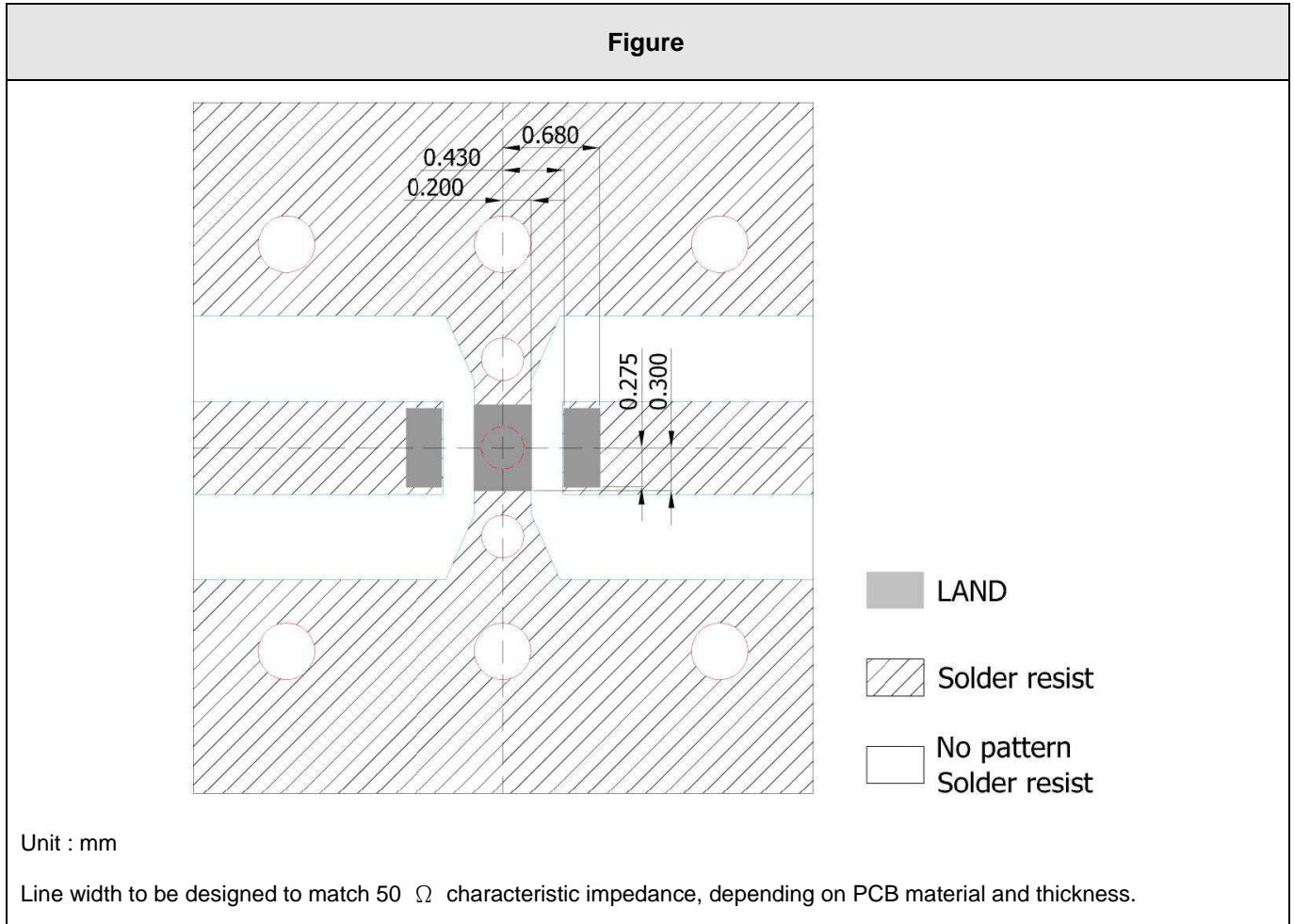
CONSTRUCTION

Figure	PIN	Connection
Top view 	1	Input Port
	2	GND
	3	output Port

DIMENSIONS

Figure	Symbol	Dimension (mm)
Top view  Side view  Bottom view 	L	1.60 ± 0.10
	W	0.80 ± 0.10
	T	0.60 max.
	A	0.55 ± 0.10
	B	0.60 ± 0.10
	C	0.25 ± 0.10
	D	0.23 ± 0.10
	E	0.40 ± 0.10
	F	0.12 ± 0.10
G	0.125 ± 0.10	

SOLDER LAND PATTERN



CONTACT INFORMATION

For more information, please contact with
[Walsin Technology Corporation](http://www.walsin.com).

Tel : 886-3-475-8711

Fax : 886-3-475-5197

E mail : info@passivecomponent.com

Web Site : <http://www.passivecomponent.com>

Specification subject to change without prior notice.