

High Frequency Ceramic Solutions

5.5GHz Band Pass Filter, SMD, Low Loss and High Attenuation


P/N 5500BP44A0700

Detail Specification: 1/25/2022

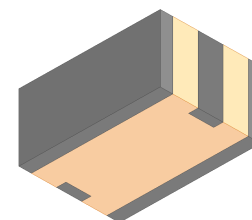
Page 1 of 4

General Specifications

Part Number	5500BP44A0700			
Frequency Range (MHz)	5170 - 5815	5815 - 5825	5825 - 5835	5835 - 5850
Insertion loss (dB)	2.8 max.	3.0 max.	3.1 max.	3.3 max.
Ripple (dB)	2.0 max.	0.5 max.	0.5 max.	0.5 max.
Return Loss (dB)	9.5 min.			
Attenuation (dB)	30 min. @ 30 - 1700 MHz			
	30 min. @ 1727 - 1935 MHz			
	30 min. @ 2400 - 2500 MHz			
	15 min. @ 3453 - 3870 MHz			
	4 min. @ 5935 MHz			
	50 min. @ 6100 - 7235 MHz			
	50 min. @ 7235 - 7250 MHz			
	45 min. @ 7250 - 7740 MHz			
	36 min. @ 10360 - 11610 MHz 10 min. @ 15540 - 17415 MHz			
Power Capacity (W)	3 max. (CW)	Recommended Storage Conditions and Period for unused Product on T&R		+5 to +35°C
Operating Temperature	-40 to +85°C			Humidity 45 - 75% RH
Reel Quantity (pcs./reel)	1,000			18 months max.



Top



Bottom

You can download measured s-parameters of this component at: <https://www.johansontechnology.com/band-pass-filters>

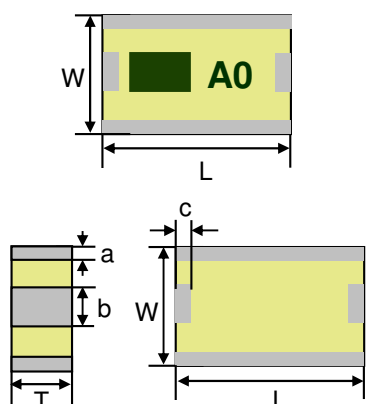
Part Number Explanation

P/N Suffix	Packaging Style	Bulk (loose pcs.)	Suffix = S	E.g. 5500BP44A0700S
		T & R	Suffix = E	E.g. 5500BP44A0700E
	Evaluation Board	50Ω SMA	Suffix = EB1SMA	E.g. 5500BP44A0700-EB1SMA

Mechanical Dimensions

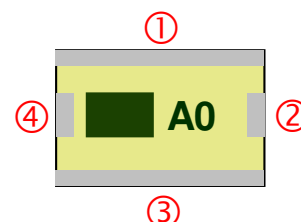
	In	mm
L	0.177 ± 0.008	4.50 ± 0.20
W	0.126 ± 0.008	3.20 ± 0.20
T	0.075 ± 0.004	1.90 ± 0.10
a	0.016 ± 0.008	0.40 ± 0.20
b	0.031 ± 0.008	0.80 ± 0.20
c	0.012 ± 0.006	0.30 ± 0.15

Note: Special Marking added on component
P/N. 5500BP44A0700 - "A0"
P/N. 6613BP44A1025 - "A1"
to distinguish the devices from each other
when both are placed on the same board.



Terminal Configuration

No.	Function
1	GND
2	INPUT / OUTPUT
3	GND
4	INPUT / OUTPUT



Johanson Technology, Inc. reserves the right to make design changes without notice.

All sales are subject to Johanson Technology, Inc. terms and conditions.



Ver. 1.1

<https://www.johansontechnology.com>

4001 Calle Tecate • Camarillo, CA 93012, USA • TEL +1.805.389.1166

2022 Johanson Technology, Inc. All Rights Reserved

High Frequency Ceramic Solutions

5.5GHz Band Pass Filter, SMD, Low Loss and High Attenuation

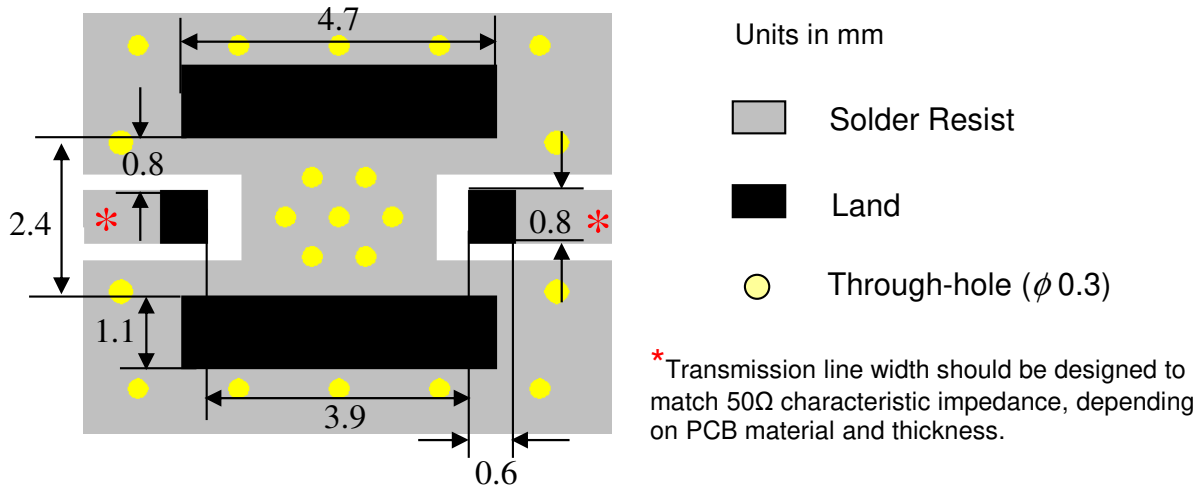
P/N 5500BP44A0700

Detail Specification: 1/25/2022

Page 2 of 4

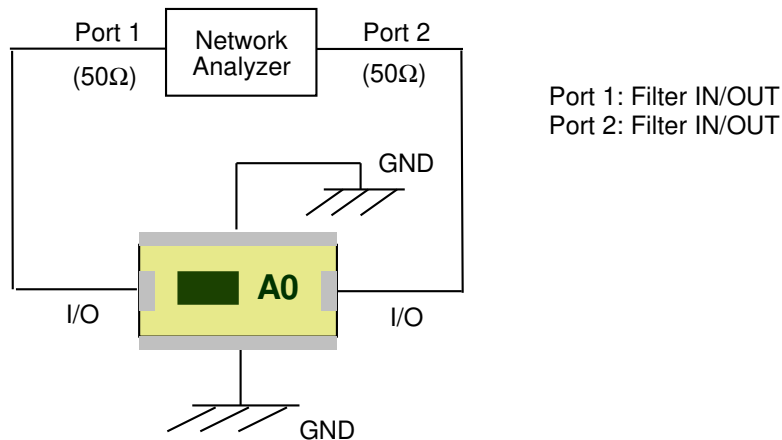
Mounting Considerations

Mount these devices with green mark facing up.



Would you like the layout? Send us a message at: <https://www.johansontechnology.com/ask-a-question>

Measuring Diagram



Johanson Technology, Inc. reserves the right to make design changes without notice.

All sales are subject to Johanson Technology, Inc. terms and conditions.



Ver. 1.1

<https://www.johansontechnology.com>

4001 Calle Tecate • Camarillo, CA 93012, USA • TEL +1.805.389.1166

2022 Johanson Technology, Inc. All Rights Reserved

High Frequency Ceramic Solutions

5.5GHz Band Pass Filter, SMD, Low Loss and High Attenuation

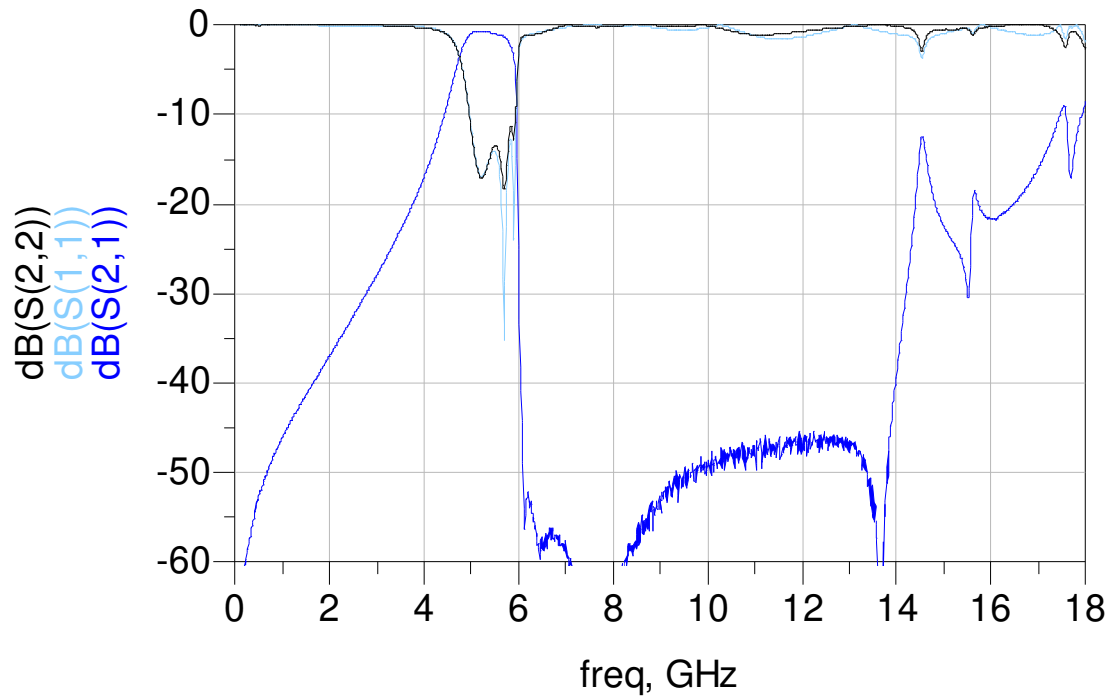
P/N 5500BP44A0700

Detail Specification: 1/25/2022

Page 3 of 4

Typical Electrical Characteristics (T=25°C)

Insertion Loss & Return loss



Do you need the S-parameter file of the above? Send us a message at:
<https://www.johansontechnology.com/ask-a-question>

Johanson Technology, Inc. reserves the right to make design changes without notice.

All sales are subject to Johanson Technology, Inc. terms and conditions.



Ver. 1.1

<https://www.johansontechnology.com>

4001 Calle Tecate • Camarillo, CA 93012, USA • TEL +1.805.389.1166

2022 Johanson Technology, Inc. All Rights Reserved

High Frequency Ceramic Solutions

5.5GHz Band Pass Filter, SMD, Low Loss and High Attenuation

P/N 5500BP44A0700

Detail Specification: 1/25/2022

Page 4 of 4

Application Notes, Layout Files, and more

<https://www.johansontechnology.com/band-pass-filters>

Packaging information

<https://www.johansontechnology.com/tape-reel-packaging>

Soldering Information

<https://www.johansontechnology.com/ipcsoldering-profile>

MSL Info

<https://www.johansontechnology.com/msl-rating>

Recommended Storage Condition and Max Shelf Life

<https://www.johansontechnology.com/recommended-storage-conditions>

RoHS Compliance

<https://www.johansontechnology.com/rohs-compliance>

Antenna layout and tuning techniques

<https://www.johansontechnology.com/tuning>

Antenna layout review, tuning, and characterization services

<https://www.johansontechnology.com/ipc-antenna-services>

Johanson Technology, Inc. reserves the right to make design changes without notice.

All sales are subject to Johanson Technology, Inc. terms and conditions.



Ver. 1.1

<https://www.johansontechnology.com>

4001 Calle Tecate • Camarillo, CA 93012, USA • TEL +1.805.389.1166

2022 Johanson Technology, Inc. All Rights Reserved