

High Frequency Ceramic Solutions

1810 MHz Band Pass Filter


P/N 1810BP07B200

Detail Specification: 4/4/2019

Page 1 of 3

General Specifications

Part Number	1810BP07B200		
Frequency (MHz)	1710 - 1910		
Insertion Loss (dB)	2.0 dB max.		
Return Loss	9.5 dB min.		
Attenuation (min.)	20 dB @ 855 - 955 MHz		
Attenuation (min.)	12 dB @ 2565 - 2865 MHz		
Impedance	50 Ω		
Input Power	500 mW max. (CW)		
Operating Temperature	-40 to +85°C	Recommended Storage Conditions for unused T&R Product*	+5 ~ +35°C, Humidity: 45~75%RH
Storage Temperature	-40 to +85°C		
Reel Quantity	10,000	Solder Paste	SAC 305 type is recommended.



*18 months in vacuum sealed bag and 1 week after opened. Please keep unused parts in vacuum sealed bags. For more info go to <https://www.johansontechnology.com/silverleads-profile>.

P/N Suffix	Packing Style	Bulk	Suffix = S	eg. 1810BP07B200S
		T & R	Suffix = T	eg. 1810BP07B200T
	Evaluation Board	1810BP07B200-EB1SMA		

Mechanical Specifications

	In	mm	Bottom View	Side-End View
L	0.039 ± 0.002	1.00 ± 0.05		
W	0.020 ± 0.002	0.50 ± 0.05		
T	0.015 ± 0.002	0.38 ± 0.05		
a	0.006 ± 0.004	0.15 ± 0.10		
b	0.010 ± 0.004	0.25 ± 0.10		

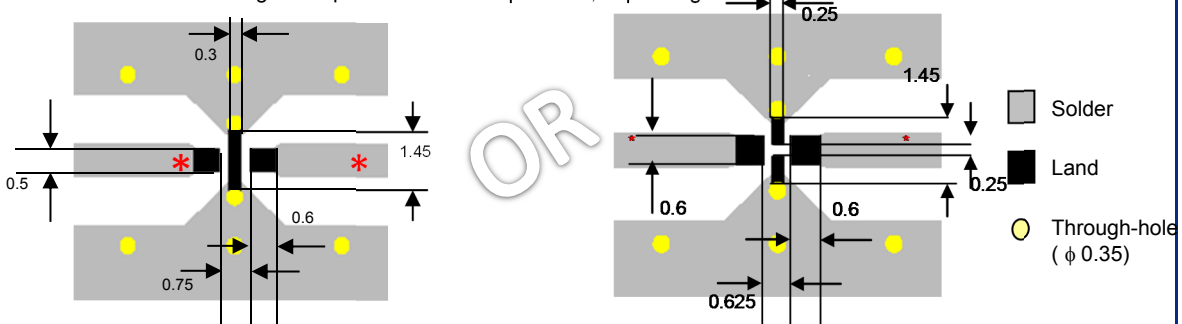
Terminal Configuration

1	GND	3	GND
2	OUT	4	IN

Mounting Considerations

Mount these devices with brown mark facing up.

*Line width should be designed to provide 50 ohm impedance, depending on PCB material and thickness



Want the layout file of the above? Send us a message at: <https://www.johansontechnology.com/ask-a-question>

Johanson Technology, Inc. reserves the right to make design changes without notice.

All sales are subject to Johanson Technology, Inc. terms and conditions.



<https://www.johansontechnology.com>

4001 Calle Tecate • Camarillo, CA 93012 • TEL 805.389.1166 FAX 805.389.1821

Ver. 1.1

2019 Johanson Technology, Inc. All Rights Reserved

High Frequency Ceramic Solutions

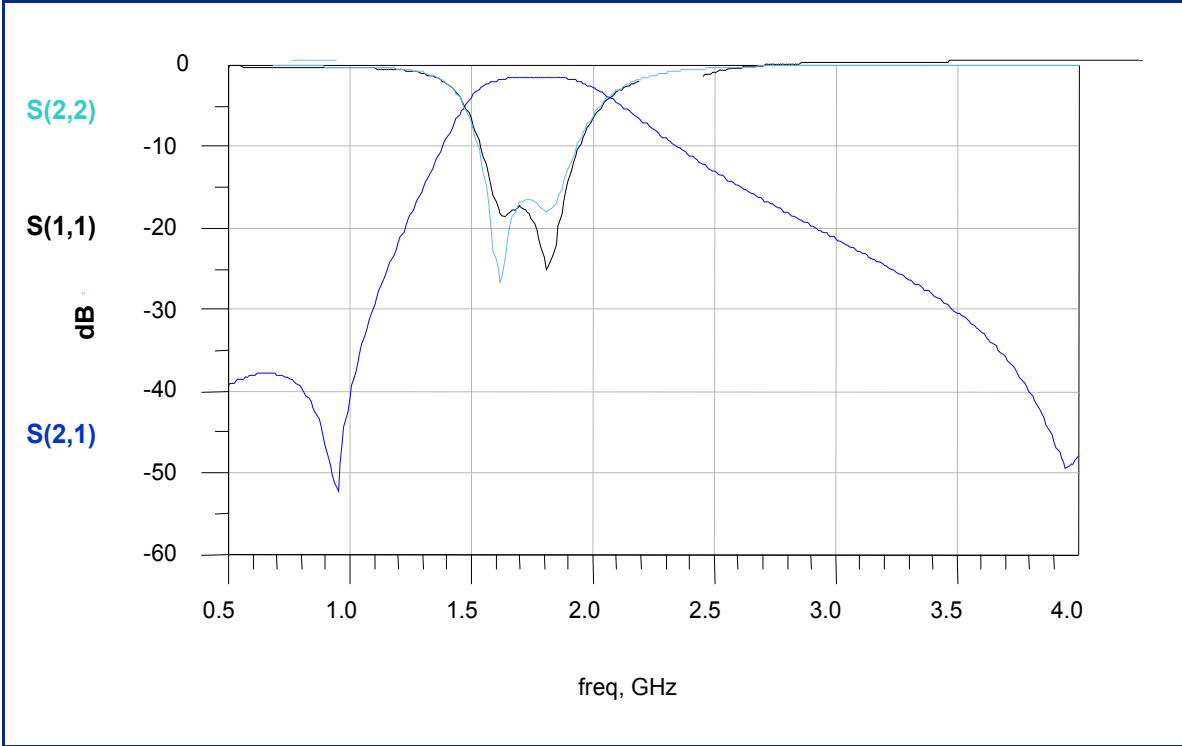
1810 MHz Band Pass Filter

P/N 1810BP07B200

Detail Specification: 4/4/2019

Page 2 of 3

Electrical Characteristics (T=25°C)



Johanson Technology, Inc. reserves the right to make design changes without notice.
All sales are subject to Johanson Technology, Inc. terms and conditions.



<https://www.johansontechnology.com>

4001 Calle Tecate • Camarillo, CA 93012 • TEL 805.389.1166 FAX 805.389.1821

Ver. 1.1

2019 Johanson Technology, Inc. All Rights Reserved

High Frequency Ceramic Solutions

1810 MHz Band Pass Filter

P/N 1810BP07B200

Detail Specification: 4/4/2019

Page 3 of 3

Packaging information

<https://www.johansontechnology.com/tape-reel-packaging>

Soldering Information

<https://www.johansontechnology.com/ipcsoldering-profile>

RoHS Compliance

<https://www.johansontechnology.com/rohs-compliance>

MSL Info

<https://www.johansontechnology.com/msl-rating>

To Download Measured S-parameters for Evaluation and Simulation:

<https://www.johansontechnology.com/band-pass-filters>

For layout review contact our Applications Team at:

<https://www.johansontechnology.com/ask-a-question>

Johanson Technology, Inc. reserves the right to make design changes without notice.
All sales are subject to Johanson Technology, Inc. terms and conditions.



<https://www.johansontechnology.com>

4001 Calle Tecate • Camarillo, CA 93012 • TEL 805.389.1166 FAX 805.389.1821

Ver. 1.1

2019 Johanson Technology, Inc. All Rights Reserved