

"High Frequency Ceramic Solutions"

5.5 GHz Band Pass Filter

P/N 5487BP15C675

Detail Specification: 08/17/03

Page 1 of 2

General Specifications

Part Number	5487BP15C675	
Frequency (MHz)	5150 - 5825	
Insertion Loss	1.8 dB max.	
Return Loss	9.5 dB min.	
Attenuation (min.)	2.57 ~ 2.90 GHz	35 dB
Attenuation (min.)	10.3 ~ 11.65 GHz	27 dB
Attenuation (min.)	15.45 ~ 17.475 GHz	20 dB

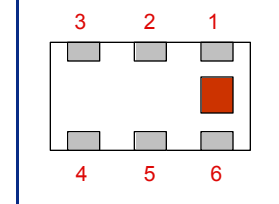
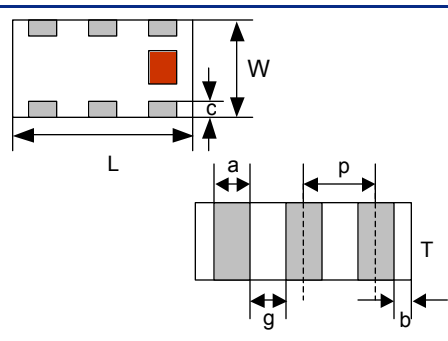
Input Power	3 Watts max.
Impedance	50 Ω
Operating Temperature	-40 to +85°C
Reel Quantity	3,000

Terminal Configuration

No.	Function
1	GND
2	GND
3	I/O
4	GND
5	GND
6	I/O

Mechanical Dimensions

	In	mm
L	0.079 ± 0.004	2.00 ± 0.10
W	0.049 ± 0.004	1.25 ± 0.10
T	0.033 ± 0.004	0.85 ± 0.10
a	0.012 ± 0.004	0.30 ± 0.10
b	0.008 ± 0.004	0.20 ± 0.10
c	0.012 +.004/-.008	0.30 +0.1/-0.2
g	0.014 ± 0.004	0.35 ± 0.10
p	0.026 ± 0.002	0.65 ± 0.05

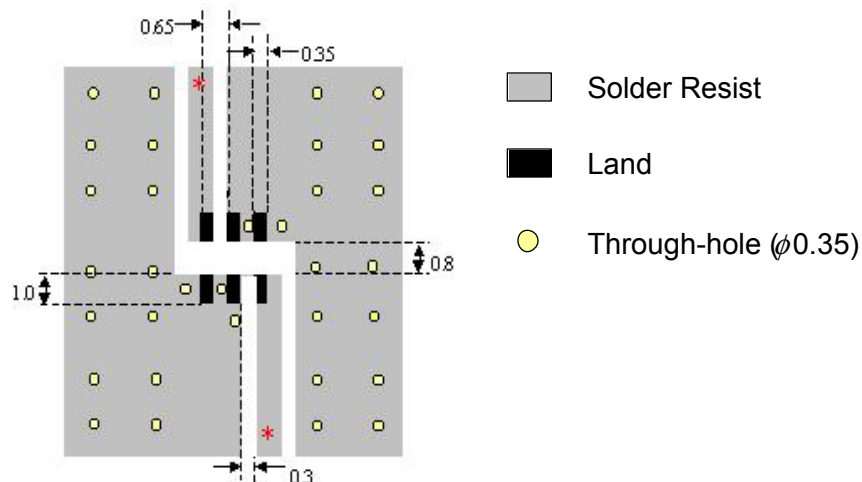


Mounting Considerations

Mount these devices with brown mark facing up.

Line width should be designed to provide 50Ω impedance matching characteristics.

Units: mm



Johanson Technology, Inc. reserves the right to make design changes without notice.

All sales are subject to Johanson Technology, Inc. terms and conditions.

"High Frequency Ceramic Solutions"

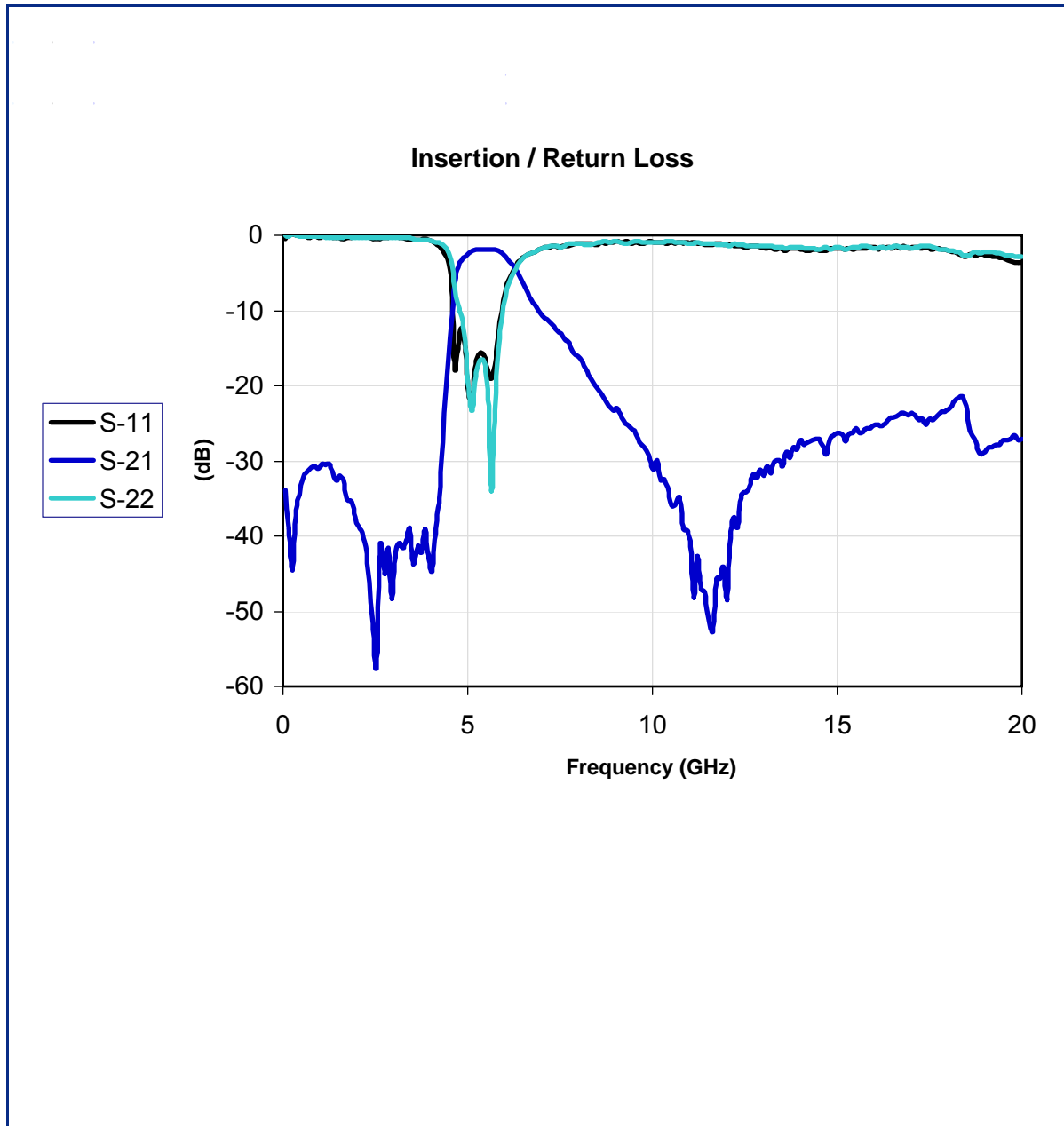
5.5 GHz Band Pass Filter

P/N 5487BP15C675

Detail Specification: 08/17/03

Page 2 of 2

Typical Electrical Performance (T=25°C)



Johanson Technology, Inc. reserves the right to make design changes without notice.

All sales are subject to Johanson Technology, Inc. terms and conditions.



www.johansontechnology.com

931 Via Alondra • Camarillo, CA 93012 • TEL 805.389.1166 FAX 805.389.1821

2003 Johanson Technology, Inc. All Rights Reserved