



MICROWAVE


Gain Equalizer

EQY-2-24+

50Ω 2dB DC to 20 GHz

THE BIG DEAL

- 2.1 dB Slope
- Excellent Return Loss, 20dB typ.
- Wide bandwidth, DC to 20 GHz
- Small Size, 2 mm x 2 mm



Generic photo used for illustration purposes only

CASE STYLE: MC1631-1

APPLICATIONS

- Fixed Satellite
- Mobile
- Radio location
- Space research

+RoHS Compliant

The +Suffix identifies RoHS Compliance. See our website for methodologies and qualifications

PRODUCT OVERVIEW

EQY-2-24+ is an absorptive Gain Equalizer fabricated using highly repetitive GaAs IPD MMIC process incorporating resistors, capacitors and inductors having negative insertion loss slope. EQY-2-24+ has a nominal attenuation slope of 2.1 dB and is packaged in tiny 2 x 2 mm, 8-Lead MCLP™ package.

KEY FEATURES

Feature	Advantages
Negative Insertion Loss Slope vs. Frequency	Useful for compensating negative gain slope of amplifiers, receivers, transmitters to achieve flat gain versus frequency.
Wide range of values 0,2,3,5,6,8,10,12 dB	Enables circuit designer to change nominal insertion loss values without motherboard redesign making the EQY-XX-24+ Series ideal for select at test application.
Wideband operation, DC to 20 GHz	Supports a wide array of applications including wireless cellular, microwave communications, satellite, defense and aerospace, medical broadband and optic applications.
Excellent Power Handling Capability	Enables its use at the output of a variety of amplifiers
Small Size and simple to use (2 mm x 2 mm)	As a single chip solution, the EQY-XX-24+ Series occupies less board space than a lumped element approach, minimizes component count and ensures repeatable performance over wide frequency range.

*GaAs IPD (Gallium Arsenide Integrated Passive Device)

REV. A
ECO-014561
EQY-2-24+
MCL NY
220817





MICROWAVE

Gain Equalizer

EQY-2-24+

50Ω 2dB DC to 20 GHz

ELECTRICAL SPECIFICATIONS¹ AT 25°C, 50Ω, UNLESS OTHERWISE NOTED.

Parameter	Condition (GHz)	Min.	Typ.	Max.	Units
Frequency Range		DC		20	GHz
Insertion Loss	0.01	2.8	3.0	3.4	dB
	5	—	2.7	—	
	10	—	1.7	—	
	18	0.7	1.0	1.3	
	20	—	0.9	—	
VSWR	0.01 - 5	—	1.04	—	:1
	5 - 10	—	1.16	—	
	10 - 18	—	1.25	—	
	18 - 20	—	1.11	—	

1. Measured on Mini-Circuits Characterization Test Board TB-EQY-2-24+. See Characterization Test Circuit (Fig. 1)

MAXIMUM RATINGS²

Parameter	Ratings
Operating Case Temperature	-55°C to 105°C
Storage Temperature	-65°C to 150°C
RF Input Power ³	+31 dBm

2. Permanent damage may occur if any of these limits are exceeded.

3. Derates linearly to +29 dBm at 105°C



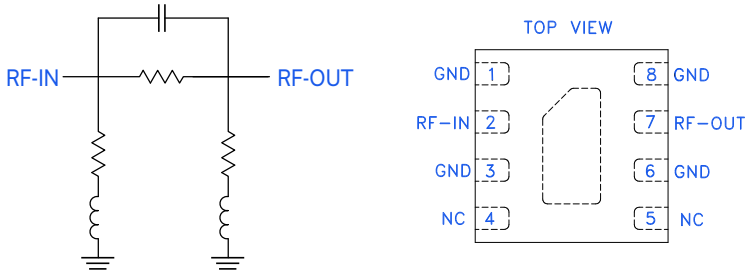
MICROWAVE

Gain Equalizer

EQY-2-24+

50Ω 2dB DC to 20 GHz

SIMPLIFIED SCHEMATIC & PAD DESCRIPTION



Function	Pad Number	Description
RF-IN	2	RF-Input pad
RF-OUT	7	RF-Output pad
GND	1,3,6,8 & Paddle	Ground
NC	4,5	No connection, connected to ground externally

CHARACTERIZATION TEST CIRCUIT

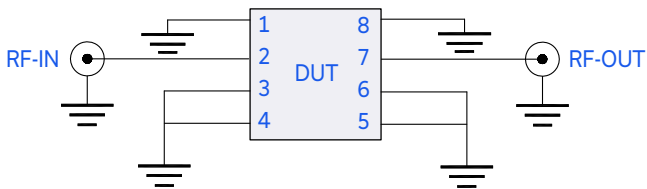
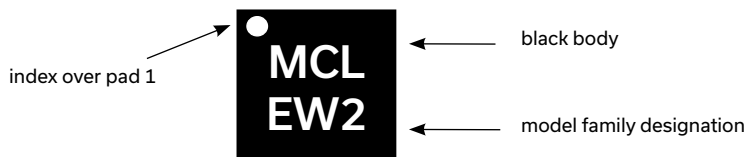


Fig 1. Block Diagram of Test Circuit used for characterization. Test Board TB-EQY-2-24+
Conditions: Attenuation & Return Loss Pin=0 dBm

PRODUCT MARKING



Marking may contain other features or characters for internal lot control



MICROWAVE

Gain Equalizer

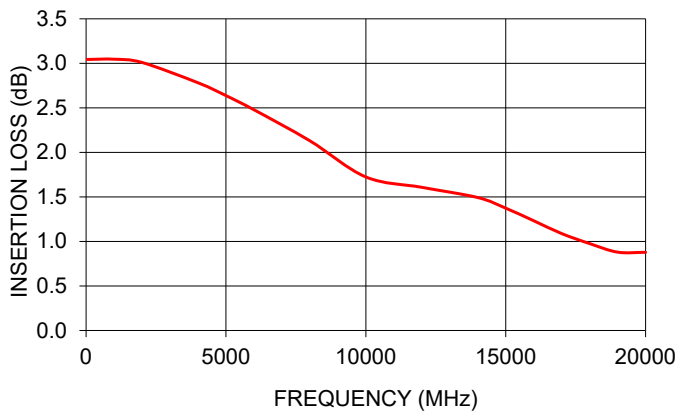
EQY-2-24+

50Ω 2dB DC to 20 GHz

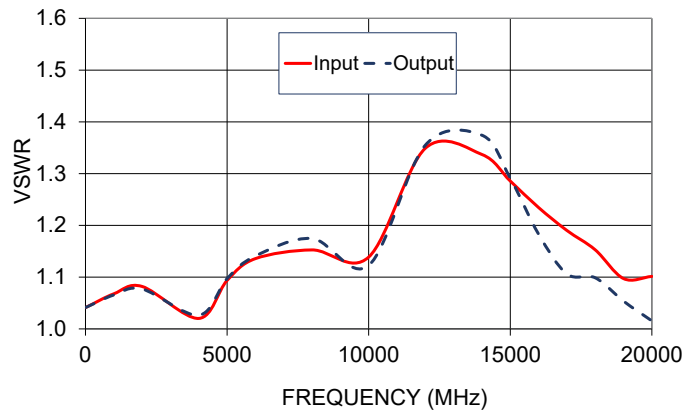
TYPICAL PERFORMANCE DATA AT 25°C

Frequency (MHz)	Insertion Loss (dB)	Input VSWR (:1)	Output VSWR (:1)
10	3.04	1.04	1.04
1000	3.05	1.07	1.07
2000	3.01	1.08	1.08
4000	2.78	1.02	1.03
5000	2.64	1.09	1.10
6000	2.48	1.14	1.14
8000	2.13	1.15	1.17
10000	1.72	1.14	1.12
12000	1.61	1.35	1.35
14000	1.49	1.34	1.37
15000	1.37	1.29	1.29
16000	1.23	1.23	1.18
17000	1.09	1.19	1.11
18000	0.98	1.15	1.10
19000	0.88	1.10	1.05
20000	0.88	1.10	1.02

EQY-2-24+
INSERTION LOSS



EQY-2-24+
VSWR





MICROWAVE

Gain Equalizer

EQY-2-24+

50Ω 2dB DC to 20 GHz

ADDITIONAL DETAILED TECHNICAL INFORMATION IS AVAILABLE ON OUR DASH BOARD. TO ACCESS [CLICK HERE](#)

Performance Data	Data Table
	Swept Graphs
Case Style	MC1631-1 Plastic package, Lead finish: Matte-tin
Tape & Reel Standard quantities available on reel	F66 7" reels with 20, 50, 100, 200, 500,1K or 2K devices
Suggested Layout for PCB Design	PL-618
Evaluation Board	TB-EQY-2-24+
Environmental Ratings	ENV08T1

ESD RATING

Human Body Model (HBM): Class 2 (Pass 2000V) in accordance with ANSI/ESD STM 5.1 - 2001 Machine.

MSL TEST FLOW CHART

