



Electrical specifications

Center Frequency: 912.5 MHz
Bandwidth: 5 MHz
Input / Output Impedance: 50 Ohms
Passband: 910-915MHz
Passband Insertion Loss: 3 dB
Passband Ripple: <0.2 dB
Passband Return Loss: >16dB
Out of Band Rejection:
>75dB @ 855-894MHz
>75dB @ 930-950MHz
Power Handling: 20 watts

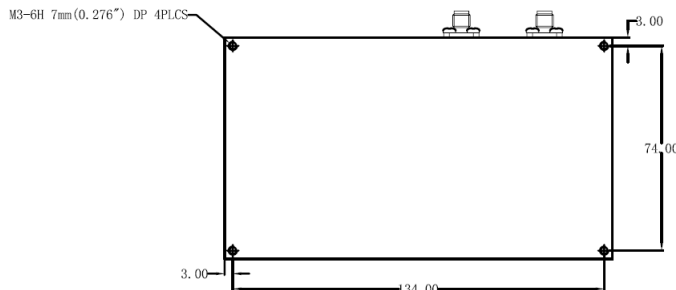
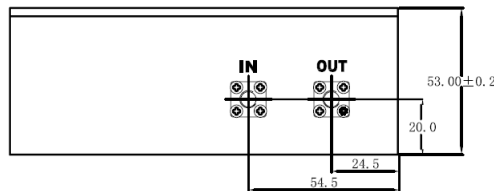
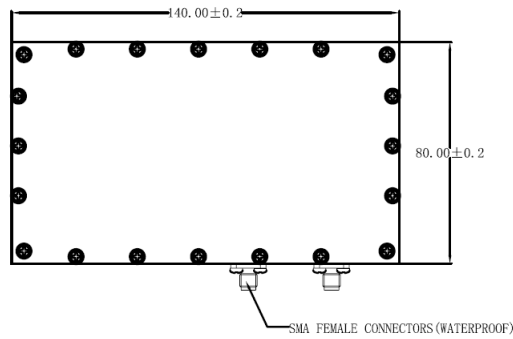
Mechanical

Mounting Method: Threaded Mounting Holes
Connector Type: SMA (F)
Dimensions: 140 x 80 x 53 mm.

Environmental

Operating Temperature: -20 up +70 deg.C
Storage Temperature: -55 deg. +95 deg.C
Shock: 20 G. 11ms
Vibration: 20 G. 5 to 200 MHz

Outline Drawing:





ANATECH ELECTRONICS INC
RF & Microwave Filters & Products

910-915 MHz Cavity Bandpass Filter

Part Number: AB912B782-S



Outline Drawing:

