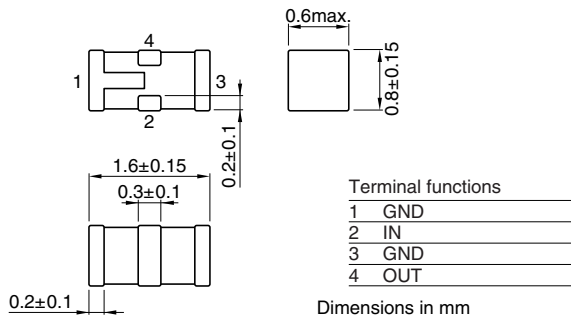


# Multilayer Chip Band Pass Filters For Bluetooth & 2.4GHz W-LAN

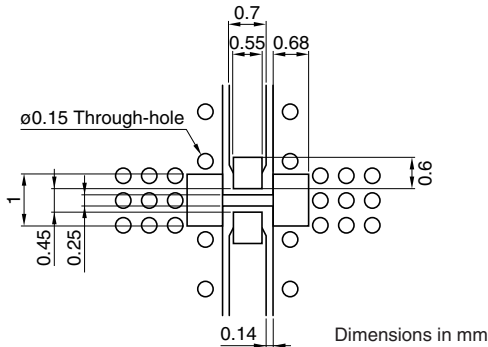
Conformity to RoHS Directive

DEA Series DEA162450BT-1247C1

## SHAPES AND DIMENSIONS



## RECOMMENDED PC BOARD PATTERNS



Line width be designed to match 50Ω characteristic impedance depending on PCB material and thickness.

## ELECTRICAL CHARACTERISTICS

Item			Minimum value	Typical value	Maximum value
Insertion loss	[2400 to 2500MHz]	(dB)	—	—	2.5
Return loss	[2400 to 2500MHz]	(dB)	8	—	—
Attenuation	[824 to 915MHz]	(dB)	25	—	—
	[1710 to 1910MHz]	(dB)	20	—	—
	[4800 to 5000MHz]	(dB)	25	—	—
	[7200 to 7500MHz]	(dB)	15	—	—
Temperature range	Operating	(°C)	-40	—	+85
	Storage	(°C)	-40	—	+85

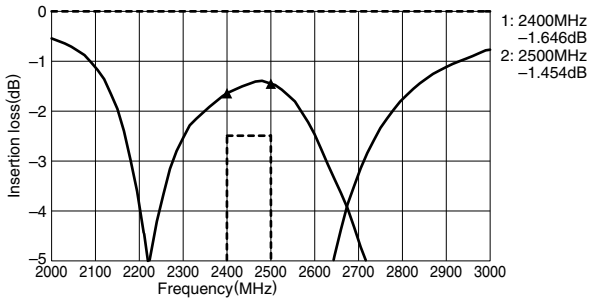
• Ta: +25°C

• Conformity to RoHS Directive: This means that, in conformity with EU Directive 2002/95/EC, lead, cadmium, mercury, hexavalent chromium, and specific bromine-based flame retardants, PBB and PBDE, have not been used, except for exempted applications.

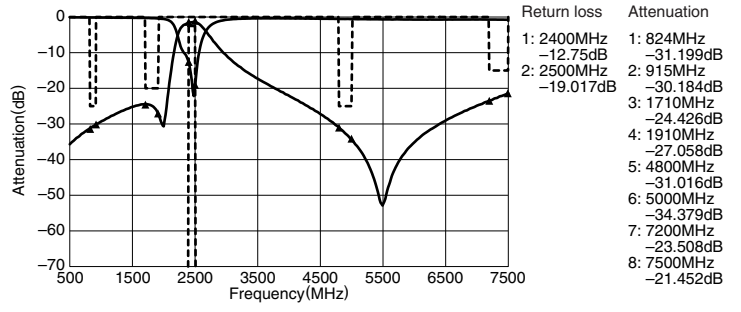
• All specifications are subject to change without notice.

### FREQUENCY CHARACTERISTICS

#### INSERTION LOSS



#### ATTENUATION



• All specifications are subject to change without notice.