



2466.5 MHz WiFi Cavity Bandpass Filter

Part Number: AB2466B1269



ANATECH ELECTRONICS INC
RF & Microwave Filters & Products

Electrical specifications

Center Frequency: 2466.5 MHz
Bandwidth: 22 MHz
Input / Output Impedance: 50 Ohms
Passband: 2455.5-2477.5 MHz
Passband Insertion Loss: 3 dB max (2dB typical)
Passband Ripple: 1.2 dB max
Passband Return Loss: 15 dB min (18dB typical)
Rejection: 60 dB min @ Fo +/-25 MHz
Rejection 2: 90 dBc min @ 2*Fo +/-22 MHz
Power Handling: 50 W

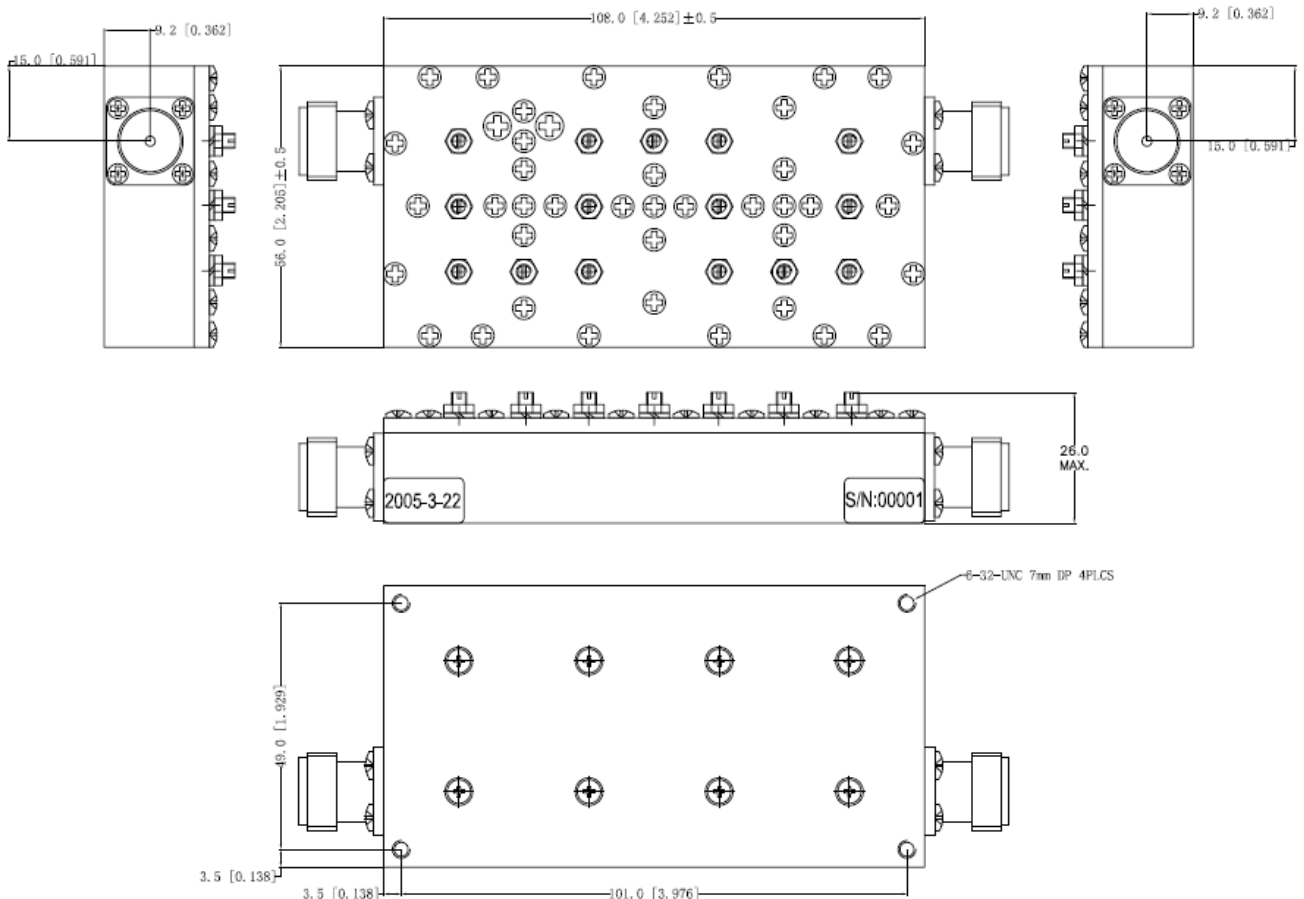
Mechanical

Mounting Method: Threaded Mounting Holes
Connector Type: N-Type (F)
Dimensions: 108mm x 56mm x 26mm

Environmental

Operating Temperature: -40 to +85 deg.C
Storage Temperature: -55 to +95 deg.C
Shock: 20 G. 11ms
Vibration: 20 G. 5 to 200 MHz

Outline Drawing:





ANATECH ELECTRONICS INC
RF & Microwave Filters & Products

2466.5 MHz WiFi Cavity Bandpass Filter

Part Number: AB2466B1269



Response Plot:

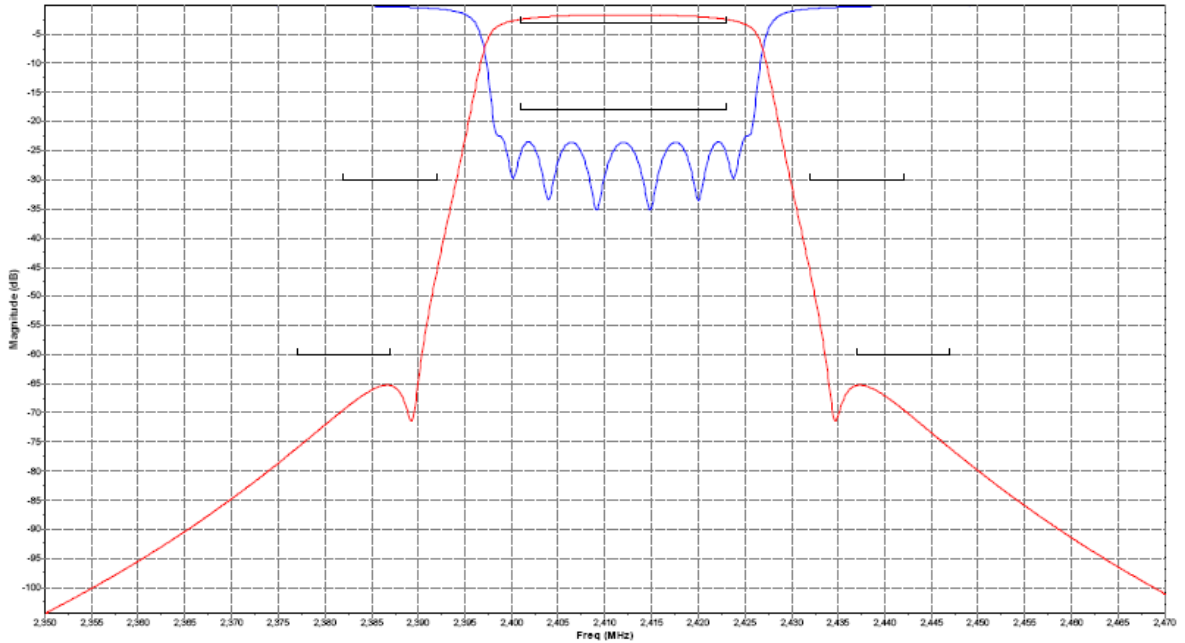


Fig.1 Return Loss and Rejection

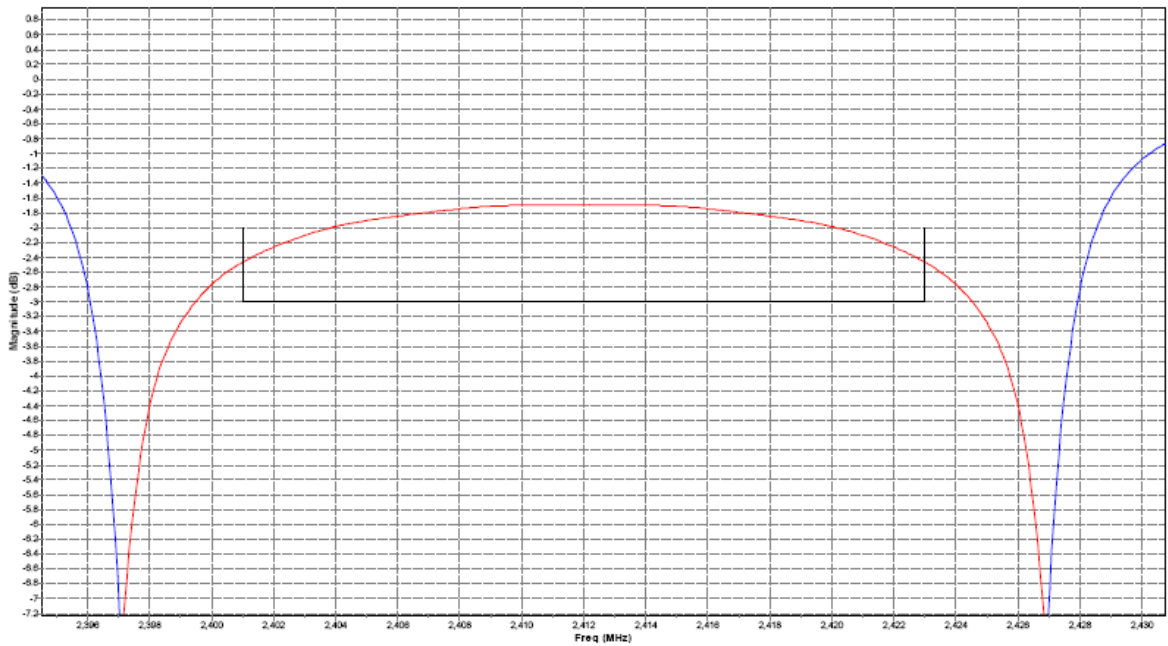


Fig.2 Insertion Loss and Ripple

Available at our Web store:

70 Outwater Lane Phone: (973) 772-4242
Garfield, NJ 07026 Fax : (973) 772-4646



Email: sales@anatechelectronics.com
Web: www.anatechelectronics.com