

Low Pass Filter

VLF-4400+

50Ω DC to 4400 MHz

Maximum Ratings

Operating Temperature	-55°C to 100°C
Storage Temperature	-55°C to 100°C
RF Power Input*	8W at 25°C
DC Current Input to Output	0.5A max. at 25°C

*Passband rating, derate linearly to 3 W at 100°C ambient
Permanent damage may occur if any of these limits are exceeded.

Features

- Rugged uni-body construction, small size
- 7 sections
- Excellent power handling, 8W
- Temperature stable
- Low cost
- Protected by US Patent 6,943,646

Applications

- Harmonic rejection
- Transmitters/receivers
- Lab use



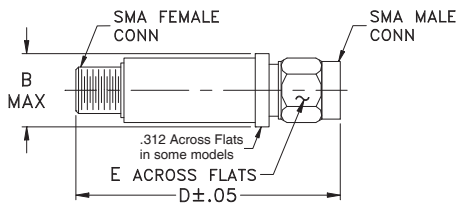
CASE STYLE: FF704

Connectors	Model
SMA	VLF-4400+

+RoHS Compliant

The +Suffix identifies RoHS Compliance. See our web site for RoHS Compliance methodologies and qualifications

Outline Drawing



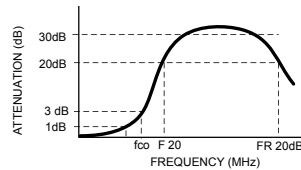
Outline Dimensions (inch/mm)

B	D	E	wt.
.410	1.43	.312	grams
10.41	36.32	7.92	10

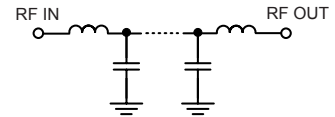
Low Pass Filter Electrical Specifications (T_{AMB} = 25°C)

PASSBAND (MHz)	f _{co} , MHz Nom.	STOP BAND (MHz) (loss, dB)			VSWR (:1)		NO. OF SECTIONS
		F 20 Min.	30 Typ.	FR 20 Typ.	Stopband Typ.	Passband Typ.	
(loss < 1 dB) Max.	(loss 3 dB) Typ.						
DC-4400	5290	6700	6280-9800	13000	17	1.2	7

Typical frequency response

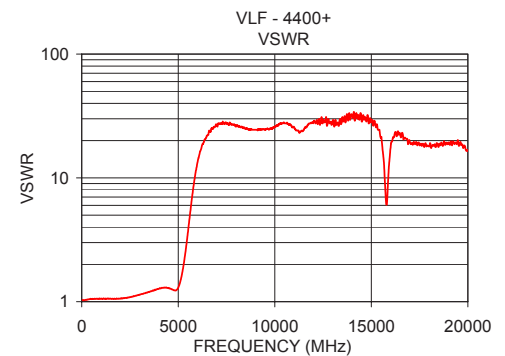
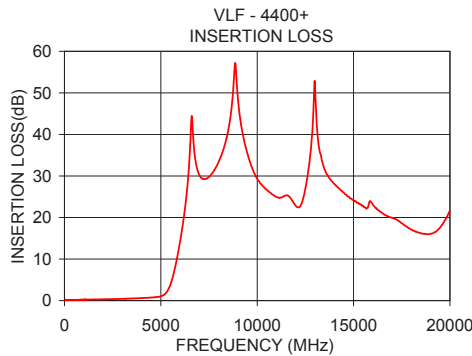


Electrical schematic



Typical Performance Data at 25°C

Frequency (MHz)	Insertion Loss (dB)	VSWR (:1)
50	0.05	1.03
320	0.12	1.05
1340	0.23	1.05
3740	0.55	1.27
4400	0.73	1.33
5170	1.79	1.90
5290	2.69	2.62
5580	7.10	6.76
5860	14.01	13.81
6280	30.56	21.46
6700	31.54	25.56
7400	29.23	27.16
9800	33.62	28.03
13000	40.36	34.75
20000	18.06	15.00



Notes

- Performance and quality attributes and conditions not expressly stated in this specification document are intended to be excluded and do not form a part of this specification document.
- Electrical specifications and performance data contained in this specification document are based on Mini-Circuit's applicable established test performance criteria and measurement instructions.
- The parts covered by this specification document are subject to Mini-Circuits standard limited warranty and terms and conditions (collectively, "Standard Terms"); Purchasers of this part are entitled to the rights and benefits contained therein. For a full statement of the Standard Terms and the exclusive rights and remedies thereunder, please visit Mini-Circuits' website at www.minicircuits.com/MCLStore/terms.jsp

