

Power supply for safety relays KPS0-YS Part number 85102208



- Possibility of 110 VAC and 230 VAC power supply of 24 VDC safety relays
- Input : universal voltage range 85 →265 VAC/DC
- Output : secondary voltage 24 VDC / 200 mA
- High efficiency (80 %)
- Protection class II, according to EN 61 558-1

Part numbers

Type	Terminals	Voltages	Supply frequency range (Hz)	Outputs	
85102208	KPS0-YS	Screws	85 →265 VAC/DC 24 VDC	50/60	24 VDC / 200 mA

Specifications

Operating characteristics

Functions	Universal Power supply for 24 VDC Safety Relays
Failure detection	Short circuit and overload protection
Display of output state by LED	Power supply : U (secondary voltage)

Supply

Supply voltage	85 102 208 : 85 →265 VAC / 85 →300 VDC
Supply frequency range (Hz)	50 / 60

Output specification

Type	Secondary voltage 24 VDC± 5 %
Max. thermal current I for each contact	200 mA
Protection against short circuits	Electronic fuse

Climatic environment

Operating temperature (° C)	-20 →+50
Altitude	< 2000 m
Climate resistance according to IEC/EN 60068-1	20 / 050 / 04

Mechanical environment

Vibration resistance according to IEC/EN 60068-2-6	Amplitude : 0,35 mm Frequency : 10 →55 Hz
--	--

Electromagnetic environment

Immunity to electrostatic discharges acc. IEC/EN 61000-4-2	8 kV (air)
Immunity to radiated, radio-frequency, electromagnetic field acc. IEC/EN 61000-4-3	10 V / m
Immunity to rapid transient bursts acc. to IEC/EN 61000-4-4	4 kV
Immunity to shock waves according to IEC/EN 61000-4-5	Between wires for power supply : 1 kV
Immunity to radio frequency in common mode acc. to IEC/EN 61000-4-6	10 V

Housing

Material : self-extinguishing (UL94V0)	Thermoplastic with V0 extinction behaviour
Protection (IEC/EN 60529) - Casing	IP40
Protection (IEC/EN 60529) - Term. block	IP20
Mounting	DIN-rail
Weight (g)	125

Safety standards

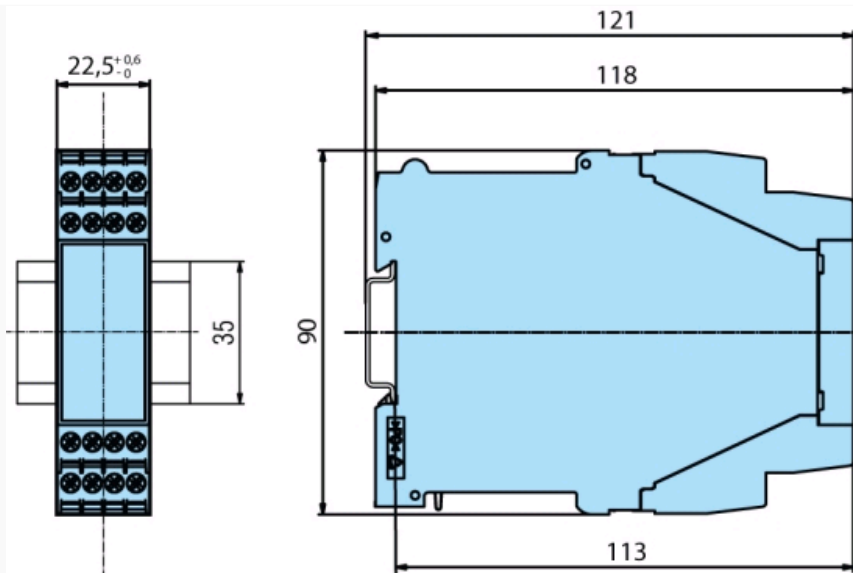
Approvals	CE
Environmental directive 2002/95/CE	RoHS
Environmental regulation 1907/2006	Reach
Protection class II according to EN 61 558-1	II

Dimensions (mm)



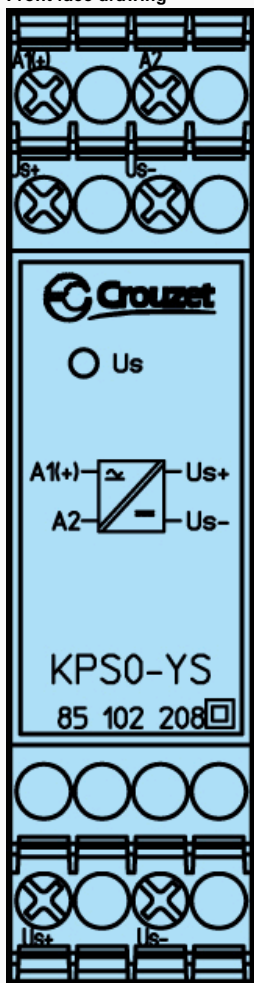
Dimensions (mm)

Screw terminals



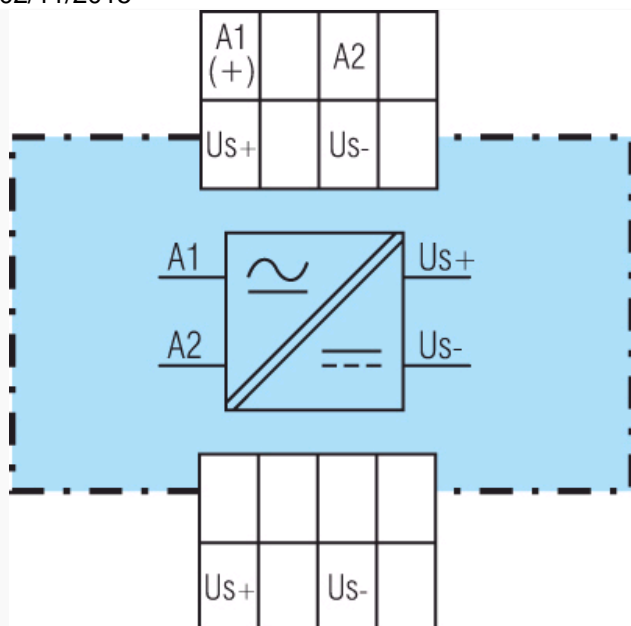
Connections

Front face drawing



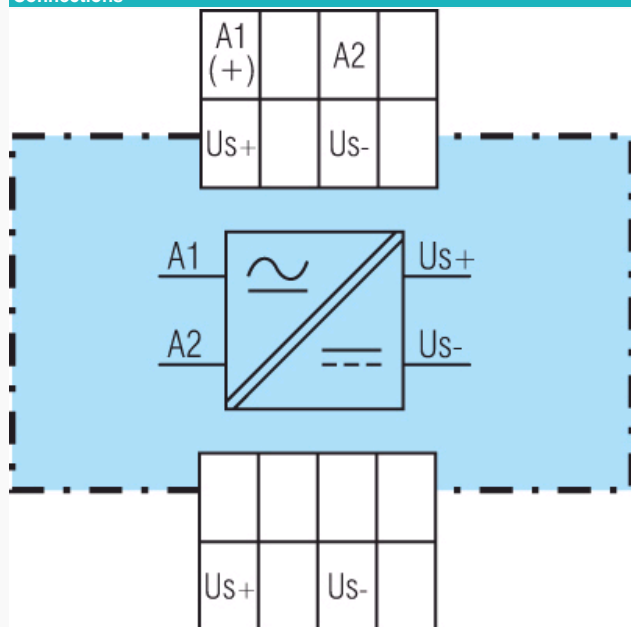
Connections

Contacts



A1 (+), A2 : Primary voltage Us+, Us- : Secondary voltage

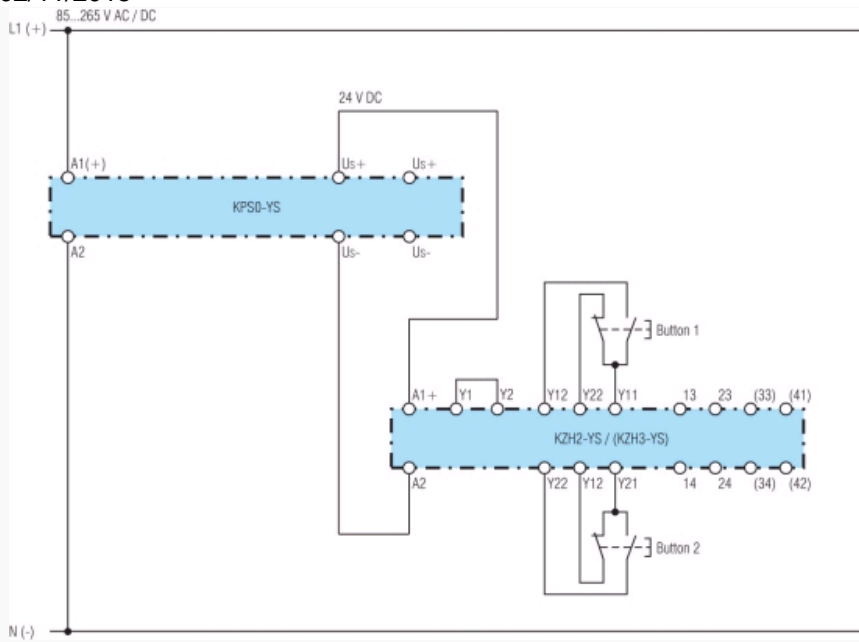
Connections



A1 (+), A2 : Primary voltage Us+, Us- : Secondary voltage

Applications

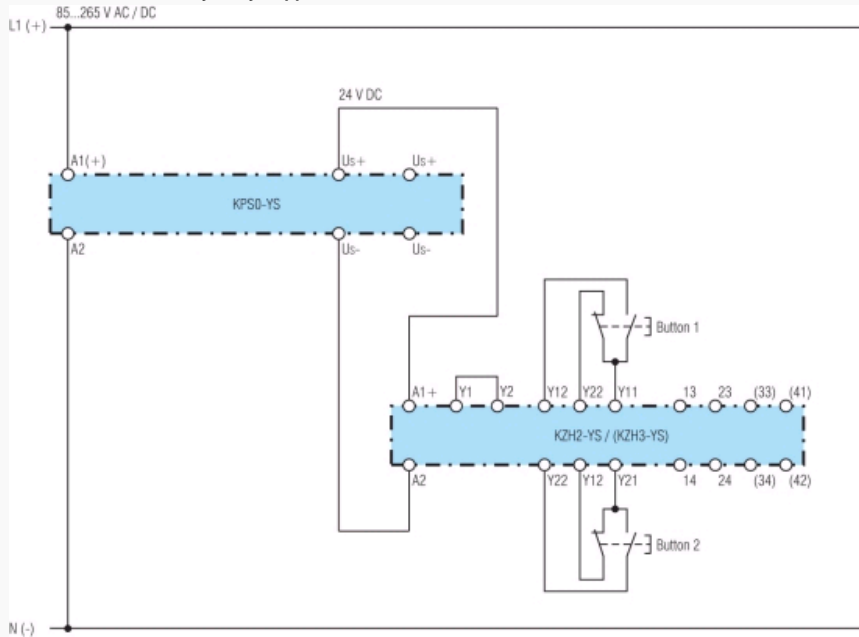
24 V Two-hand safety relay supplied with 110 or 230 V



This wiring is only valid for 24 V or 24 V / safety relays

Applications

24 V Two-hand safety relay supplied with 110 or 230 V



This wiring is only valid for 24 V or 24 V / safety relays