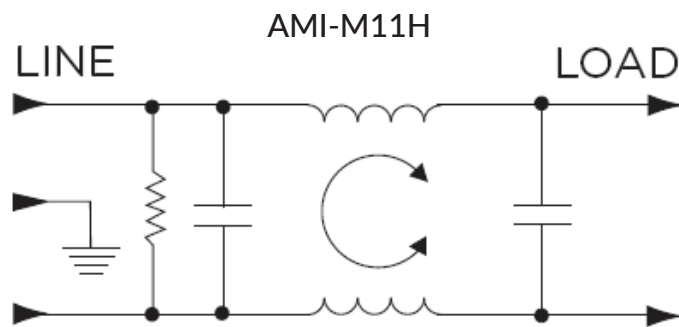


High Performance Power Line Filter for Medical Applications

AMI-M11H Series

AMI Designation	Input/output Style		Current Rating	Inductance	Capacitance		Resistor	Leakage Current @ 120 VAC 60Hz/250 VAC 50 Hz	TIL Insertion Loss	Case Style
					Cx	Cy				
Available Part Numbers	0.250 Spade Terminals	Threaded Bolts		mH	nF	pF	KΩ	mA		
AMI-M11H-1-4-A	1	-	4	7.06	740	0	470	0.002/0.005	001	A
AMI-M11H-1-6-A	1	-	6	1.45	5.1	0	470	0.002/0.005	002	B
AMI-M11H-1-10-A	1	-	10	0.465	4.97	0	470	0.002/0.005	003	C
AMI-M11H-1-15-A	1	-	15	0.35	5.04	0	470	0.002/0.005	004	C
AMI-M11H-1-20-A	1	-	20	10	4.55	0	470	0.002/0.005	005	C
AMI-M11H-6-30-A	-	6	30	1.45	0.93	0	470	0.002/0.005	006	D

Electrical Schematic



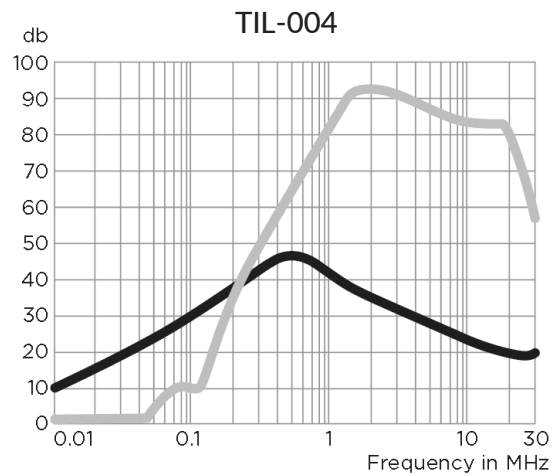
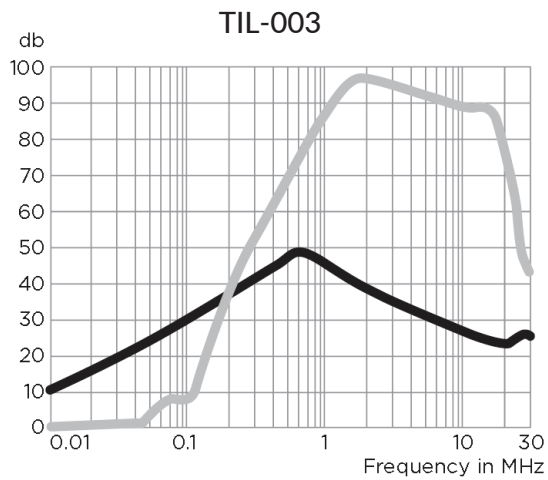
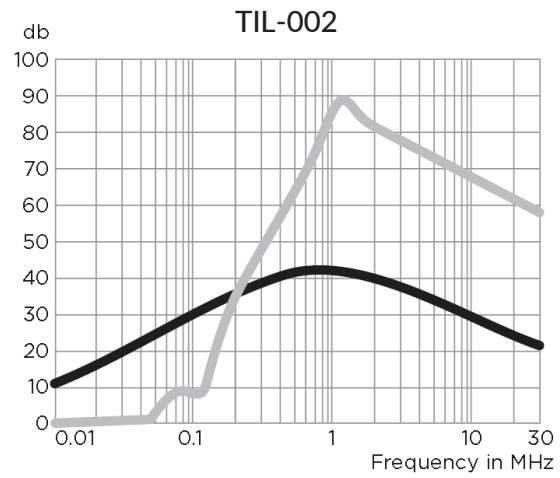
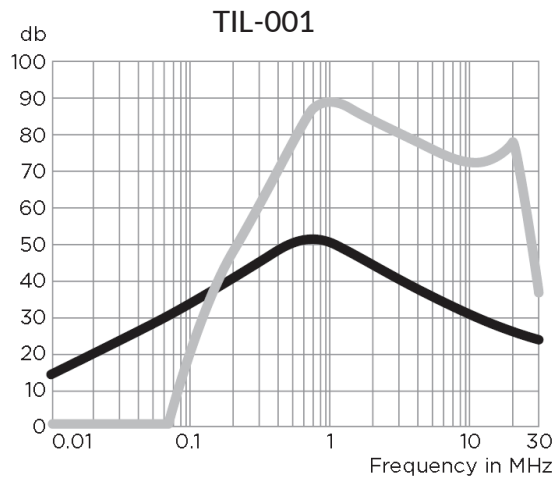
Specifications:

- Rated Voltage (max): 250 VAC
- Operating Frequency: 50/60 Hz
- Operating Current: 4 to 30 A
- Hi-pot Rating (one minute): Line to Ground: 2250 VDC
Line to Line: 1450 VDC
- Operating Ambient Temperature Range (at rated current I_r): -10°C to +40°C. In an ambient temperature (T_a) higher than +40°C the maximum operating current (I_o) is calculated as follows: $I_o = I_r \sqrt{[(85-T_a)/45]}$

High Performance Power Line Filter for Medical Applications

Performance Data Typical Insertion Loss

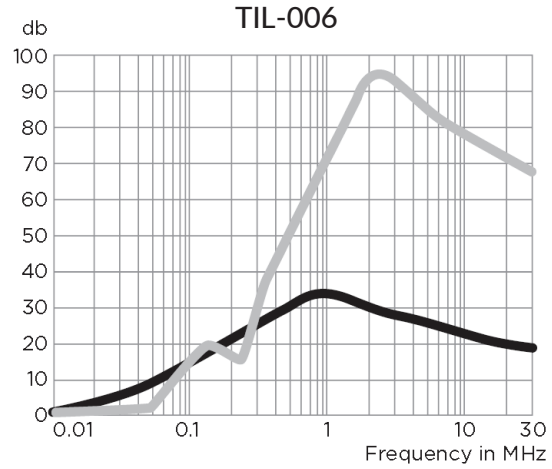
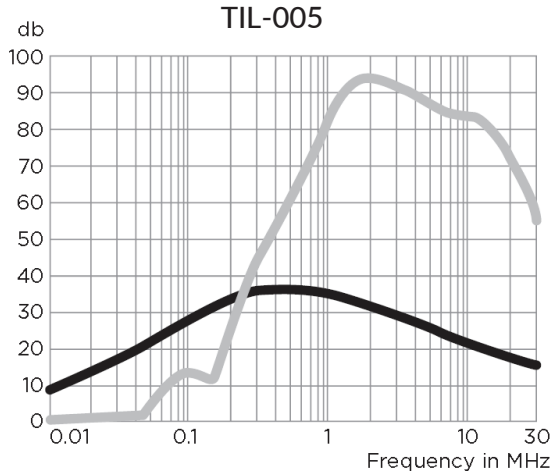
Measured in closed 50 Ohm system



High Performance Power Line Filter for Medical Applications

Performance Data Typical Insertion Loss

Measured in closed 50 Ohm system



— Common Mode / Asymmetrical (L-G)
— Differential Mode / Symmetrical (L-L)

Minimum Insertion Loss

Common Mode/Asymmetrical (Line to Ground)

	Frequency-MHz						
Current Rating	.05	.15	.5	1	5	10	30
M11H-1-X-A.							
4A	25	36	48	48	31	26	19
6A	22	31	36	34	28	23	17
10A	22	32	43	41	27	22	15
15A	28	31	44	41	25	18	12
20A	19	28	31	29	14	9	4
M11H-6-X-A.							
30A	6	15	28	31	21	18	15

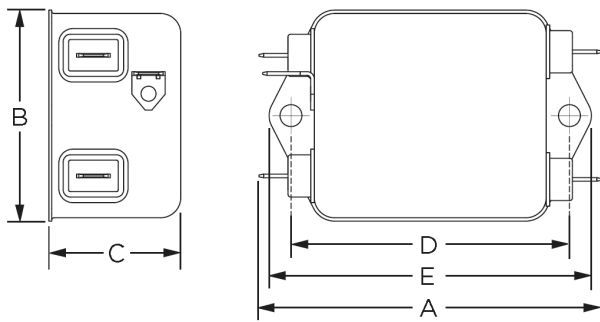
High Performance Power Line Filter for Medical Applications

Differential Mode/Symmetrical (Line to Line)

Current Rating	Frequency-MHz						
	.05	.15	.5	1	5	10	30
M11H-1 -X-A.							
4A	-	32	72	83	68	56	55
6A	-	18	60	81	68	61	52
10A	-	22	64	81	81	75	37
15A	-	16	52	77	80	74	48
20A	-	10	54	77	74	69	47
M11H-6 -X-A.							
30A	6	15	28	31	21	18	15

Case Styles

STYLE A



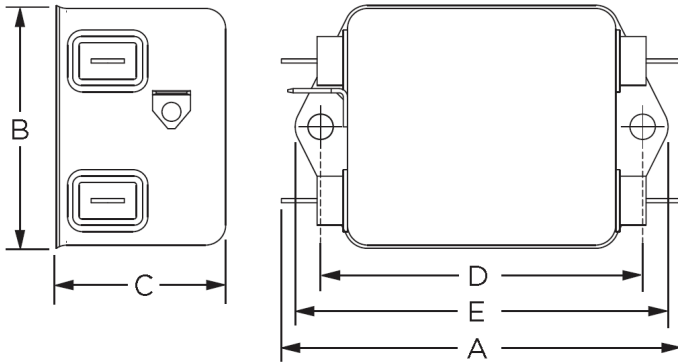
Typical Dimensions:

Line/Load Terminals (4):	.250 [6.3] with .07 [1.8] Dia. hole
Ground Terminal (1):	.250 [6.3] with .07 x .16 [1.8 x 3.8] slot
Mounting Holes (2):	.188 [4.78] Dia.

High Performance Power Line Filter for Medical Applications

Case Styles

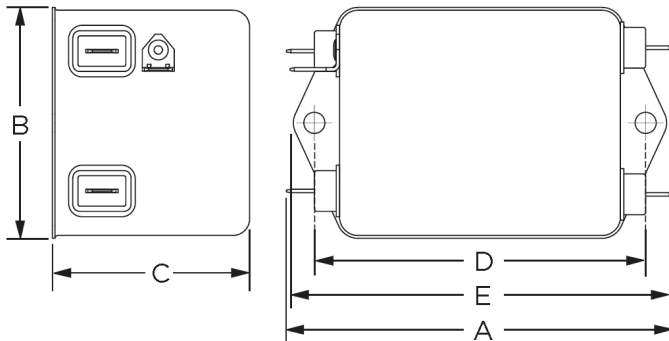
STYLE B



Typical Dimensions:

Line/Load Terminals (4): .250 [6.3] with .07 [1.8] Dia. hole
Ground Terminal (1): .250 [6.3] with .07 x .16 [1.8 x 3.8] slot
Mounting Holes (2): .188 [4.78] Dia.

STYLE C



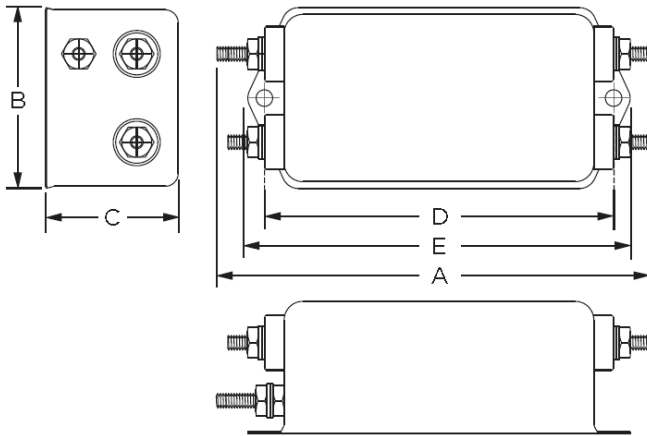
Typical Dimensions:

Line/Load Terminals (4): .250 [6.3] with .07 [1.8] Dia. hole
Ground Terminal (1): .250 [6.3] with .07 x .16 [1.8 x 3.8] slot
Mounting Holes (2): .188 [4.78] Dia.

High Performance Power Line Filter for Medical Applications

Case Styles

STYLE D



Typical Dimensions:

Terminals (5): 8-32, Torque 18 lbf-in. [2.03 N-m] max. ± 2 [.22]
 Mounting Holes (4): .188 [4.75] Dia.

Case Dimensions:

Model Number	A max	B max	C max	D $\begin{smallmatrix} \pm .01 \\ \pm .25 \end{smallmatrix}$	E max
AMI-M11H-1-4-A	3.07"/77.98mm	1.82"/46.23mm	1.16"/29.46mm	2.375"/60.33mm	2.78"/70.61mm
AMI-M11H-1-6-A	3.07"/77.98mm	1.82"/46.23mm	1.28"/32.51mm	2.375"/60.33mm	2.78"/70.61mm
AMI-M11H-1-10-A AMI-M11H-1-15-A AMI-M11H-1-20-A	3.54"/89.92mm	2.047"/51.99mm	1.805"/45.85mm	2.938"/74.63mm	3.54"/89.82mm
AMI-M11H-6-30-A	4.92"/124.97mm	2.07"/52.58mm	1.53"/38.86mm	3.947"/100.25mm	4.33"/109.98mm