

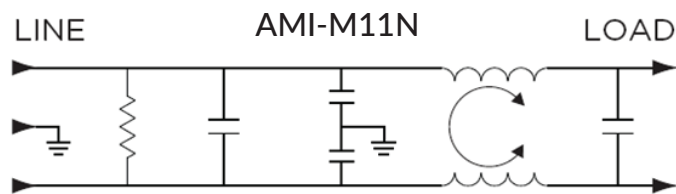
High Performance Compact RFI Filters

AMI-M11N Series

Metal Enclosure Single Phase Single Stage Filters

AMI Designation	Input/output Style	Current Rating	Inductance mH	Capacitance		Resistor KΩ	Leakage Current @ 120 VAC 60Hz/250 VAC 50 Hz mA	TIL Insertion Loss	Case Style
			L	Cx	Cy				
Available Part Numbers	6.3mm Spade Terminals		mH	nF	pF				
AMI-M11N-1-3-B	1	3	7.0	741	2200	470	0.16/0.26	001	A
AMI-M11N-1-10-B	1	6	4.97	741	2200	470	0.16/0.26	003	B
AMI-M11N-1-20-B	1	10	4.55	741	2200	470	0.16/0.26	005	B
AMI-M11N-1-6-B	1	6	5.1	741	2200	470	0.16/0.26	002	A
AMI-M11N-1-15-B	1	15	5.04	741	2200	470	0.16/0.26	004	B

Electrical Schematic



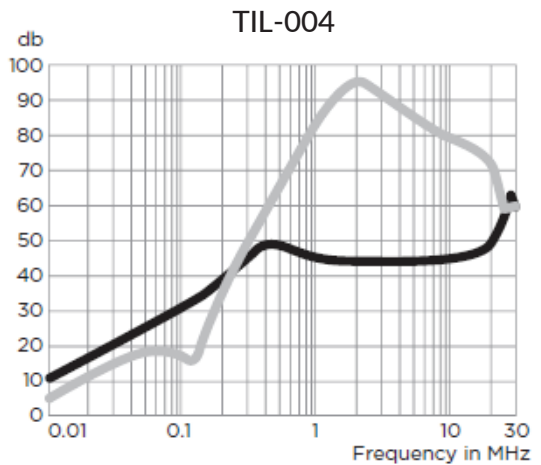
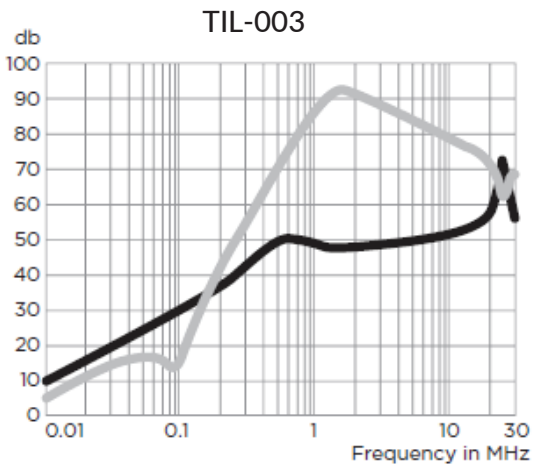
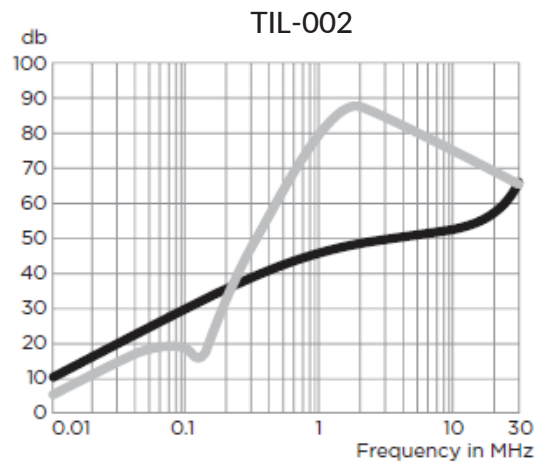
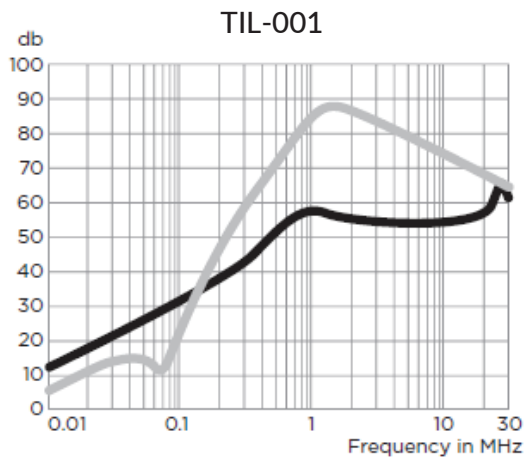
Specifications:

- Rated Voltage (max): 250 VAC
- Operating Frequency: 50/60 Hz
- Operating Current: 3 to 20 A
- Hi-pot Rating (one minute): Line to Ground: 2250 VDC
Line to Line: 1450 VDC
- Operating Ambient Temperature Range (at rated current I_r): -10°C to +40°C. In an ambient temperature (T_a) higher than +40°C the maximum operating current (I_o) is calculated as follows: $I_o = I_r \sqrt{[(85 - T_a)/45]}$

High Performance Compact RFI Filters

Performance Data Typical Insertion Loss

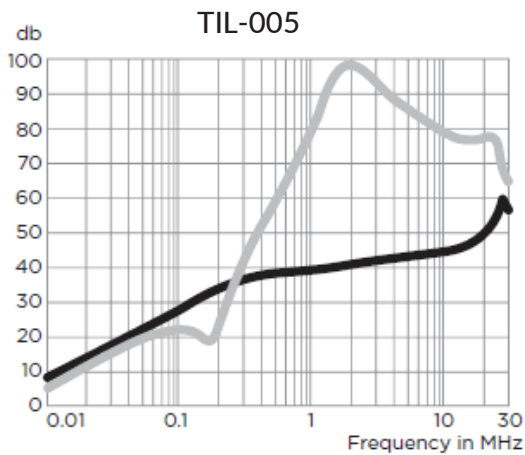
Measured in closed 50 Ohm system



High Performance Compact RFI Filters

Performance Data Typical Insertion Loss

Measured in closed 50 Ohm system



Minimum Insertion Loss

Measured in closed 50 Ohm system

Common Mode/Asymmetrical (Line to Ground)

Current Rating	Frequency-MHz									
	.05	.10	.15	.5	1	2	5	10	20	30
3A	21	27	30	43	49	50	50	48	50	49
6A	19	29	29	37	43	44	48	46	50	48
10A	20	27	31	45	45	44	46	47	53	44
15A	21	28	31	45	43	41	42	42	47	57
20A	19	25	29	34	36	38	40	41	43	52

High Performance Compact RFI Filters

Minimum Insertion Loss

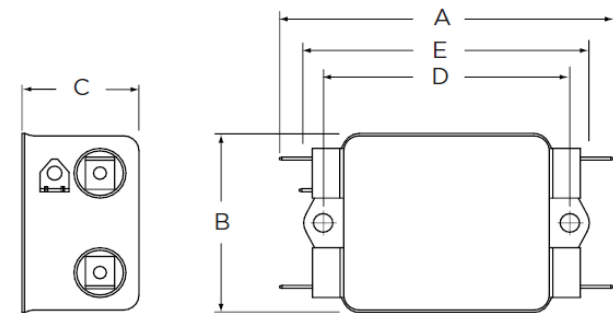
Measured in closed 50 Ohm system

Differential Mode/Symmetrical (Line to Line)

Current Rating	Frequency-MHz									
	.05	.10	.15	.5	1	2	5	10	20	30
3A	9	20	35	67	78	78	72	66	61	60
6A	14	14	13	59	74	80	72	68	61	60
10A	14	12	30	65	80	84	78	70	60	50
15A	15	13	20	61	76	88	70	72	64	50
20A	16	19	16	54	74	90	74	67	61	54

Case Styles

STYLE A



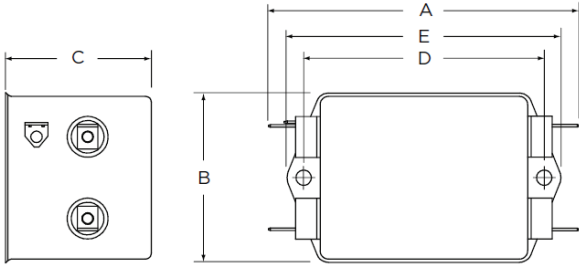
Typical Dimensions:

Line/Load Terminals (4): .250 [6.3] with .07 [1.8] Dia. hole
 Ground Terminal (1): .250 [6.3] with .07 x .16 [1.8 x 3.8] slot
 Mounting Holes (2): .188 [4.78] Dia.

High Performance Compact RFI Filters

Case Styles

STYLE B



Typical Dimensions:

Line/Load Terminals (4):	.250 [6.3] with .07 [1.8] Dia. hole
Ground Terminal (1):	.250 [6.3] with .07 x .16 [1.8 x 3.8] slot
Mounting Holes (2):	.188 [4.78] Dia.

Case Dimensions:

Model Number	A max	B max	C max	D $\begin{smallmatrix} \pm .15 \\ \pm .38 \end{smallmatrix}$	E max
AMI-M11N-1-3	3.35"/85.09mm	1.82"/46.2mm	1.16"/29.46mm	2.38"/74.68mm	2.78"/70.61mm
AMI-M11N-1-6	3.35"/85.09mm	1.82"/46.2mm	1.28"/32.51mm	2.38"/74.68mm	2.78"/70.61mm
AMI-M11N-1-10/15/20	3.85"/97.79mm	2.07"/52.58mm	1.78"/45.21mm	2.94"/74.67mm	3.35"/85.09mm