

General Purpose RFI Filters for High Impedance Loads at Low Current

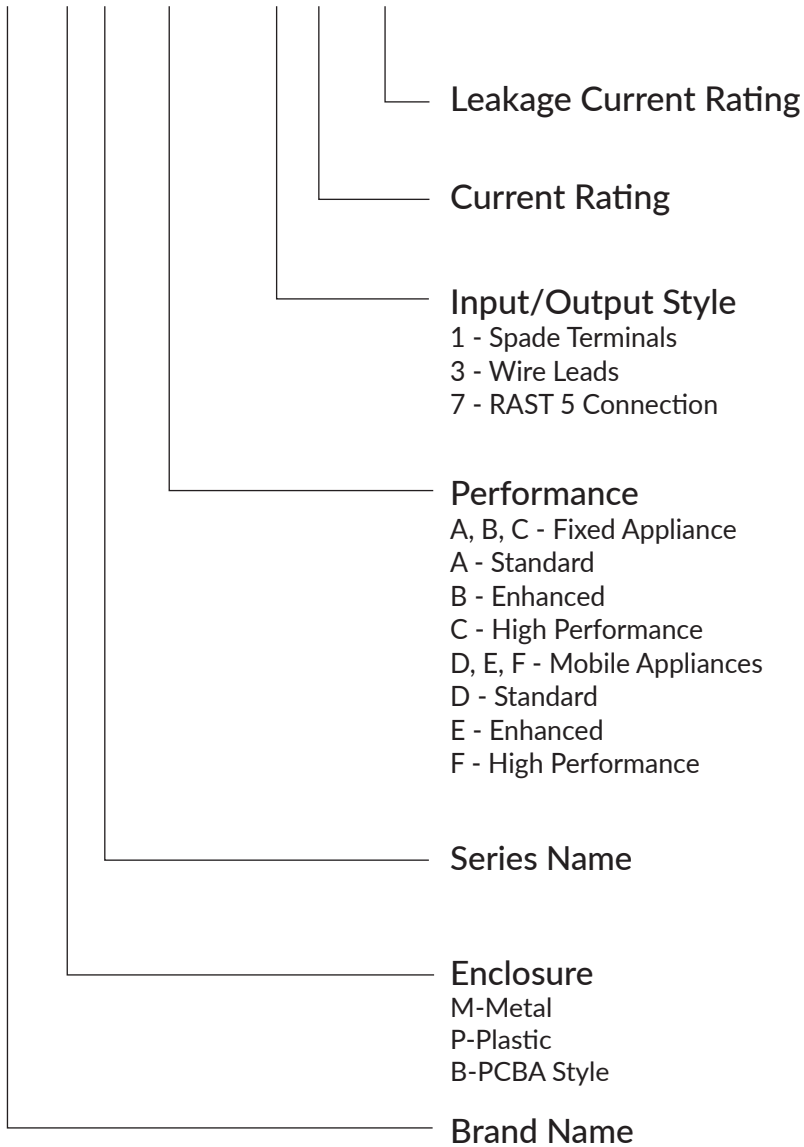


AMI-M11UA/11VA Series

Metal Enclosure Single Phase Single Stage Filters

Nomenclature

AMI-M11UA/VA-1-16-C/D



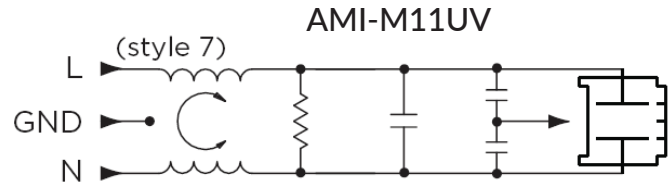
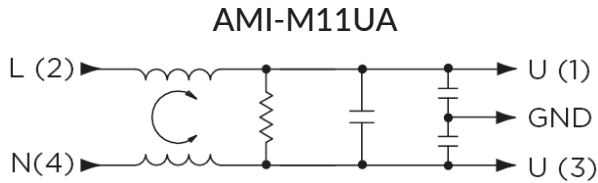
General Purpose RFI Filters for High Impedance Loads at Low Current



AMI Designation	Input/output Style			Current Rating	Inductance	Capacitance		Resistor	Leakage Current @ 120 VAC 60Hz/250 VAC 50 Hz	TIL Insertion Loss	Case Style
						mH	Cx				
Available Part Numbers	6.3mm Spade Terminals	Wire Leads	Threaded Bolts			nF	pF		mA		
AMI-M11UA-1-16-C	1	-	-	16	0.54	470	10000	680	0.74/1.25	001	A
AMI-M11UB-1-16-C	1	-	-	16	1.3	470	10000	680	0.74/1.25	002	A
AMI-M11UC-1-16	1	-	-	16	2.1	470	10000	680	0.74/1.25	003	A
AMI-M11UD-1-16-B	1	-	-	16	0.54	470	1000	680	0.10/0.20	004	A
AMI-M11UE-1-16-B	1	-	-	16	1.3	470	1000	680	0.10/0.20	005	A
AMI-M11UF-1-16-B	1	-	-	16	2.1	470	1000	680	0.10/0.20	006	A
AMI-M11UA-3-16-C	-	3	-	16	0.54	470	10000	680	0.74/1.25	001	C
AMI-M11UB-3-16-C	-	3	-	16	1.3	470	10000	680	0.74/1.25	002	C
AMI-M11UC-3-16-C	-	3	-	16	2.1	470	10000	680	0.74/1.25	003	C
AMI-M11UD-3-16-B	-	3	-	16	0.54	470	1000	680	0.10/0.20	004	C
AMI-M11UE-3-16-B	-	3	-	16	1.3	470	1000	680	0.10/0.20	005	C
AMI-M11UF-3-16-B	-	3	-	16	2.1	470	1000	680	0.10/0.20	006	C
AMI-M11VA-7-16-C	-	-	7	16	0.5	470	10000	680	0.74/1.25	001	B
AMI-M11VB-7-16-C	-	-	7	16	1.2	470	10000	680	0.74/1.25	002	B
AMI-M11VC-7-16-C	-	-	7	16	2.0	470	10000	680	0.74/1.25	003	B
AMI-M11VD-7-16-B	-	-	7	16	0.5	470	1000	680	0.10/0.20	004	B
AMI-M11VE-7-16-B	-	-	7	16	1.2	470	1000	680	0.10/0.20	005	B
AMI-M11VF-7-16-B	-	-	7	16	2.0	470	1000	680	0.10/0.20	006	B

General Purpose RFI Filters for High Impedance Loads at Low Current

Electrical Schematics:



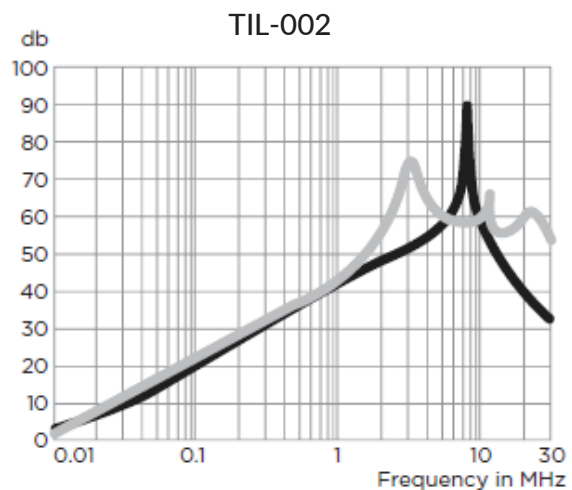
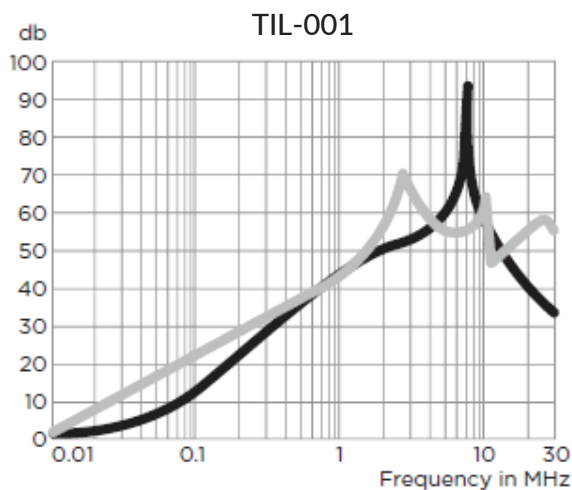
Specifications:

- Rated Voltage (max): 250 VAC
- Operating Frequency: 50/60 Hz
- Operating Current: 16A
- Hi-pot Rating (one minute): Line to Ground: 2250 VDC
Line to Line: 1450 VDC
- Operating Ambient Temperature Range (at rated current I_r): -10°C to $+40^{\circ}\text{C}$. In an ambient temperature (T_a) higher than $+40^{\circ}\text{C}$ the maximum operating current (I_o) is calculated as follows: $I_o = I_r \sqrt{[(85-T_a)/45]}$

Performance Data

Typical Insertion Loss

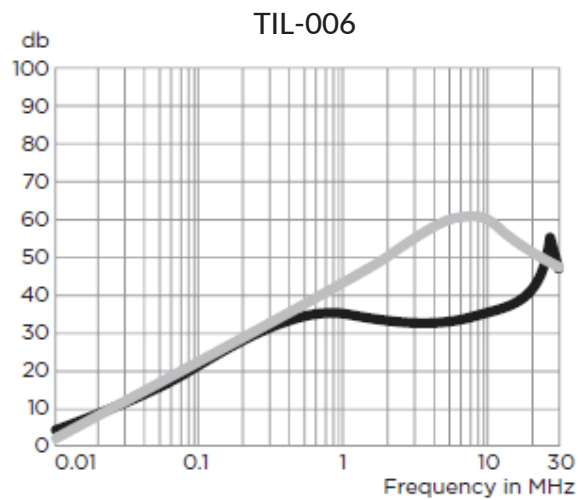
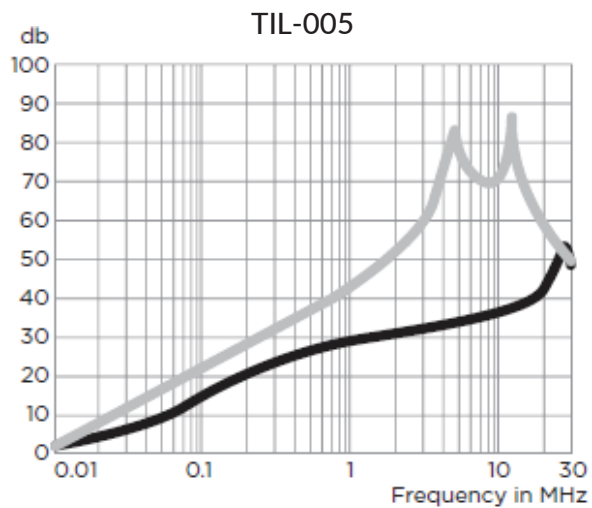
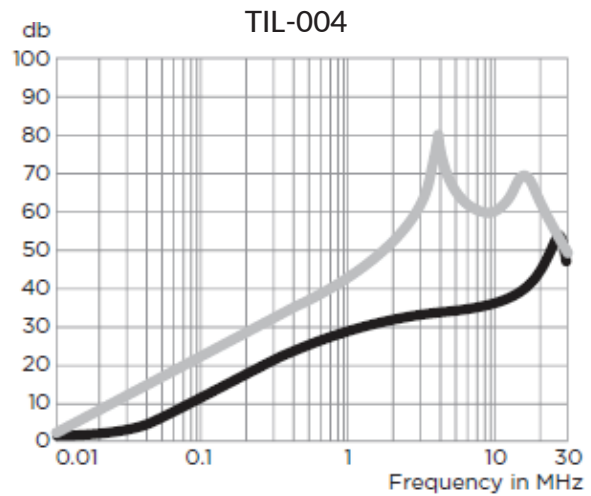
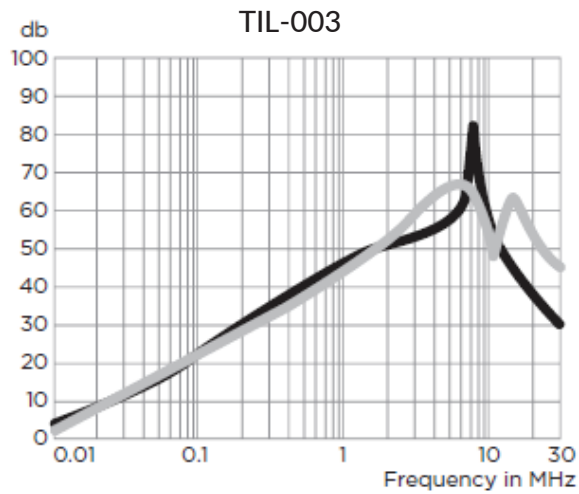
Measured in closed 50 Ohm system



General Purpose RFI Filters for High Impedance Loads at Low Current

Performance Data Typical Insertion Loss

Measured in closed 50 Ohm system



- Common Mode / Asymmetrical (L-G)
- Differential Mode / Symmetrical (L-L)

General Purpose RFI Filters for High Impedance Loads at Low Current

Minimum Insertion Loss

Measured in closed 50 Ohm system

Common Mode/Asymmetrical (Line to Ground)

Model Number	Frequency-MHz									
	.05	.10	.15	.5	1	2	5	10	20	30
AMI-M11UA/M11VA	3	10	14	33	41	47	54	50	37	30
AMI-M11UB/M11VB	11	16	21	33	39	44	53	55	37	30
AMI-M11UC/M11VC	12	18	22	34	41	46	51	52	34	27
AMI-M11UD/M11VD	3	8	11	22	26	31	31	33	40	44
AMI-M11UE/M11VE	5	12	15	21	23	25	31	32	37	45
AMI-M11UF/M11VF	9	14	18	24	26	28	31	32	37	44

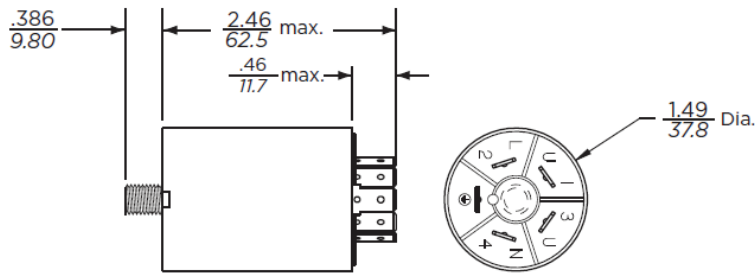
Differential Mode/Symmetrical (Line to Line)

Model Number	Frequency-MHz									
	.05	.10	.15	.5	1	2	5	10	20	30
AMI-M11UA	14	19	22	33	41	51	47	42	48	50
AMI-M11UB	14	19	22	33	41	51	50	45	52	45
AMI-M11UC	13	19	22	33	40	50	58	42	48	42
AMI-M11UD	13	19	22	33	40	48	58	57	54	45
AMI-M11UE	13	19	22	33	40	48	58	57	51	45
AMI-M11UF	13	19	22	33	40	49	58	59	50	44

General Purpose RFI Filters for High Impedance Loads at Low Current

Case Styles

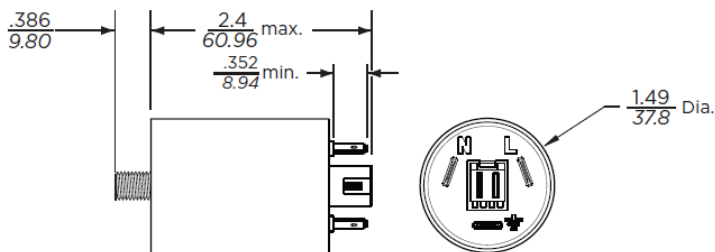
STYLE A



Typical Dimensions:

Terminals (5):	.25 [6.3] with .07 [1.8] Dia. hole
Mounting Stud (1):	M8 x 1.25

STYLE B

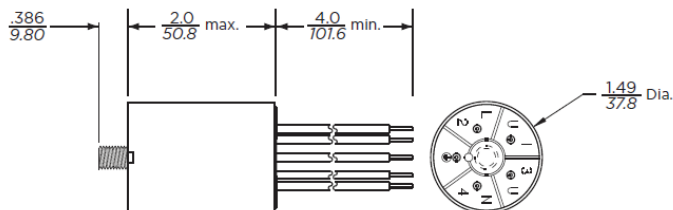


Typical Dimensions:

Terminals (3):	.25 [6.3] with .07 [1.8] Dia. hole
RAST 5:	Unkeyed RAST 5 Header interface*
Mounting Stud (1):	M8 x 1.25

*The RAST 5 interface mates with any two-position (keyed or unkeyed) TE Standard Power Timer connector or RAST 5 Positive Lock Mark III connector

STYLE C



Typical Dimensions:

Wire Leads(5):	4.0 [101.6] min. 18AWG UL 1015
Mounting Stud (1):	M8 x 1.25

Wire Colors:

L(2)	Brown
N(4)	Blue
U(1)	Brown
Gnd	Green / Yellow
U(3)	Blue