

Enhanced Differential Mode Performance RFI Line Filters



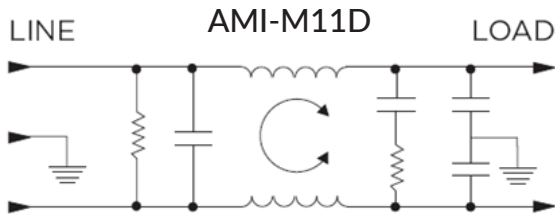
AMI-M11D Series

Metal Enclosure Single Phase Single Stage Filters

AMI Designation	Input/output Style			Current Rating	Inductance	Capacitance		Resistor	Leakage Current @ 120 VAC 60Hz/250 VAC 50 Hz	TIL Insertion Loss	Case Style
						mH	Cx				
Available Part Numbers	6.3mm Spade Terminals	Wire Leads	Threaded Bolts			nF	pF		mA		
AMI-M11D-1-1-B-1	1	-	-	1	1.86	740	4700	330	0.4/0.7	001	A
AMI-M11D-3-1-B-1	-	3	-	1	1.86	740	4700	330	0.4/0.7	001	B
AMI-M11D-1-3-B-1	1	-	-	3	1.76	940	5500	330	0.4/0.7	001	A
AMI-M11D-3-3-B-1	-	3	-	3	1.76	940	5500	330	0.4/0.7	001	B
AMI-M11D-1-6-B-1	1	-	-	6	0.516	940	5500	330	0.4/0.7	002	A
AMI-M11D-3-6-B-1	-	3	-	6	0.516	940	5500	330	0.4/0.7	002	A
AMI-M11D-3-10-B-1	-	3	-	10	0.495	940	5500	330	0.4/0.7	002	B
AMI-M11D-1-20-B-1	1	-	-	20	0.54	940	5500	330	0.4/0.7	002	C
AMI-M11D-6-20-B-1	-	-	6	20	0.54	940	5500	330	0.4/0.7	002	D
AMI-M11D-1-1-B-2	1	-	-	1	1.86	740	3000	330	0.22/0.38	003	A
AMI-M11D-3-1-B-2	-	3	-	1	1.86	740	3000	330	0.22/0.38	003	B
AMI-M11D-1-3-B-2	1	-	-	1	1.76	940	3000	330	0.22/0.38	003	A
AMI-M11D-3-3-B-2	-	3	-	3	1.76	940	3000	330	0.22/0.38	003	B
AMI-M11D-1-6-B-2	1	-	-	6	0.516	940	3000	330	0.22/0.38	004	A
AMI-M11D-3-6-B-2	-	3	-	6	0.516	940	3000	330	0.22/0.38	004	B
AMI-M11D-1-10-B-2	1	-	-	10	0.495	940	3000	330	0.22/0.38	004	A
AMI-M11D-3-10-B-2	-	3	-	10	0.495	940	3000	330	0.22/0.38	004	B
AMI-M11D-1-20-B-2	1	-	-	20	0.54	940	3000	330	0.22/0.38	004	C

Enhanced Differential Mode Performance RFI Line Filters

Electrical Schematic



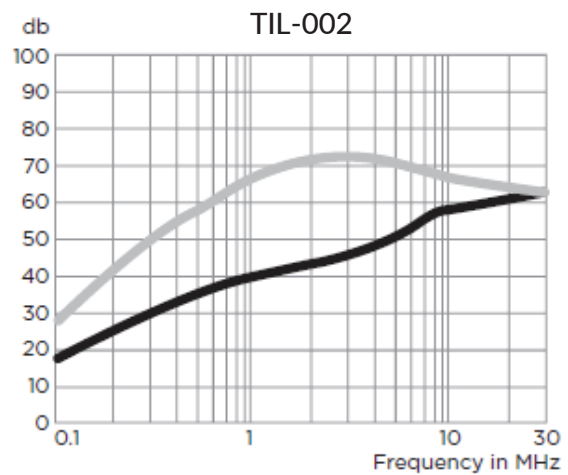
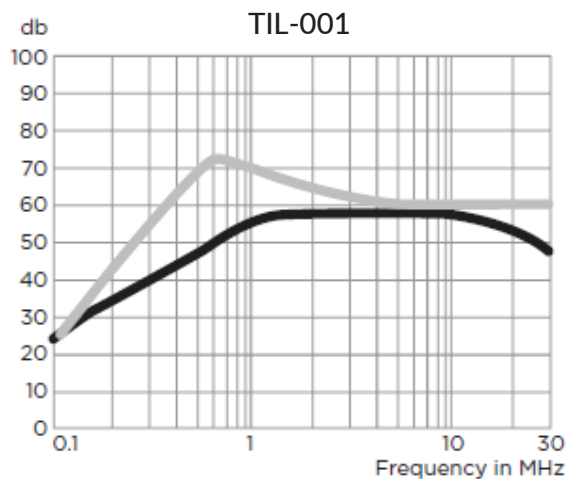
Specifications:

- Rated Voltage (max): 250 VAC
- Operating Frequency: 50/60 Hz
- Operating Current: 1 to 20 A
- Hi-pot Rating (one minute): Line to Ground: 2250 VDC
Line to Line: 1450 VDC
- Operating Ambient Temperature Range (at rated current I_r): -10°C to $+40^{\circ}\text{C}$. In an ambient temperature (T_a) higher than $+40^{\circ}\text{C}$ the maximum operating current (I_o) is calculated as follows: $I_o = I_r \sqrt{[(85 - T_a)/45]}$

Performance Data

Typical Insertion Loss

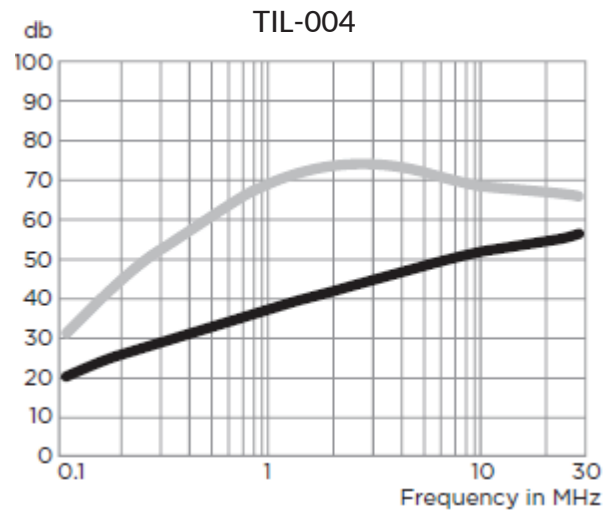
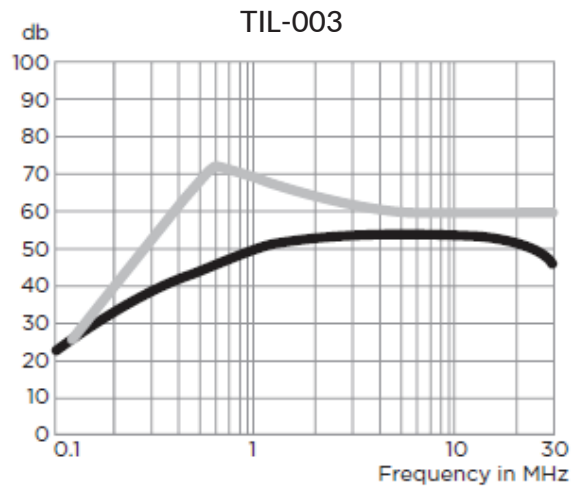
Measured in closed 50 Ohm system



Enhanced Differential Mode Performance RFI Line Filters

Performance Data Typical Insertion Loss

Measured in closed 50 Ohm system



Common Mode / Asymmetrical (L-G)
 Differential Mode / Symmetrical (L-L)

Minimum Insertion Loss

Measured in closed 50 Ohm system

Common Mode/Asymmetrical (Line to Ground)

Current Rating	Frequency-MHz					
	.15	.5	1	5	10	30
<i>AMI-M11D-X-B-1</i>						
1A, 3A	18	30	40	48	48	40
6A, 10A, 20A	10	22	30	39	44	51
<i>AMI-M11D-X-B-2</i>						
1A, 3A	17	27	33	45	45	40
6A, 10A, 20A	10	19	25	34	40	46

Enhanced Differential Mode Performance RFI Line Filters

Minimum Insertion Loss

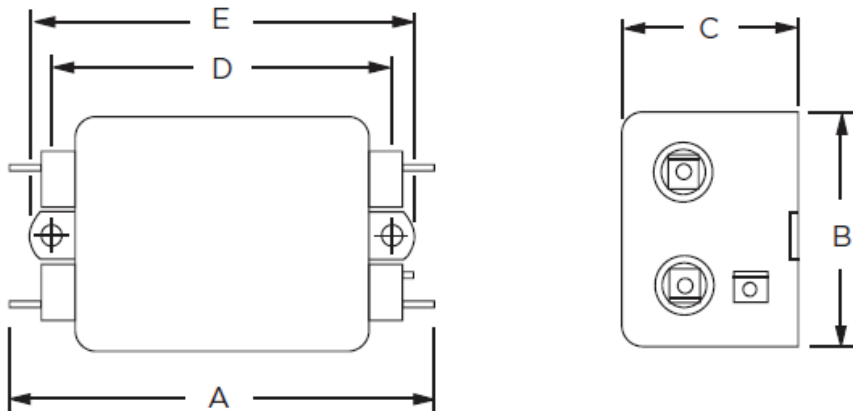
Measured in closed 50 Ohm system

Differential Mode/Symmetrical (Line to Line)

Current Rating	Frequency-MHz					
	.15	.5	1	5	10	30
<i>AMI-M11D-X-B AMI-M11D-X-B-2 Models</i>						
1A, 3A	18	49	62	60	51	46
6A, 10A, 20A	22	41	55	64	61	56

Case Styles

STYLE A



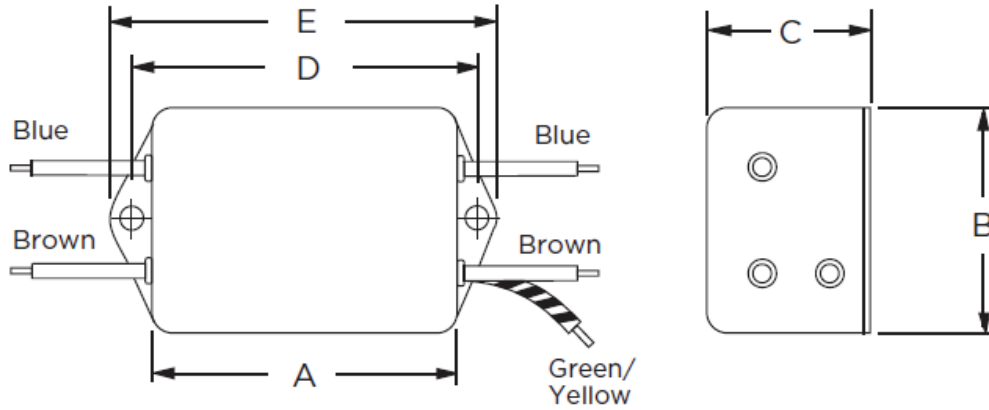
Typical Dimensions:

- Line/Load Terminals (4): .250 [6.3] with .07 [1.8] Dia. hole
- Ground Terminal (1): .250 [6.3] with .07 x .16 [1.8 x 3.8] slot
- Mounting Holes (2): .188 [4.75] Dia.

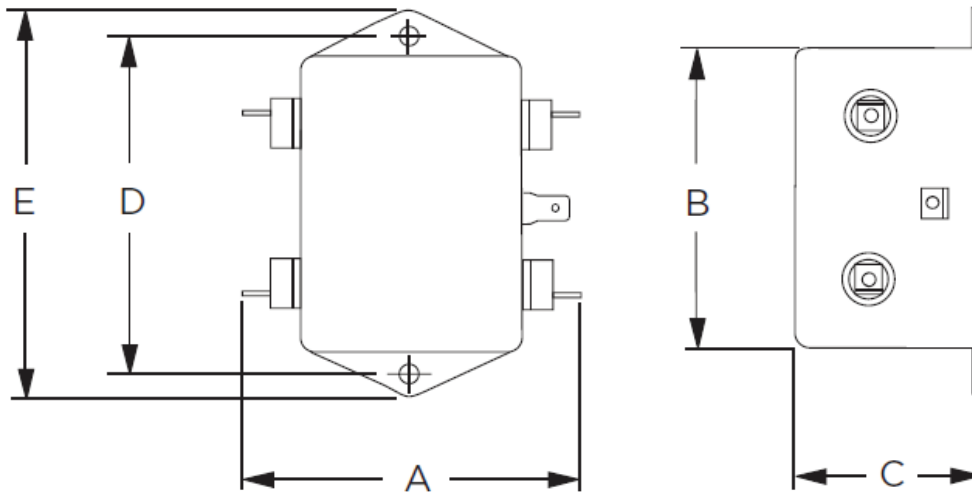
Enhanced Differential Mode Performance RFI Line Filters

Case Styles

STYLE B



STYLE C



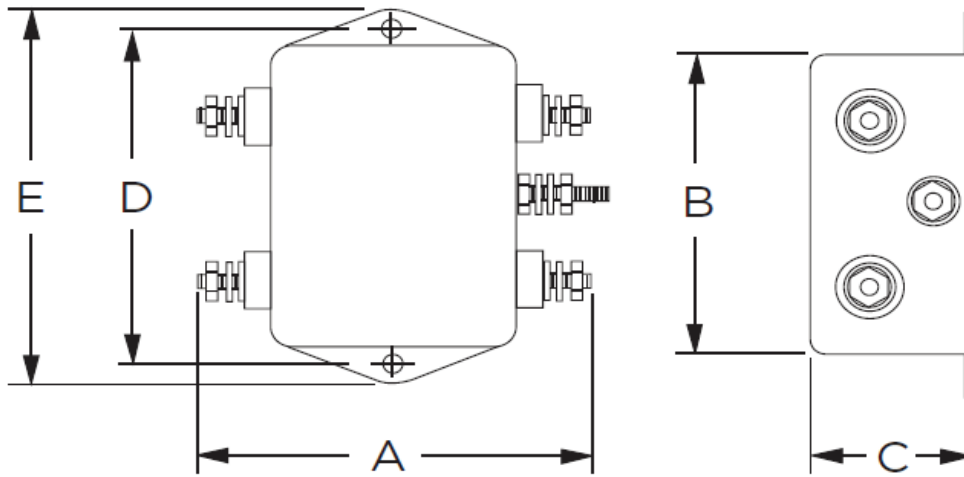
Typical Dimensions:

Line/Load Terminals (4):	.250 [6.3] with .07 [1.8] Dia. hole
Ground Terminal (1):	.250 [6.3] with .07 x .16 [1.8 x 3.8] slot
Mounting Holes (4):	.188 [4.75] Dia.

Enhanced Differential Mode Performance RFI Line Filters

Case Styles

STYLE D



Typical Dimensions:

Terminals (5):

Mounting Holes (2):

8-32, Torque 18 lbf-in. [2.03 N-m] max. ± 2 [.22]

.188 [4.75] Dia.

Mechanical Dimensions:

Model Number	A max	B max	C max	D $\begin{smallmatrix} \pm .15 \\ \pm .38 \end{smallmatrix}$	E max
AMI-M11D-1-1	3.35"/85.1mm	2.07"/52.6mm	1.16"/29.5mm	2.375"/60.33mm	2.81"/71.4mm
AMI-M11D-3-1	2.07"/52.6mm	2.07"/52.6mm	1.16"/29.5mm	2.375"/60.33mm	2.81"/71.4mm
AMI-M11D-1-3/6	3.85"/97.8mm	2.07"/52.6mm	1.16"/29.5mm	2.938"/74.63mm	3.35"/85.1mm
AMI-M11D-3-3/6	2.56"/65.0mm	2.07"/52.6mm	1.16"/29.5mm	2.938"/74.63mm	3.35"/85.1mm
AMI-M11D-1-10	3.85"/97.8mm	2.07"/52.6mm	1.32"/33.5mm	2.938"/74.63mm	3.35"/85.1mm
AMI-M11D-3-10	2.57"/65.3mm	2.07"/52.6mm	1.32"/33.5mm	2.938"/74.63mm	3.35"/85.1mm
AMI-M11D-1-20	3.85"/97.8mm	2.58"/65.5mm	1.78"/45.2mm	2.938"/74.63mm	3.35"/85.1mm
AMI-M11D-6-20	3.46"/87.8mm	2.58"/65.5mm	1.78"/45.2mm	2.938"/74.63mm	3.35"/85.1mm

Enhanced Differential Mode Performance RFI Line Filters

Mechanical Dimensions:

Model Number	A max	B max	C max	D $\begin{smallmatrix} \pm .15 \\ \pm .38 \end{smallmatrix}$	E max
AMI-M11D-1-1	3.35"/85.1mm	2.07"/52.6mm	1.16"/29.5mm	2.375"/60.33mm	2.81"/71.4mm
AMI-M11D-3-1	2.07"/52.6mm	2.07"/52.6mm	1.16"/29.5mm	2.375"/60.33mm	2.81"/71.4mm
AMI-M11D-1-3/6	3.85"/97.8mm	2.07"/52.6mm	1.16"/29.5mm	2.938"/74.63mm	3.35"/85.1mm
AMI-M11D-3-3/6	2.56"/65.0mm	2.07"/52.6mm	1.16"/29.5mm	2.938"/74.63mm	3.35"/85.1mm
AMI-M11D-1-10	3.85"/97.8mm	2.07"/52.6mm	1.32"/33.5mm	2.938"/74.63mm	3.35"/85.1mm
AMI-M11D-3-10	2.57"/65.3mm	2.07"/52.6mm	1.32"/33.5mm	2.938"/74.63mm	3.35"/85.1mm
AMI-M11D-1-20	3.85"/97.8mm	2.58"/65.5mm	1.78"/45.2mm	2.938"/74.63mm	3.35"/85.1mm
AMI-M11D-6-20	3.46"/87.8mm	2.58"/65.5mm	1.78"/45.2mm	2.938"/74.63mm	3.35"/85.1mm