

**WPD 232 2X185/2X185 BL****Weidmüller Interface GmbH & Co. KG**

Klingenbergstraße 26

D-32758 Detmold

Germany

www.weidmueller.com

**Product image****Power feed-in**

Our wide range of W-Series terminal blocks with our WPD main line branch terminals, which are optimised to guarantee both convenience and space gains, ensures a secure and convenient connection at the power feed-in.

**General ordering data**

Version	W-Series, Distribution block, Rated cross-section: 185 mm <sup>2</sup> , Terminal rail / mounting plate
Order No.	<a href="#">2502810000</a>
Type	WPD 232 2X185/2X185 BL
GTIN (EAN)	4050118516630
Qty.	1 pc(s).

Creation date January 10, 2022 10:36:54 PM CET

Catalogue status 17.12.2021 / We reserve the right to make technical changes.

**WPD 232 2X185/2X185 BL**
**Weidmüller Interface GmbH & Co. KG**

Klingenbergstraße 26

D-32758 Detmold

Germany

www.weidmueller.com

**Technical data**
**Dimensions and weights**

Depth	73.5 mm	Depth (inches)	2.894 inch
Height	105 mm	Height (inches)	4.134 inch
Width	67.6 mm	Width (inches)	2.661 inch
Net weight	405.6 g		

**Temperatures**

Storage temperature	-25 °C...55 °C	Continuous operating temp., min.	-50 °C
Continuous operating temp., max.	120 °C		

**Material data**

Material	Wemid	Colour	blue
UL 94 flammability rating	V-0		

**Rating data IECEx/ATEX**

Certificate No. (ATEX)	CNEX18ATEX0016U	Certificate No. (IECEX)	IECEXNEX18.0010U
Max. voltage (ATEX)	1100 V	Current (ATEX)	353 A
Wire cross section max. (ATEX)	185 mm <sup>2</sup>	Max. voltage (IECEX)	1100 V
Current (IECEX)	353 A		

**System specifications**

Version	Screw connection	End cover plate required	No
Number of potentials	1	Number of levels	1
Number of clamping points per level	4	PE connection	No

**Additional technical data**

Installation advice	Terminal rail / mounting plate	Type of mounting	Snap-on
---------------------	--------------------------------	------------------	---------

**General**

Installation advice	Terminal rail / mounting plate	Number of poles	1
Standards	IEC 60947-7-1, UL 1059, CSA		

**Rating data**

Rated cross-section	185 mm <sup>2</sup>	Rated voltage	1,000
Rated AC voltage	1,000 V	Rated DC voltage	1,000 V DC
Rated current	353 A	Standards	IEC 60947-7-1, UL 1059, CSA
Volume resistance according to IEC 60947-7-x	0.09 mΩ	Rated impulse withstand voltage	8 kV
Power loss in accordance with IEC 60947-7-x	11.3 W	Pollution severity	3
Surge voltage category	III		

**UL rating data**

Certificate No. (cURus)	E60693
-------------------------	--------

Creation date January 10, 2022 10:36:54 PM CET

Catalogue status 17.12.2021 / We reserve the right to make technical changes.

## WPD 232 2X185/2X185 BL

**Weidmüller Interface GmbH & Co. KG**

Klingenbergstraße 26

D-32758 Detmold

Germany

www.weidmueller.com

## Technical data

### Classifications

ETIM 6.0	EC000897	ETIM 7.0	EC000897
ETIM 8.0	EC000897	ECLASS 9.0	27-14-11-20
ECLASS 9.1	27-14-11-20	ECLASS 10.0	27-14-11-20
ECLASS 11.0	27-14-11-20		

### Important note

Product information You will find additional information in the downloadsection of the onlinecatalogue

### Approvals

Approvals



ROHS	Conform
UL File Number Search	E60693

### Downloads

Approval/Certificate/Document of Conformity	<a href="#">CB Certificate</a> <a href="#">FIMKO certificate</a> <a href="#">EAC EX Certificate</a> <a href="#">CCC Ex Certificate</a> <a href="#">ATEX Certificate</a> <a href="#">IECEX Certificate</a> <a href="#">DNV Certificate</a> <a href="#">CE Declaration of Conformity</a>
Engineering Data	<a href="#">CAD data – STEP</a>
Engineering Data	<a href="#">EPLAN</a>
User Documentation	<a href="#">DATA SHEET WPD 232</a> <a href="#">StorageConditionsTerminalBlocks</a> <a href="#">NTI WPD 232</a>
Catalogues	<a href="#">Catalogues in PDF-format</a>

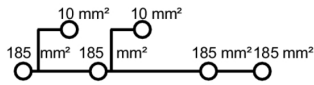
**Data sheet**

**WPD 232 2X185/2X185 BL**

**Weidmüller Interface GmbH & Co. KG**  
Klingenbergstraße 26  
D-32758 Detmold  
Germany

[www.weidmueller.com](http://www.weidmueller.com)

**Drawings**



## Power feed-in

### Screw connection

#### W-Series

#### WPD 132 1X185/1X185 GY



Width / Height / Depth	mm
max. current / max. conductor	A/mm <sup>2</sup>
max. clamping range	mm <sup>2</sup>

#### Technical data

Rated data	
Rated voltage	V
Rated current	A
for wire cross-section	mm <sup>2</sup>
Auxiliary connection 6 mm <sup>2</sup>	mm <sup>2</sup>
Rated impulse withstand voltage / Pollution severity	
Overvoltage category / UL 94 flammability rating	
Approvals	
Clamped conductors (H05V/H07V)	
Solid / Stranded	mm <sup>2</sup>
Auxiliary connection 6 mm <sup>2</sup>	mm <sup>2</sup>
Flexible with ferrule	mm <sup>2</sup>
Auxiliary connection 6 mm <sup>2</sup>	mm <sup>2</sup>
Stripping length / Blade size	mm/-
Auxiliary connection 6 mm <sup>2</sup>	mm/-
Tightening torque	Nm
<b>Note</b>	

#### Ordering data

Version	
	light grey
	blue
	green
	brown
	black
<b>Note</b>	

#### Accessories

Protective cover	
	light grey
End bracket	
	grey
	black
Screwdriver	
	SET
Identification systems	

#### WPD 132

**185 mm<sup>2</sup>**


37,5 / 73,5 / 105	
353 / 185	
25...185	

#### IEC 60947-7-1

IEC	UL	CSA	EN 60079-7
1000	1000	1000	1100
353	310	310	353
185	AWG 4...kcmil 350	AWG 4...kcmil 350	185
6	AWG 16...8	AWG 16...8	6
8 kV / 3			
III / V-0			

Rated connection	
95...185 / 95...185	
1.5...10 / 1.5...10	
25...150	
1.5...6	
29 / M18 (SW 10)	
10 / M4 (+/- PZ2)	
see appendix at the end of the chapter	

Type	Qty.	Order No.
WPD 132 1X185/1X185 GY	1	2502750000
WPD 132 1X185/1X185 BL	1	2502760000
WPD 132 1X185/1X185 GN	1	2502770000
WPD 132 1X185/1X185 BN	1	2502780000
WPD 132 1X185/1X185 BK	1	2502790000

Type	Qty.	Order No.
WPDPC X32 GY	12	2503380000
WEW 35/2 GR 7042	100	1859200000
AEB 35 SC/1 BK	50	2475310000
SK WSD-S 1,5-10,0	1	9008850000
DEK 5/5 MC NE WS	1000	1609801044
WS 8/5 MM WS	800	2007150000

#### WPD 232

**185 mm<sup>2</sup>**


67,6 / 73,5 / 105	
353 / 185	
25...185	

#### IEC 60947-7-1









IEC	UL	CSA	EN 60079-7
1000	1000	1000	1100
706	310	310	353
185	AWG 4...kcmil 350	AWG 4...kcmil 350	185
6	AWG 16...8	AWG 16...8	6
8 kV / 3			
III / V-0			







Rated connection	
95...185 / 95...185	
1.5...10 / 1.5...10	
25...150	
1.5...6	
29 / M18 (SW 10)	
10 / M4 (+/- PZ2)	
see appendix at the end of the chapter	

Type	Qty.	Order No.
WPD 232 2X185/2X185 GY	1	2502800000
WPD 232 2X185/2X185 BL	1	2502810000
WPD 232 2X185/2X185 GN	1	2502820000
WPD 232 2X185/2X185 BN	1	2502830000
WPD 232 2X185/2X185 BK	1	2502840000



Type	Qty.	Order No.
WPDPC X32 GY	12	2503380000
WEW 35/2 GR 7042	100	1859200000
AEB 35 SC/1 BK	50	2475310000
SK WSD-S 1,5-10,0	1	9008850000
DEK 5/5 MC NE WS	1000	1609801044
WS 8/5 MM WS	800	2007150000



Conductor connection data according to IEC 60947-7-1 (Cu), UL 1059 (AL+Cu)

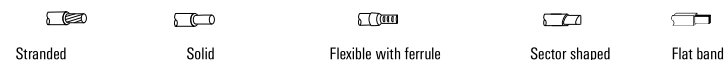
Input (x1) / Output (x1)	Copper			Aluminium	
					
185 mm <sup>2</sup>	25 Nm	25 Nm		30,9 Nm	30,9 Nm
150 mm <sup>2</sup>					
120 mm <sup>2</sup>					
95 mm <sup>2</sup>					
70 mm <sup>2</sup>	20 Nm			30,9 Nm	
50 mm <sup>2</sup>					
35 mm <sup>2</sup>					
25 mm <sup>2</sup>					
Flat band 10x15,5x0,8 mm				30,9 Nm	
max. current with 2 x 185 mm <sup>2</sup> (acc. to IEC)	706 A			284 A	
Stripping lengths	29 mm				
Allen screw	M18 (SW 10 mm)				

Input (x1) / Output (x1)	Copper		Aluminium	
				
350 kcmil	250Lb In.	250Lb In.	398Lb In.	398Lb In.
300 kcmil				
250 kcmil				
AWG 3/0				
AWG 2/0	200Lb In.			
AWG 1/0				
AWG 2				
AWG 4				
max. current with 1 x 185 mm <sup>2</sup> (acc. to UL)	310 A		250 A	
Stripping lengths	29 mm			
Allen screw	M18 (SW 10 mm)			

Auxiliary connection

Copper	
	
10 mm <sup>2</sup>	1,2 Nm
6 mm <sup>2</sup>	
4 mm <sup>2</sup>	
2.5 mm <sup>2</sup>	
1.5 mm <sup>2</sup>	
max. current	57 A
Stripping lengths	10 mm
screw	M4 (+/-PZ2)

Copper	
	
AWG 8	20.3Lb In.
AWG 10	
AWG 12	
AWG 14	
AWG 16	
max. current	57 A
Stripping lengths	10 mm
screw	M4 (+/- PZ2)



Diagrams

