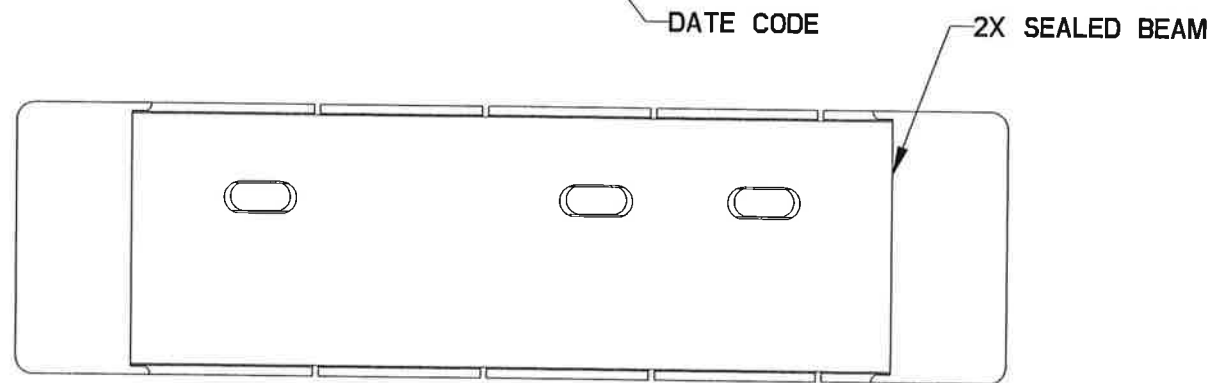
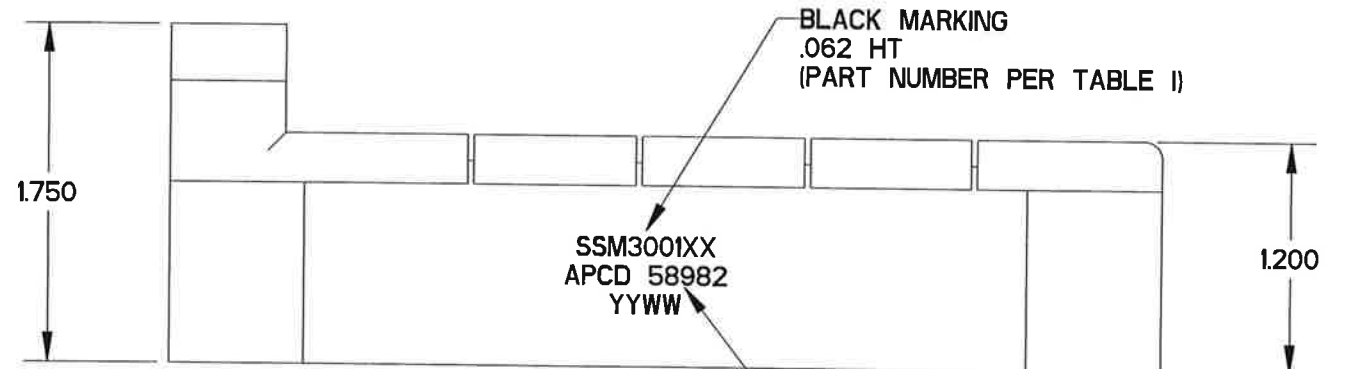
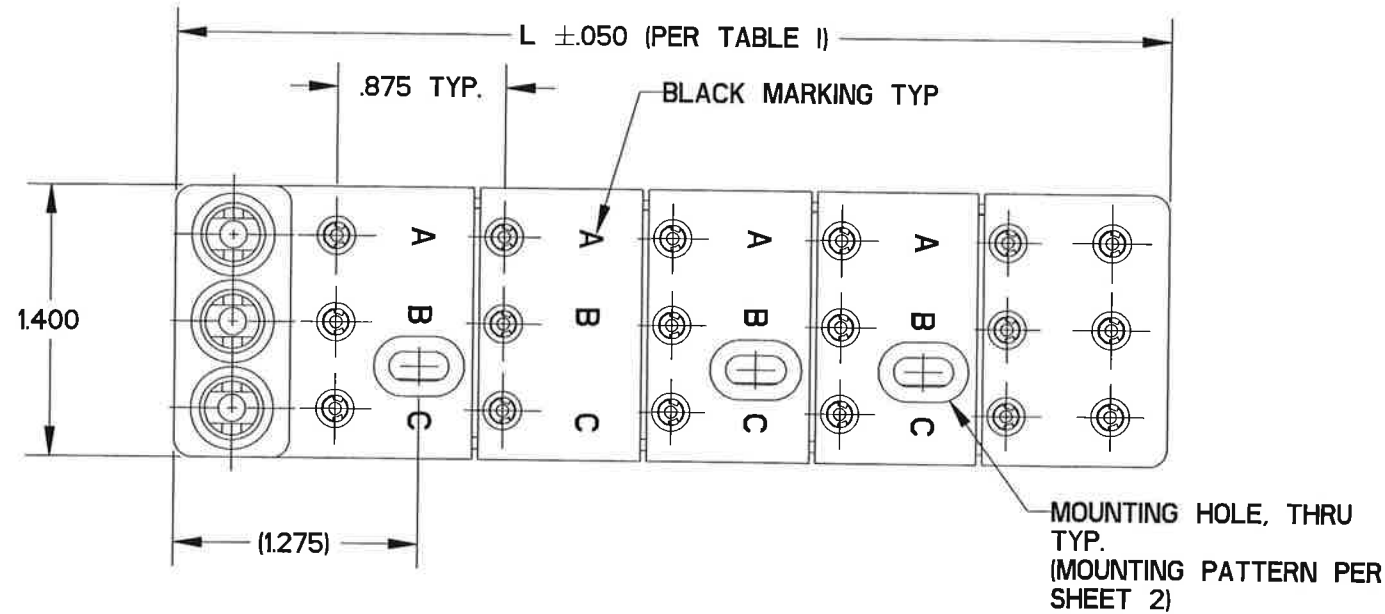


SSM300106

REV	ECN	APP'D
E	8843	MD 2/25/20



PART NUMBER SSM300106 SHOWN

TABLE I - ORDERING OPTIONS		
SSM P/N	NUMBER OF SIZE 16 PINS	LENGTH L
SSM300105	15	4.300
SSM300106	18	5.175
SSM300107	21	6.050
SSM300108	24	6.925
SSM300109	27	7.800
SSM300110	30	8.675
SSM300111	33	9.550
SSM300112	36	10.425
SSM300113	39	11.300
SSM300114	42	12.175
SSM300115	45	13.050
SSM300116	48	13.925
SSM300117	51	14.800
SSM300118	54	15.675
SSM300119	57	16.550
SSM300120	60	17.425
SSM300121	63	18.300
SSM300122	66	19.175
SSM300123	69	20.050
SSM300124	72	20.925
SSM300125	75	21.800
SSM300126	78	22.675
SSM300127	81	23.550
SSM300128	84	24.425
SSM300129	87	25.300
SSM300130	90	26.175
SSM300131	93	27.050
SSM300132	96	27.925
SSM300133	99	28.800
SSM300134	102	29.675
SSM300135	105	30.550
SSM300136	108	31.425

- NOTES:
- PART SHALL MATE WITH SOCKET CONTACTS  
 SIZE 8 - M39029/30-220  
 SIZE 16 - M39029/5-116
  - CONTACT RETENTION (WHEN MOUNTED VIA OVAL HOLES)  
 SIZE 8 - 55 LB. MIN  
 SIZE 16 - 30 LB. MIN

DIMENSIONS ANSI Y14.5M UNITS: INCHES Pro/E FILE	TOLERANCES .XX ±0.02 .XXX ±0.020 ANGLES ±2.0°	PROJECTION 	Amphenol Pcd CUSTOMER DRAWING		TITLE POWER BUS ASSEMBLY SINGLE INPUT		
			ENGR A CAHALY 12/13/19	CHKD 	SIZE B	CUSTOMER DWG NO. SSM300106	REV E
ORIGINAL	THIS DOCUMENT CONTAINS PROPRIETARY INFORMATION WHICH IS THE CONFIDENTIAL PROPERTY OF AMPHENOL PCD INC., BEVERLY, MA		APPD 	1/21/20	CODE: 58982	SCALE: 1:1	SHEET 1 OF 2

SSM300106

SSM300106

PART NO.

SSM300105

SSM300106

SSM300107

SSM300108

SSM300109

SSM300110

SSM300111

SSM300112

SSM300113

SSM300114

SSM300115

SSM300116

SSM300117

SSM300118

SSM300119

SSM300120

SSM300121

SSM300122

SSM300123

SSM300124

SSM300125

SSM300126

SSM300127

SSM300128

SSM300129

SSM300130

SSM300131


SSM300132

SSM300133

SSM300134

SSM300135

SSM300136



MOUNTING HOLE PATTERN  
SCALE 1:4

SSM300106

SIZE	CUSTOMER DWG NO.	REV
B	SSM300106	E
CODE: 58982	SCALE: 1:1	SHEET 2 OF 2