

WPD 103 2X70/2X50 BL**Weidmüller Interface GmbH & Co. KG**

Klingenbergstraße 26

D-32758 Detmold

Germany

www.weidmueller.com

Product image**Building installation wiring**

For building installations, we offer a complete system that revolves around the 10×3 copper rail and comprises perfectly coordinated components: from installation terminal blocks, neutral conductor terminal blocks and distribution terminal blocks to comprehensive accessories such as busbars and busbar holders.

General ordering data

Version	W-Series, Distribution block, Rated cross-section: Screw connection, Terminal rail / mounting plate
Order No.	1561780000
Type	WPD 103 2X70/2X50 BL
GTIN (EAN)	4050118366815
Qty.	3 pc(s).

WPD 103 2X70/2X50 BL

Weidmüller Interface GmbH & Co. KG

Klingenbergstraße 26

D-32758 Detmold

Germany

www.weidmueller.com

Technical data

Dimensions and weights

Depth	53.3 mm	Depth (inches)	2.098 inch
Height	63 mm	Height (inches)	2.48 inch
Width	32.8 mm	Width (inches)	1.291 inch
Net weight	171 g		

Temperatures

Storage temperature	-25 °C...55 °C	Continuous operating temp., min.	-50 °C
Continuous operating temp., max.	130 °C		

Environmental Product Compliance

REACH SVHC	Lead 7439-92-1
------------	----------------

Material data

Material	Wemid	Colour	blue
UL 94 flammability rating	V-0		

System specifications

Version	Screw connection	End cover plate required	No
Number of potentials	1	Number of levels	1
Number of clamping points per level	2	Number of potentials per tier	1
Levels cross-connected internally	Yes	PE connection	No
N-function	Yes	PE function	No
PEN function	No		

Additional technical data

Installation advice	Terminal rail / mounting plate	Open sides	closed
Snap-on	Yes	Type of mounting	Snap-on
With snap-in pegs	Yes		

Conductors for clamping (rated connection)

Connection direction	on side	Type of connection	Screw connection
----------------------	---------	--------------------	------------------

General

Installation advice	Terminal rail / mounting plate	Number of poles	1
Standards	IEC 60947-7-1, IEC 61238-1, VDE 0603-2		

Rating data

Rated voltage	1,000	Rated AC voltage	1,000 V
Rated DC voltage	1,000 V DC	Rated current	300 A
Standards	IEC 60947-7-1, IEC 61238-1, VDE 0603-2		

WPD 103 2X70/2X50 BL

Weidmüller Interface GmbH & Co. KG

Klingenbergstraße 26

D-32758 Detmold

Germany

www.weidmueller.com

Technical data

UL rating data

Certificate No. (cURus) E60693

Classifications

ETIM 6.0	EC000897	ETIM 7.0	EC000897
ETIM 8.0	EC000897	ECLASS 9.0	27-14-11-20
ECLASS 9.1	27-14-11-20	ECLASS 10.0	27-14-11-20
ECLASS 11.0	27-14-11-20		

Approvals

Approvals



ROHS Conform

UL File Number Search E60693

Downloads

Approval/Certificate/Document of Conformity	CB Certificate EAC certificate VDE Certificate VDE Certificate DNV Certificate CE Declaration of Conformity CE Declaration of Conformity all terminals
Engineering Data	CAD data – STEP
Engineering Data	EPLAN, WSCAD
User Documentation	StorageConditionsTerminalBlocks DATA SHEET WPD 103
Catalogues	Catalogues in PDF-format
Brochures	

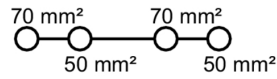
Data sheet

WPD 103 2X70/2X50 BL

Weidmüller Interface GmbH & Co. KG
Klingenbergstraße 26
D-32758 Detmold
Germany

www.weidmueller.com

Drawings



Power distribution

Screw connection

W-Series

WPD 103 2X70/2X50 GY



Width / Height / Depth	mm
max. current / max. conductor	A/mm ²
max. clamping range	mm ²

Technical data

Rated data		
Rated voltage		V
Rated current		A
for wire cross-section	70 mm ²	mm ²
Rated impulse withstand voltage / Pollution severity		
Overvoltage category / UL 94 flammability rating		
Approvals		
Clamped conductors (H05V/H07V)		
Solid / Stranded	70 mm ²	mm ²
	50 mm ²	mm ²
Flexible with ferrule	70 mm ²	mm ²
	50 mm ²	mm ²
Stripping length / Blade size	70 mm ²	mm/-
	50 mm ²	mm/-
Tightening torque		Nm

Note

Ordering data

Version	
	light grey
	blue
	green
	brown
	black

Note

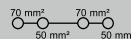
Accessories

End bracket	
	dark beige
	dark beige
Screwdriver	
	SET

WPD 103

70 mm²


32.9 / 53.1 / 63
192 / 70
6...70



IEC 60947-7-1, DIN EN 0603-3-1

IEC	UL	CSA	EN 60079-7
1000	600	600	
192	160	160	
70	AWG 10...2/0	AWG 10...2/0	
	8 kV / 3		
	III / V-0		

Rated connection

10...70 / 4...35
10...50 / 10...50
6...50
6...50
25 / M10 (SW 4)
20 / M8 (SW 4)
see appendix at the end of the chapter









Type	Qty.	Order No.
WPD 103 2X70/2X50 GY	3	1561770000
WPD 103 2X70/2X50 BL	3	1561780000
WPD 103 2X70/2X50 GN	3	1561790000
WPD 103 2X70/2X50 BN	3	1561820000
WPD 103 2X70/2X50 BK	3	1561830000

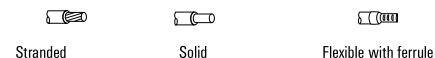
Type	Qty.	Order No.
WEW 35/2	100	1061200000
AEB 35 SC/1	50	1991920000
SK WSD-S 1,5-10,0	1	9008850000



Conductor connection data according to VDE 0603-2 (Cu), IEC 61238-1 Class A (Al)

Input (x2) / Output (x2)	Copper		Aluminium
2x70 mm ² (round conductor)			
70 mm ²	10 Nm	10 Nm	18 Nm
50 mm ²			10 Nm
35 mm ²			8 Nm
25 mm ²			6 Nm
16 mm ²			4 Nm
10 mm ²			
6 mm ²			
4 mm ²			
Stripping lengths	25 mm		
screw	M10 (SW 4 mm)		

Input (x2) / Output (x2)	Copper		Aluminium
2x90 mm ² (round conductor)			
70 mm ²	6 Nm	6 Nm	
50 mm ²			10 Nm
35 mm ²			8 Nm
25 mm ²			6 Nm
16 mm ²			4 Nm
10 mm ²			
6 mm ²			
4 mm ²			
Stripping lengths	20 mm		
screw	M8 (SW 4 mm)		



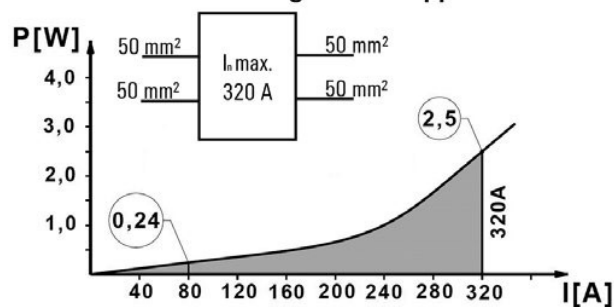
CSA rating data according to CSA 22.2 No. 158

Certificate No. (cURus)	XCFR8.E60693	
Voltage size B,C (cURus) - Cu	600 V	
	Current size B,C (cURus) - CU / CU / Tightening torque	
	Line	Load
AWG 2/0	160 A / 10 Nm	150 A / 6 Nm
AWG 1/0		
AWG 2		
AWG 4		
AWG 6		
AWG 8		
AWG 10		

Voltage size C (cURus) - AL	600 V	
	Current size B,C (cURus) - AL / AL / Tightening torque	
	Line	Load
AWG 2/0	135 A / 18 Nm	
AWG 1/0	120 A / 10 Nm	135 A / 10 Nm
AWG 2	90 A / 8 Nm	120 A / 10 Nm
AWG 4	65 A / 6 Nm	90 A / 8 Nm
AWG 6	50 A / 4 Nm	
AWG 8		
AWG 10		



WPD 103
Power loss diagram for copper conductor



*max. current at 2 x 50 mm² (according to IEC)

