

**WPD 130 1X50/1X50 GN****Weidmüller Interface GmbH & Co. KG**

Klingenbergstraße 26

D-32758 Detmold

Germany

www.weidmueller.com

**Product image****Power feed-in**

Our wide range of W-Series terminal blocks with our WPD main line branch terminals, which are optimised to guarantee both convenience and space gains, ensures a secure and convenient connection at the power feed-in.

**General ordering data**

Version	W-Series, Distribution block, Rated cross-section: 50 mm <sup>2</sup> , Terminal rail / mounting plate
Order No.	<a href="#">2502550000</a>
Type	WPD 130 1X50/1X50 GN
GTIN (EAN)	4050118516272
Qty.	9 pc(s).

## WPD 130 1X50/1X50 GN

**Weidmüller Interface GmbH & Co. KG**

Klingenbergstraße 26

D-32758 Detmold

Germany

www.weidmueller.com

## Technical data

### Dimensions and weights

Depth	45 mm	Depth (inches)	1.772 inch
Height	70 mm	Height (inches)	2.756 inch
Width	22 mm	Width (inches)	0.866 inch
Net weight	39 g		

### Temperatures

Storage temperature	-25 °C...55 °C	Continuous operating temp., min.	-50 °C
Continuous operating temp., max.	120 °C		

### Material data

Material	Wemid	Colour	green
UL 94 flammability rating	V-0		

### Rating data IECEx/ATEX

Certificate No. (ATEX)	CNEX18ATEX0016U	Certificate No. (IECEX)	IECEXNEX18.0010U
Max. voltage (ATEX)	880 V	Current (ATEX)	150 A
Wire cross section max. (ATEX)	50 mm <sup>2</sup>	Max. voltage (IECEX)	880 V
Current (IECEX)	150 A		

### System specifications

Version	Screw connection	End cover plate required	No
Number of potentials	1	Number of levels	1
Number of clamping points per level	2	Levels cross-connected internally	No

### Additional technical data

Installation advice	Terminal rail / mounting plate	Type of mounting	Snap-on
---------------------	--------------------------------	------------------	---------

### General

Installation advice	Terminal rail / mounting plate	Number of poles	1
Standards	IEC 60947-7-1, UL 1059, CSA		

### Rating data

Rated cross-section	50 mm <sup>2</sup>	Rated voltage	1,000
Rated AC voltage	1,000 V	Rated DC voltage	1,000 V DC
Rated current	150 A	Standards	IEC 60947-7-1, UL 1059, CSA
Volume resistance according to IEC 60947-7-x	0.21 mΩ	Rated impulse withstand voltage	8 kV
Power loss in accordance with IEC 60947-7-x	4.8 W	Pollution severity	3
Surge voltage category	III		

### UL rating data

Certificate No. (cURus)	E60693
-------------------------	--------

Creation date January 10, 2022 10:08:43 PM CET

## WPD 130 1X50/1X50 GN

Weidmüller Interface GmbH &amp; Co. KG

Klingenbergstraße 26

D-32758 Detmold

Germany

www.weidmueller.com

## Technical data

## Classifications

ETIM 6.0	EC000897	ETIM 7.0	EC000897
ETIM 8.0	EC000897	ECLASS 9.0	27-14-11-20
ECLASS 9.1	27-14-11-20	ECLASS 10.0	27-14-11-20
ECLASS 11.0	27-14-11-20		

## Important note

Product information You will find additional information in the downloadsection of the onlinecatalogue

## Approvals

Approvals



ROHS	Conform
UL File Number Search	E60693

## Downloads

Approval/Certificate/Document of Conformity	<a href="#">CB Certificate</a> <a href="#">FIMKO certificate</a> <a href="#">EAC EX Certificate</a> <a href="#">CCC Ex Certificate</a> <a href="#">ATEX Certificate</a> <a href="#">IECEX Certificate</a> <a href="#">DNV Certificate</a> <a href="#">CE Declaration of Conformity</a>
Engineering Data	<a href="#">CAD data – STEP</a>
Engineering Data	<a href="#">EPLAN</a>
User Documentation	<a href="#">DATA SHEET WPD 130</a> <a href="#">StorageConditionsTerminalBlocks</a> <a href="#">NTI WPD 130</a>
Catalogues	<a href="#">Catalogues in PDF-format</a>


**Data sheet**

**WPD 130 1X50/1X50 GN**

**Weidmüller Interface GmbH & Co. KG**  
Klingenbergstraße 26  
D-32758 Detmold  
Germany

[www.weidmueller.com](http://www.weidmueller.com)

**Drawings**



## Power feed-in Screw connection

### W-Series WPD 130 1X50/1X50 GY



Width / Height / Depth	mm
max. current / max. conductor	A/mm <sup>2</sup>
max. clamping range	mm <sup>2</sup>

#### Technical data

<b>Rated data</b>	
Rated voltage	V
Rated current	A
for wire cross-section	mm <sup>2</sup>
Rated impulse withstand voltage / Pollution severity	
Overvoltage category / UL 94 flammability rating	
Approvals	
<b>Clamped conductors (H05V/H07V)</b>	
Solid / Stranded	mm <sup>2</sup>
Flexible with ferrule	mm <sup>2</sup>
Stripping length / Blade size	mm/-
Tightening torque	Nm
<b>Note</b>	

#### Ordering data

<b>Version</b>	
	light grey
	blue
	green
	brown
	black
	brown / black / light grey
	green / light grey / blue
<b>Note</b>	

#### Accessories

<b>Protective cover</b>	
	light grey
<b>End bracket</b>	
	grey
	black
<b>Screwdriver</b>	
	SET
<b>Identification systems</b>	

### WPD 130

50 mm<sup>2</sup>

22 / 45 / 70	50 mm <sup>2</sup> 50 mm <sup>2</sup>
150 / 50	
4...50	

#### IEC 60947-7-1

IEC	UL	CSA	EN 60079-7
1000	1000	1000	880
150	150	150	150
50	AWG 12...1/0	AWG 12...1/0	50
8 kV / 3			
III / V-0			

#### Bemessungsanschluss

6...50 / 6...50
4...35
16 / M10 (SW 5 mm)
see appendix at the end of the chapter

Type	Qty.	Order No.
WPD 130 1X50/1X50 GY	9	2502530000
WPD 130 1X50/1X50 BL	9	2502540000
WPD 130 1X50/1X50 GN	9	2502550000
WPD 130 1X50/1X50 BN	9	2502560000
WPD 130 1X50/1X50 BK	9	2502570000

Type	Qty.	Order No.
WPDPC X30 GY	54	2503330000
WEW 35/2 GR 7042	100	1859200000
AEB 35 SC/1 BK	50	2475310000
SK WSD-S 1,5-10,0	1	9008850000
DEK 5/5 MC NE WS	1000	1609801044
WS 8/5 MM WS	800	2007150000

### WPD 230

50 mm<sup>2</sup>

35,6 / 45 / 70	50 mm <sup>2</sup> 50 mm <sup>2</sup> 50 mm <sup>2</sup> 50 mm <sup>2</sup>
150 / 50	
4...50	

#### IEC 60947-7-1

IEC	UL	CSA	EN 60079-7
1000	1000	1000	880
300	150	150	150
50	AWG 12...1/0	AWG 12...1/0	50
8 kV / 3			
III / V-0			

#### Rated connection

6...50 / 6...50
4...35
16 / M10 (SW 5 mm)
see appendix at the end of the chapter

Type	Qty.	Order No.
WPD 230 2X50/2X50 GY	5	2502580000
WPD 230 2X50/2X50 BL	5	2502590000
WPD 230 2X50/2X50 GN	5	2502600000
WPD 230 2X50/2X50 BN	5	2502610000
WPD 230 2X50/2X50 BK	5	2502950000

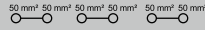
Type	Qty.	Order No.
WPDPC X30 GY	54	2503330000
WEW 35/2 GR 7042	100	1859200000
AEB 35 SC/1 BK	50	2475310000
SK WSD-S 1,5-10,0	1	9008850000
DEK 5/5 MC NE WS	1000	1609801044
WS 8/5 MM WS	800	2007150000

WPD 330

50 mm<sup>2</sup>



56,5 / 45 / 70  
150 / 50  
4...50



IEC 60947-7-1

IEC	UL	CSA	EN 60079-7
1000	1000	1000	880
150	150	150	150
50	AWG 12...1/0	AWG 12...1/0	50
8 kV / 3			
III / V-0			

Rated connection

6...50 / 6...50

4...35

16 / M10 (SW 5 mm)

see appendix at the end of the chapter

Type	Qty.	Order No.
WPD 330 3X50/3X50 3XGY	3	2502620000
WPD 330 3X50/3X50 1XBN/1XBK/1XGY	3	2502650000
WPD 330 1XGY/1XBL/1XGN	3	2502640000

Type	Qty.	Order No.
WPDPC X30 GY	54	2503330000
WEW 35/2 GR 7042	100	1859200000
AEB 35 SC/1 BK	50	2475310000
SK WSD-S 1,5-10,0	1	9008850000
DEK 5/5 MC NE WS	1000	1609801044
WS 8/5 MM WS	800	2007150000





Application range





B



**Power feed-in**  
**Screw connection**

**Conductor connection data according to IEC 60947-7-1 (Cu), UL 1059 (AL+Cu)**

Input (x1) / Output (x1)	Copper		Aluminium	
				
50 mm <sup>2</sup>	10 Nm	10 Nm	14 Nm	14 Nm
35 mm <sup>2</sup>			14 Nm	14 Nm
25 mm <sup>2</sup>			12 Nm	10 Nm
16 mm <sup>2</sup>	8 Nm	8 Nm	10 Nm	10 Nm
10 mm <sup>2</sup>	6 Nm	6 Nm		
6 mm <sup>2</sup>				
4 mm <sup>2</sup>				
max. current with 2 x 50 mm <sup>2</sup> (acc. to IEC)	300 A		270 A	
Stripping lengths	16 mm			
Allen screw	M10 (SW 5 mm)			

Input (x1) / Output (x1)	Copper		Aluminium	
				
AWG 1/0	123.9Lb In.	123.9Lb In.	123.9Lb In.	123.9Lb In.
AWG 2			123.9Lb In.	123.9Lb In.
AWG 4			123.9Lb In.	123.9Lb In.
AWG 6			123.9Lb In.	123.9Lb In.
AWG 8			123.9Lb In.	123.9Lb In.
AWG 10			123.9Lb In.	123.9Lb In.
AWG 12				
max. current at 1 x 50 mm <sup>2</sup> (acc. to UL)	150 A		120 A	
Stripping lengths	16 mm			
Allen screw	M10 (SW 5 mm)			



**Diagrams**

