

## Panel feed-through terminal block - HDFKV 25-TWIN-DP - 0709631

Please be informed that the data shown in this PDF Document is generated from our Online Catalog. Please find the complete data in the user's documentation. Our General Terms of Use for Downloads are valid (<http://phoenixcontact.com/download>)




The illustration shows version  
HDFKV 25-TWIN

Panel feed-through terminal block, Connection method: Screw connection, Screw connection, Load current : 125 A, Cross section: 6 mm<sup>2</sup> - 35 mm<sup>2</sup>, AWG 10 - 2, Width: 15.1 mm, Color: gray



### Key Commercial Data

Packing unit	1 pc
GTIN	 4 017918 117078
Weight per Piece (excluding packing)	91.66 g
Custom tariff number	85369010
Country of origin	Germany

### Technical data

#### General

Number of levels	1
Number of connections	2
Nominal cross section	25 mm <sup>2</sup>
Color	gray
Insulating material	PA
Flammability rating according to UL 94	V2
Rated surge voltage	6 kV
Pollution degree	3
Overvoltage category	III
Insulating material group	I
Connection in acc. with standard	IEC 60947-7-1

# Panel feed-through terminal block - HDFKV 25-TWIN-DP - 0709631

## Technical data

### General

Nominal current $I_N$	101 A (the maximum load current must not be exceeded by the total current of the connected conductors)
Maximum load current	125 A
Nominal voltage $U_N$	500 V
Open side panel	nein
Number of positions	1

### Dimensions

Width	15.1 mm
-------	---------

### Connection data

Note	Terminal sleeve
Connection side	Level 1 ext. 1
Connection method	Screw connection
Conductor cross section solid min.	6 mm <sup>2</sup>
Conductor cross section solid max.	35 mm <sup>2</sup>
Conductor cross section flexible min.	10 mm <sup>2</sup>
Conductor cross section flexible max.	25 mm <sup>2</sup>
Conductor cross section AWG min.	10
Conductor cross section AWG max.	2
Conductor cross section flexible, with ferrule without plastic sleeve min.	4 mm <sup>2</sup>
Conductor cross section flexible, with ferrule without plastic sleeve max.	25 mm <sup>2</sup>
Conductor cross section flexible, with ferrule with plastic sleeve min.	4 mm <sup>2</sup>
Conductor cross section flexible, with ferrule with plastic sleeve max.	25 mm <sup>2</sup>
2 conductors with same cross section, solid min.	2.5 mm <sup>2</sup>
2 conductors with same cross section, solid max.	10 mm <sup>2</sup>
2 conductors with same cross section, stranded min.	4 mm <sup>2</sup>
2 conductors with same cross section, stranded max.	10 mm <sup>2</sup>
2 conductors with same cross section, stranded, ferrules without plastic sleeve, min.	2.5 mm <sup>2</sup>
2 conductors with same cross section, stranded, ferrules without plastic sleeve, max.	10 mm <sup>2</sup>
2 conductors with same cross section, stranded, TWIN ferrules with plastic sleeve, min.	2.5 mm <sup>2</sup>
2 conductors with same cross section, stranded, TWIN ferrules with plastic sleeve, max.	10 mm <sup>2</sup>
Stripping length	19 mm
Internal cylindrical gage	B8
Screw thread	M5
Tightening torque, min	4 Nm

# Panel feed-through terminal block - HDFKV 25-TWIN-DP - 0709631

## Technical data

### Connection data

Tightening torque max	4.5 Nm
Connection side	Level 1 int. 1
Connection method	Screw connection
Conductor cross section solid min.	6 mm <sup>2</sup>
Conductor cross section solid max.	35 mm <sup>2</sup>
Conductor cross section flexible min.	10 mm <sup>2</sup>
Conductor cross section flexible max.	25 mm <sup>2</sup>
Conductor cross section AWG min.	10
Conductor cross section AWG max.	2
Internal cylindrical gage	B8

### Standards and Regulations

Connection in acc. with standard	CSA
	IEC 60947-7-1
	IEC / EN
Flammability rating according to UL 94	V2

## Classifications

### eCl@ss

eCl@ss 4.0	27141131
eCl@ss 4.1	27141131
eCl@ss 5.0	27141134
eCl@ss 5.1	27141134
eCl@ss 6.0	27141134
eCl@ss 7.0	27141134
eCl@ss 8.0	27141134

### ETIM

ETIM 2.0	EC001283
ETIM 3.0	EC001283
ETIM 4.0	EC001283
ETIM 5.0	EC001283

### UNSPSC

UNSPSC 6.01	30211811
UNSPSC 7.0901	39121410
UNSPSC 11	39121410

# Panel feed-through terminal block - HDFKV 25-TWIN-DP - 0709631

## Classifications

### UNSPSC

UNSPSC 12.01	39121410
UNSPSC 13.2	39121410

## Approvals

### Approvals

---

#### Approvals

UL Recognized / CSA / EAC

---


#### Ex Approvals


---

#### Approvals submitted

---

## Approval details

UL Recognized 		
	B	C
mm <sup>2</sup> /AWG/kcmil	8-2	8-2
Nominal current I <sub>N</sub>	115 A	115 A
Nominal voltage U <sub>N</sub>	600 V	600 V

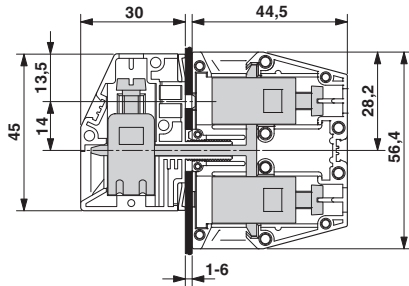
CSA 		
	B	C
mm <sup>2</sup> /AWG/kcmil	8-4	8-4
Nominal current I <sub>N</sub>	100 A	100 A
Nominal voltage U <sub>N</sub>	600 V	600 V

EAC
-----

## Drawings

# Panel feed-through terminal block - HDFKV 25-TWIN-DP - 0709631

Dimensional drawing



Drilling diagram

