



DFK-PC 5/10-STF-7,62

Order No.: 1716690



<http://eshop.phoenixcontact.de/phoenix/treeViewClick.do?UID=1716690>

Plug component, Nominal current: 41 A, Rated voltage (III/2): 1000 V, Number of positions: 10, Pitch: 7.62 mm, Color: green, Metal surface: Sn

Commercial data	
GTIN (EAN)	
Note	Made-to-order
sales group	E523
Pack	10 pcs.
Customs tariff	85366990
Catalog page information	Page 403 (CC-2009)

Product notes

WEEE/RoHS-compliant since: 04/19/2006



<http://www.download.phoenixcontact.com>
Please note that the data given here has been taken from the online catalog. For comprehensive information and data, please refer to the user documentation. The General Terms and Conditions of Use apply to Internet downloads.

Technical data	
Dimensions / positions	
Pitch	7.62 mm
Dimension a	68.58 mm
Number of positions	10
Screw thread	M3

Tightening torque, min	0.7 Nm
Tightening torque max	0.8 Nm

Technical data

Range of articles	DFK-PC 5/...-STF
Insulating material group	I
Rated surge voltage (III/3)	8 kV
Rated surge voltage (III/2)	8 kV
Rated surge voltage (II/2)	6 kV
Rated voltage (III/2)	1000 V
Rated voltage (II/2)	1000 V
Connection in acc. with standard	EN-VDE
Nominal current I_N	41 A
Nominal voltage U_N	1000 V
Nominal cross section	10 mm ²
Maximum load current	41 A
Insulating material	PA
Inflammability class acc. to UL 94	V0
Stripping length	10 mm
Nominal voltage, UL/CUL Use Group B	600 V
Nominal current, UL/CUL Use Group B	41 A
Nominal voltage, UL/CUL Use Group C	600 V
Nominal current, UL/CUL Use Group C	41 A

Connection data

Conductor cross section solid min.	0.2 mm ²
Conductor cross section solid max.	10 mm ²
Conductor cross section stranded min.	0.2 mm ²
Conductor cross section stranded max.	6 mm ²
Conductor cross section stranded, with ferrule without plastic sleeve min.	0.25 mm ²
Conductor cross section stranded, with ferrule without plastic sleeve max.	6 mm ²
Conductor cross section stranded, with ferrule with plastic sleeve min.	0.25 mm ²
Conductor cross section stranded, with ferrule with plastic sleeve max.	4 mm ²
Conductor cross section AWG/kcmil min.	24

Conductor cross section AWG/kcmil max	10
2 conductors with same cross section, solid min.	0.2 mm ²
2 conductors with same cross section, solid max.	2.5 mm ²
2 conductors with same cross section, stranded min.	0.2 mm ²
2 conductors with same cross section, stranded max.	4 mm ²
2 conductors with same cross section, stranded, ferrules without plastic sleeve, min.	0.25 mm ²
2 conductors with same cross section, stranded, ferrules without plastic sleeve, max.	1.5 mm ²
2 conductors with same cross section, stranded, TWIN ferrules with plastic sleeve, min.	0.25 mm ²
2 conductors with same cross section, stranded, TWIN ferrules with plastic sleeve, max.	2.5 mm ²
Minimum AWG according to UL/CUL	24
Maximum AWG according to UL/CUL	8

Certificates / Approvals

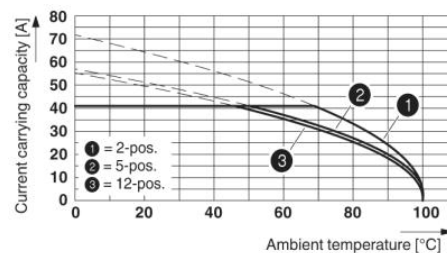
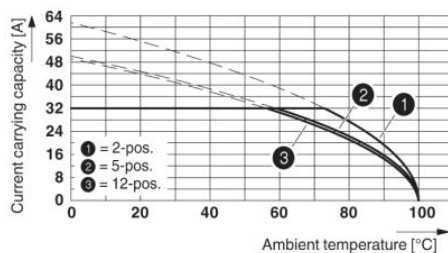


Certification

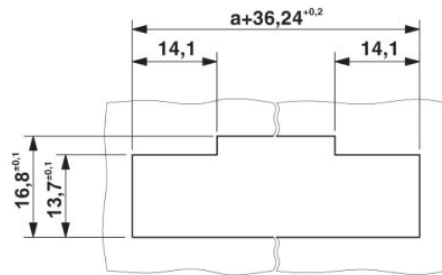
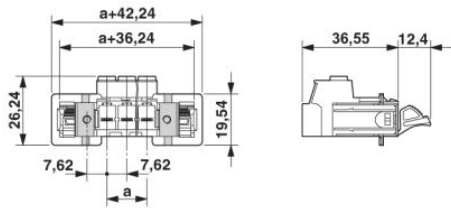
CUL, UL

Diagrams/Drawings

Diagram

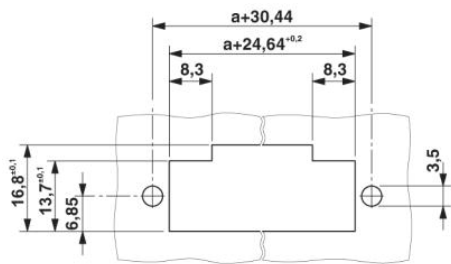


Dimensioned drawing



Sheet metal cutout for snap-on.

Sheet metal cutout for screw connection.



Address

PHOENIX CONTACT Deutschland GmbH
Flachmarktstr. 8
32825 Blomberg, Germany
Phone +49 5235 3 12000
Fax +49 5235 3 41200
<http://www.phoenixcontact.de>



© 2010 Phoenix Contact
Technical modifications reserved;