

Feed-through terminal block - HDFK 10 - 0707073

Please be informed that the data shown in this PDF Document is generated from our Online Catalog. Please find the complete data in the user's documentation. Our General Terms of Use for Downloads are valid (<http://download.phoenixcontact.com>)




Feed-through terminal block, Connection method: Screw connection, Load current : 76 A, Cross section: 0.5 mm² - 16 mm², AWG 20 - 8, Connection direction of the conductor to plug-in direction: 0 °, Width: 10.1 mm, Color: gray

Product description

Feed-through terminal block, Connection method: Screw connection, Load current : 76 A, Cross section: 0.5 mm² - 16 mm², AWG 20 - 8, Connection direction of the conductor to plug-in direction: 0 °, Width: 10.1 mm, Color: gray



Key commercial data

Packing unit	1
Minimum order quantity	50
Catalog page	Page 627 (CC-2009)
GTIN	 4 017918 003852
Weight per piece (including packing)	0.0 GRM
Weight per Piece (excluding packing)	21.04 GRM
Country of origin	GREECE

Technical data

General

Number of levels	1
Number of connections	2
Color	gray
Insulating material	PA
Inflammability class according to UL 94	V0

Dimensions

Width	10.1 mm
-------	---------

Technical data

Rated surge voltage	6 kV
Pollution degree	3
Surge voltage category	III
Insulating material group	I

Feed-through terminal block - HDFK 10 - 0707073

Technical data

Technical data

Connection in acc. with standard	IEC 60947-7-1
Nominal current I _N	57 A
Nominal voltage U _N	400 V (With metal panels of 1 mm ... 2.5 mm)
Nominal voltage U _N	250 V (With metal panels over 2.5 mm ... 4 mm)
Nominal voltage U _N	400 V (With plastic panels of 1 mm ... 4 mm)

Connection data

Conductor cross section solid min.	0.5 mm ²
Conductor cross section solid max.	16 mm ²
Conductor cross section stranded min.	0.5 mm ²
Conductor cross section stranded max.	10 mm ²
Conductor cross section AWG/kcmil min.	20
Conductor cross section AWG/kcmil max	6
Conductor cross section stranded, with ferrule without plastic sleeve min.	0.5 mm ²
Conductor cross section stranded, with ferrule without plastic sleeve max.	10 mm ²
Conductor cross section stranded, with ferrule with plastic sleeve min.	0.5 mm ²
Conductor cross section stranded, with ferrule with plastic sleeve max.	10 mm ²
2 conductors with same cross section, solid min.	0.5 mm ²
2 conductors with same cross section, solid max.	4 mm ²
2 conductors with same cross section, stranded min.	0.5 mm ²
2 conductors with same cross section, stranded max.	4 mm ²
2 conductors with same cross section, stranded, ferrules without plastic sleeve, min.	0.5 mm ²
2 conductors with same cross section, stranded, ferrules without plastic sleeve, max.	2.5 mm ²
2 conductors with same cross section, stranded, TWIN ferrules with plastic sleeve, min.	0.5 mm ²
2 conductors with same cross section, stranded, TWIN ferrules with plastic sleeve, max.	6 mm ²
Cross section with insertion bridge, solid max.	10 mm ²
Cross section with insertion bridge, stranded max.	10 mm ²
Connection method	Screw connection
Stripping length	10 mm
Internal cylindrical gage	B 6
Screw thread	M4
Tightening torque, min	1.5 Nm
Tightening torque max	1.8 Nm

Classifications

eClass

eClass 4.0	27141131
------------	----------

Feed-through terminal block - HDFK 10 - 0707073

Classifications

eClass

eClass 4.1	27141131
eClass 5.0	27141134
eClass 5.1	27141134
eClass 6.0	27141134

etim

ETIM 2.0	EC001283
ETIM 3.0	EC001283
ETIM 4.0	EC001283

unspsc

UNSPSC 6.01	30211811
UNSPSC 7.0901	39121410
UNSPSC 11	39121410
UNSPSC 12.01	39121410
UNSPSC 13.2	39121410

Approvals

Certificates

Certification

CSA / UL Recognized / KEMA-KEUR / cUL Recognized / GOST / PRS / IECCEB Scheme / GOST / cULus Recognized

Certification EX

Certification submitted

Approval details

CSA	
mm ² /AWG/kcmil	22-6
Nominal current I _N	65 A
Nominal voltage U _N	300 V

UL Recognized			
	B	C	D
mm ² /AWG/kcmil	24-6	24-6	24-6
Nominal current I _N	65 A	65 A	10 A

Feed-through terminal block - HDFK 10 - 0707073

Approvals

	B	C	D
Nominal voltage UN	300 V	150 V	300 V

KEMA-KEUR	
mm ² /AWG/kcmil	10
Nominal current I _N	57 A
Nominal voltage UN	250 V

cUL Recognized			
	B	C	D
mm ² /AWG/kcmil	24-6	24-6	24-6
Nominal current I _N	65 A	65 A	10 A
Nominal voltage UN	300 V	150 V	300 V

GOST

PRS

IECEE CB Scheme	
mm ² /AWG/kcmil	10
Nominal current I _N	57 A
Nominal voltage UN	250 V

GOST

cULus Recognized

Accessories

Accessories

Bridges

Insertion bridge - EB 2-10 - 0203153

Insertion bridge, Number of positions: 2, Color: gray



Feed-through terminal block - HDFK 10 - 0707073

Accessories

Insertion bridge - EB 3-10 - 0203328

Insertion bridge, Number of positions: 3, Color: gray



Insertion bridge - EB 10-10 - 0203137

Insertion bridge, Number of positions: 10, Color: gray



Marking

Zack marker strip - ZB 8:UNBEDRUCKT - 1052002

Zack marker strip, Strip, white, Unlabeled, Can be labeled with: Plotter, Mounting type: Snap into tall marker groove, For term



Tools

Screwdriver - SZS 1,0X4,0 VDE - 1205066

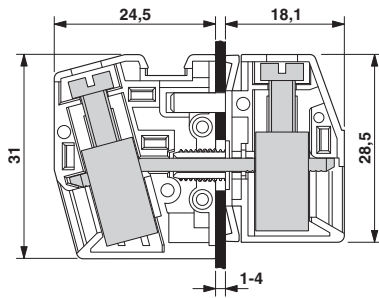
Screwdriver, bladed, VDE insulated, size: 1.0 x 4.0 x 100 mm, 2-component grip, with non-slip grip



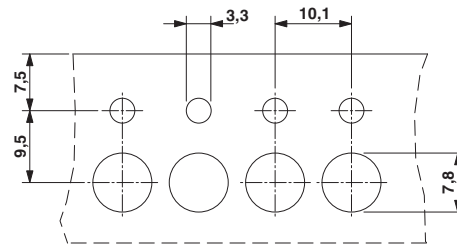
Drawings

Feed-through terminal block - HDFK 10 - 0707073

Dimensioned drawing



Dimensioned drawing



© Phoenix Contact 2012 - all rights reserved
<http://www.phoenixcontact.com>