

Feed-through terminal block - HDFKV 25 - 0709039

Please be informed that the data shown in this PDF Document is generated from our Online Catalog. Please find the complete data in the user's documentation. Our General Terms of Use for Downloads are valid (<http://download.phoenixcontact.com>)



Feed-through terminal block, Connection method: Screw connection, Load current : 125 A, Cross section: 6 mm² - 35 mm², AWG 8 - 3, Connection direction of the conductor to plug-in direction: 90 °, Width: 15.1 mm, Color: gray



Key commercial data

Packing unit	1
Minimum order quantity	1
Catalog page	Page 632 (CC-2009)
GTIN	 4 017918 004897
Custom tariff number	85369010
Country of origin	GREECE

Technical data

General

Number of levels	1
Number of connections	2
Color	gray
Insulating material	PA
Inflammability class according to UL 94	V0

Dimensions

Width	15.1 mm
-------	---------

Technical data

Maximum load current	125 A
Rated surge voltage	6 kV
Pollution degree	3
Surge voltage category	III
Insulating material group	I
Connection in acc. with standard	IEC 60947-7-1
Nominal current I _N	101 A
Nominal voltage U _N	500 V

Feed-through terminal block - HDFKV 25 - 0709039

Technical data

Technical data

Open side panel	nein
-----------------	------

Connection data

Note	Note: Product releases, connection cross sections and notes on connecting aluminum cables can be found in the download area.
Conductor cross section solid min.	6 mm ²
Conductor cross section solid max.	35 mm ²
Conductor cross section stranded min.	10 mm ²
Conductor cross section stranded max.	25 mm ²
Conductor cross section AWG/kcmil min.	10
Conductor cross section AWG/kcmil max	2
Conductor cross section stranded, with ferrule without plastic sleeve min.	4 mm ²
Conductor cross section stranded, with ferrule without plastic sleeve max.	25 mm ²
Conductor cross section stranded, with ferrule with plastic sleeve min.	4 mm ²
Conductor cross section stranded, with ferrule with plastic sleeve max.	25 mm ²
2 conductors with same cross section, solid min.	2.5 mm ²
2 conductors with same cross section, solid max.	10 mm ²
2 conductors with same cross section, stranded min.	4 mm ²
2 conductors with same cross section, stranded max.	10 mm ²
2 conductors with same cross section, stranded, ferrules without plastic sleeve, min.	2.5 mm ²
2 conductors with same cross section, stranded, ferrules without plastic sleeve, max.	10 mm ²
2 conductors with same cross section, stranded, TWIN ferrules with plastic sleeve, min.	2.5 mm ²
2 conductors with same cross section, stranded, TWIN ferrules with plastic sleeve, max.	10 mm ²
Connection method	Screw connection
Stripping length	19 mm
Internal cylindrical gage	B8
Screw thread	M5
Tightening torque, min	4 Nm
Tightening torque max	4.5 Nm

Classifications

eClass

eCl@ss 4.0	27141131
eCl@ss 4.1	27141131
eCl@ss 5.0	27141134
eCl@ss 5.1	27141134
eCl@ss 6.0	27141134

Feed-through terminal block - HDFKV 25 - 0709039

Classifications

eclass

eCl@ss 7.0	27141134
------------	----------

etim

ETIM 2.0	EC001283
ETIM 3.0	EC001283
ETIM 4.0	EC001283
ETIM 5.0	EC001283

unspsc

UNSPSC 6.01	30211811
UNSPSC 7.0901	39121410
UNSPSC 11	39121410
UNSPSC 12.01	39121410
UNSPSC 13.2	39121410

Approvals

Approvals


Approvals


CSA / UL Recognized / KEMA-KEUR / GOST / PRS / CCA / IECCEB Scheme / GOST

Ex Approvals

Approvals submitted

Approval details



CSA 	
mm ² /AWG/kcmil	8-4
Nominal current I _N	100 A
Nominal voltage U _N	600 V

UL Recognized 		
	B	C
mm ² /AWG/kcmil	8-2	8-2

Feed-through terminal block - HDFKV 25 - 0709039

Approvals

	B	C
Nominal current IN	115 A	115 A
Nominal voltage UN	600 V	600 V



Accessories

Accessories

Tools

Screwdriver - SZS 1,0X6,5 VDE - 1205079

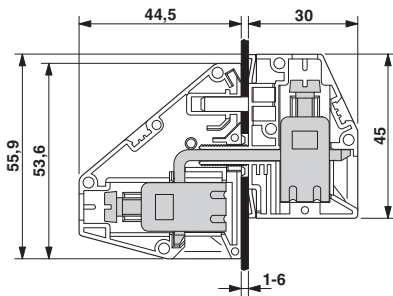


Screwdriver, bladed, VDE insulated, size: 1.0 x 6.5 x 150 mm, 2-component grip, with non-slip grip

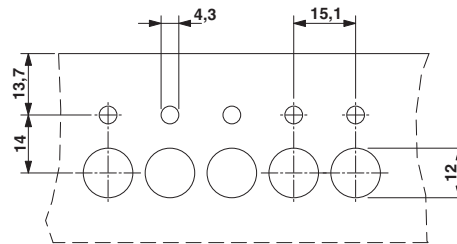
Drawings

Feed-through terminal block - HDFKV 25 - 0709039

Dimensioned drawing



Dimensioned drawing



© Phoenix Contact 2012 - all rights reserved
<http://www.phoenixcontact.com>