

Base strip - DFK-PC 6-16/ 4-GU-10,16 - 1701634

Please be informed that the data shown in this PDF Document is generated from our Online Catalog. Please find the complete data in the user's documentation. Our General Terms of Use for Downloads are valid (<http://phoenixcontact.com/download>)

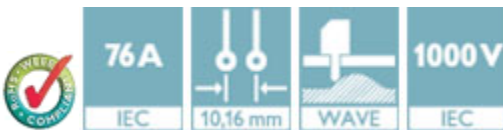
Header, Nominal current: 76 A, Rated voltage (III/2): 1000 V, Number of positions: 4, Pitch: 10.16 mm, Color: green, Contact surface: Silver, Mounting: Wave soldering



The figure shows a 5-pos. version of the product

Product Features

- Panel thickness of 1 mm to 3 mm
- Feed-through headers for use in combination with all PC 6 and PC 16 plugs
- For soldering onto the PCB
- Mounted on the housing panel by means of tool-free snap-lock mechanism or conventional screw connection



Key Commercial Data

Packing unit	1 pc
Minimum order quantity	10 pc
Weight per Piece (excluding packing)	25.0 g
Custom tariff number	85366990
Country of origin	Poland

Technical data

Dimensions

Length	34 mm
Pitch	10.16 mm
Dimension a	30.48 mm
Constructional height	19 mm
Length of the solder pin	4.1 mm
Pin dimensions	1,0 x 1,2 mm
Pin spacing	10.16 mm

Base strip - DFK-PC 6-16/ 4-GU-10,16 - 1701634

Technical data

Dimensions

Hole diameter	1.7 mm
---------------	--------

General

Range of articles	DFK-PC 6-16/..-GU
Insulating material group	I
Rated surge voltage (III/3)	8 kV
Rated surge voltage (III/2)	8 kV
Rated surge voltage (II/2)	6 kV
Rated voltage (III/3)	1000 V
Rated voltage (III/2)	1000 V
Rated voltage (II/2)	1000 V
Connection in acc. with standard	EN-VDE
Nominal current I_N	76 A
Maximum load current	76 A
Insulating material	PA
Flammability rating according to UL 94	V0
Color	green
Number of positions	4

Standards and Regulations

Connection in acc. with standard	EN-VDE
	CUL
Flammability rating according to UL 94	V0

Classifications

eCl@ss

eCl@ss 4.0	272607xx
eCl@ss 4.1	27260701
eCl@ss 5.0	27260701
eCl@ss 5.1	27141190
eCl@ss 6.0	27260704
eCl@ss 7.0	27440402
eCl@ss 8.0	27440402
eCl@ss 9.0	27440402

ETIM

ETIM 3.0	EC001121
----------	----------

Base strip - DFK-PC 6-16/ 4-GU-10,16 - 1701634

Classifications

ETIM

ETIM 4.0	EC002637
ETIM 5.0	EC002637

UNSPSC

UNSPSC 6.01	30211810
UNSPSC 7.0901	39121409
UNSPSC 11	39121409
UNSPSC 12.01	39121409
UNSPSC 13.2	39121409

Approvals

Approvals


Approvals

UL Recognized / SEV / cUL Recognized / EAC / IECCE CB Scheme / EAC / cULus Recognized

Ex Approvals

Approvals submitted

Approval details

UL Recognized 			
	B	C	D
Nominal current IN	66 A	66 A	5 A
Nominal voltage UN	300 V	300 V	600 V

SEV	
Nominal current IN	76 A
Nominal voltage UN	1000 V

Base strip - DFK-PC 6-16/ 4-GU-10,16 - 1701634

Approvals

cUL Recognized

	B	C	D
Nominal current I_N	66 A	66 A	5 A
Nominal voltage U_N	300 V	300 V	600 V

EAC

IECEE CB Scheme

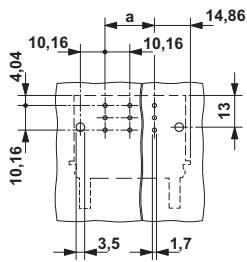
Nominal current I_N	76 A
Nominal voltage U_N	1000 V

EAC

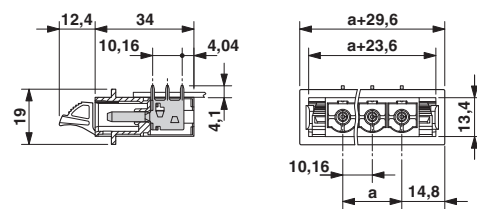
cULus Recognized

Drawings

Drilling diagram

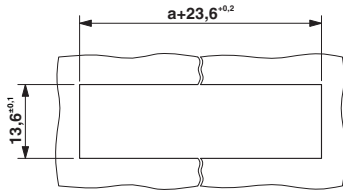


Dimensional drawing



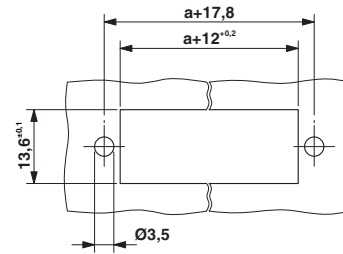
Base strip - DFK-PC 6-16/ 4-GU-10,16 - 1701634

Dimensional drawing



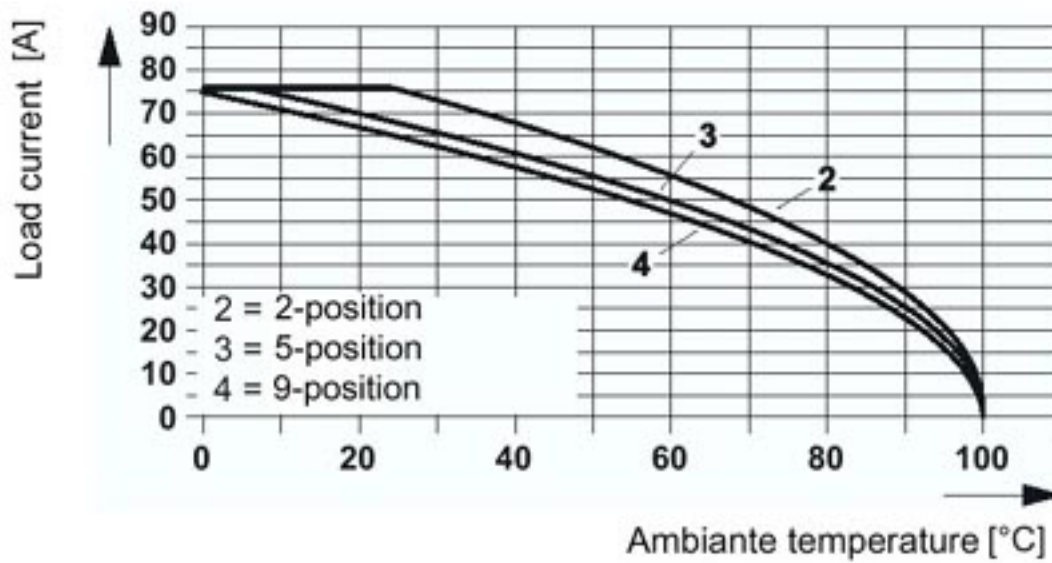
Sheet metal cutout for snap-on.

Dimensional drawing



Sheet metal cutout for screw connection.

Diagram



The illustration shows the derating curve for plugs DFK-PC(V) 6-16/...-G(F)(U)-(SH)-10,16 in combination with header PC 16/....-ST(F)-(SH)-10,16.