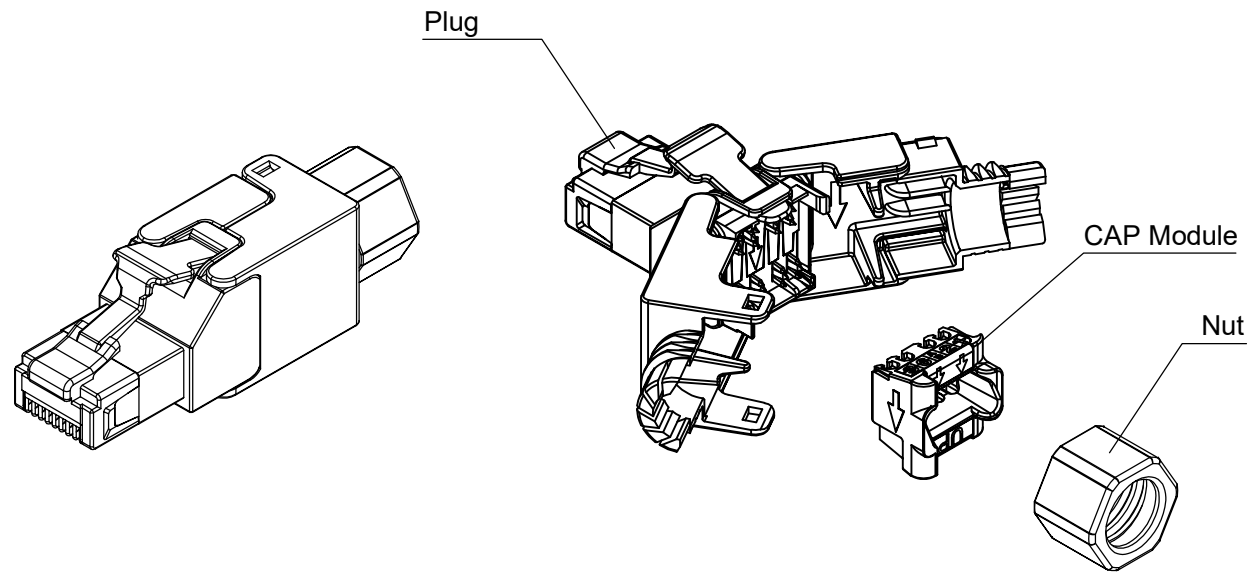


DATE	REV	ECN	APP'D. BY
10/22/20	A0	-	JME




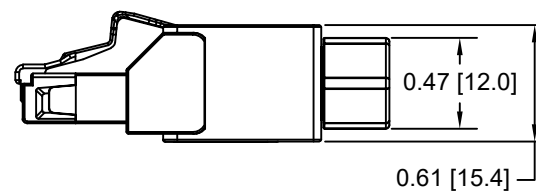
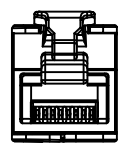
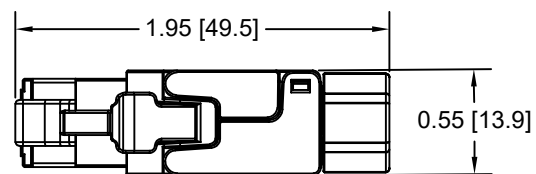
COMPONENTS		
ITEM	PART NAME	Q'TY
1	Plug	1
2	CAP Module	1
3	Nut	1

TRANSMISSION PERFORMANCE
 Meet all requirements specified in Patch Cord requirement of:
 ANSI/TIA-568.2-D, Category 6

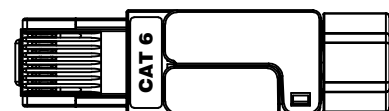
ELECTRICAL
 Electrical Insulation Resistance : 500MΩ min. @100V d.c
 Dielectric Withstanding Voltage : 1000V D.C or A.C Peak,
 Contact to Contact

MECHANICAL
 IDC Wire Gauge : 23 ~ 26 AWG

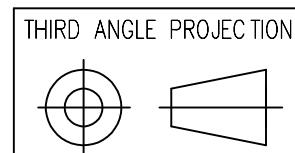
PHYSICAL
 Housing : High-Impact, Flame-Retardant Plastic,
 UL 94V-0
 Contact pin : Phosphor Bronze Alloy Plated With
 50 micro-inch of Gold
 IDC : Phosphor Bronze Alloy With 100
 micro-inch 100% Sn Alloy



Ø 0.157 [4.0] - 0.236 [6]



BULK	50 MICRO-INCHES [1.27um]	SS-39300-014
PACKAGE	CONTACT PLATING IN MATING AREA	PART NUMBER



1118 Susquehanna Trail South
 Glen Rock, PA 17327-9199
 (717) 235-7512
<http://www.stewartconnector.com>

DO NOT SCALE DRAWING
 DRAWING IS SUBJECT TO
 CHANGE WITHOUT NOTICE

TITLE:
 CAT 6 PUNCH DOWN PLUG, UNSHIELDED, 23-26 AWG

DIMENSIONS: INCHES [METRIC]
 UNLESS OTHERWISE SPECIFIED
 TOLERANCES ARE ±.005 [0.13]
 ANGLES ARE ± 1°

THIS DRAWING AND THE SUBJECT MATTER SHOWN THEREON
 ARE CONFIDENTIAL AND THE PROPRIETARY PROPERTY OF
 STEWART CONNECTOR AND SHALL NOT BE REPRODUCED,
 COPIED, OR USED IN ANY MANNER WITHOUT PRIOR WRITTEN
 CONSENT OF STEWART CONNECTOR. ONE OR MORE U.S. PATENTS
 MAY APPLY TO THIS PRODUCT. FOR DETAILS, PLEASE
 VISIT: [HTTP://BELFUSE.COM/STEWART/STEWART_PATENTS/](http://BELFUSE.COM/STEWART/STEWART_PATENTS/)

DRN BY:	BTS	DATE	10/22/20
APPD BY:	JME	DATE	10/22/20
DWG NO.	CT390237	REV.	A0

SHEET NO. 1 OF 1

