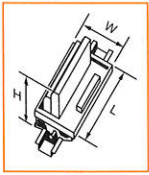




# Field Interface Modules



**Passive - 2 wire**  
**8 Channel**  
**Input Fused\* w/Circuit Breaker**  
**Allen-Bradley**



**Passive - 3 wire**  
**8 Channel**  
**Input**  
**GE Fanuc**



## Technical Data

Type	RS PLC AI w/F & CB		RS PLC AI w/I
Part number	996408	1771-IFE	998174 IC697ALG230
Rated voltage	Multi VDC / mA		Multi VDC / mA
Rated current	1.0 A per channel / .25 A circuit breaker		2.0 A per channel / 12.0 A per module
Cable connection	(1) 1 x 20 pin IDC		(1) 1 x 40 pin IDC
LED Indicators	No		No
Operating Temperature	0°C...+50°C		0°C...+50°C
Storage Temperature	-20°C...+60°C		-20°C...+60°C
Dimensions LxWxH mm	135 x 70 x 59		85 x 70 x 73
Terminal Wire Size	#26...14 AWG		#26...14 AWG
Termination Type	Screw Clamp		Screw Clamp
Approvals			

## Wiring Schematics

