



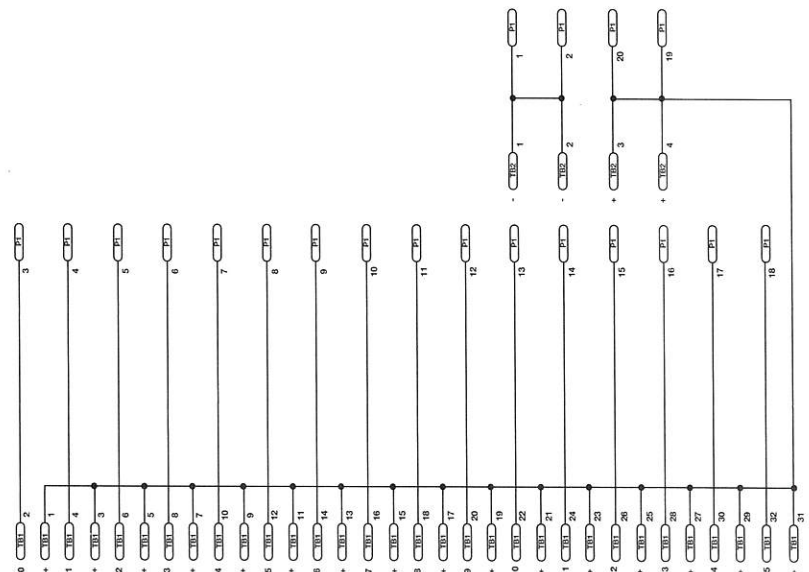
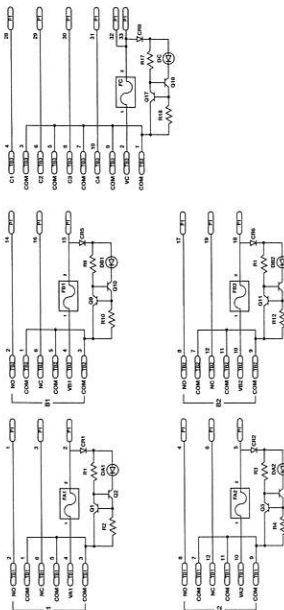
**Passive - 2 wire
16 Channel
Output Fused* w/LED
GE Fanuc**



**Passive - 2 wire
16 Channel
Input/Output
Allen-Bradley**



RS PLC RO W/F & LED	RS PLC AB 16PT	RS PLC 16PT DI/O + BUS	RS PLC 16PT DI/O - BUS	
998179	IC697MDL940	998016 120 VAC/DC 1771-IAD/C 10-30 VDC 1771-IBD 20-60 VDC 1771-ICD 24 VAC 1771-IND TTL 1771-OGD	998166 24 VAC/DC 1746-IN16 24 VDC 1746-IB16 24 VDC 1746-ITB16 5-50 VDC 1746-OV16 5-50 VDC 1746-OVP16 TTL 1746-OG16	998008 24 VDC 1746-IV16, ITV16, OB16 20.4-26.4 VDC 1746-OBP16
24-120 VAC/DC	See Above			
2.0 A per channel / 12.0 A per module	3.0 A per channel / 6.0 A per module / 3.0 a per common			
(1) 1 x 20 pin IDC	(1) 1 x 20 pin IDC			
Yes	No			
0°C...+50°C	0°C...+50°C			
-20°C...+60°C	-20°C...+60°C			
193 x 107 x 59	90 x 70 x 56			
#26...14 AWG	#26...14 AWG			
Screw Clamp	Screw Clamp			



*5 x 20 mm fuses are required.
Note: Markings vary based on I/O used.