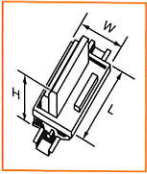




# Field Interface Modules



**Passive - 2 wire  
32 Channel  
Input  
Allen-Bradley**



**Passive - 2 wire  
32 Channel  
Input  
Allen-Bradley, GE Fanuc**



## Technical Data

Type	RS PLC DI 32PT		RS PLC 32PT 2x16	
Part number	<b>998280</b>	120 VAC, 10-30 VDC	1771-IAN, IBN	<b>998100</b> 24 VDC AB 1746-IB32
	<b>998290</b>	10-30 VDC	1771-IVN	<b>998110</b> 120/12/24/48 VAC GEF IC697MDL250, 252, 253, 254
				<b>998120</b> 24 VDC GEF IC697MDL650
				<b>998121</b> 12/24/48 VDC GEF IC697MDL652, 653, 654
Rated voltage	See Above		See Above	
Rated current	2.0 A per channel / 12.0 A per module		3.0 A per channel / 3.0 A per group of 4 / 12.0 A per module	
Cable connection	(1) 1 x 40 pin IDC		(1) 1 x 40 pin IDC	
LED Indicators	No		No	
Operating Temperature	0°C...+50°C		0°C...+50°C	
Storage Temperature	-20°C...+60°C		-20°C...+60°C	
Dimensions LxWxH mm	194 x 70 x 55		194 x 70 x 55	
Terminal Wire Size	#26...14 AWG		#26...14 AWG	
Terminal Type	Screw Clamp		Screw Clamp	
Approvals				

## Wiring Schematics

