
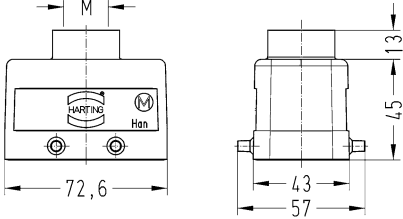
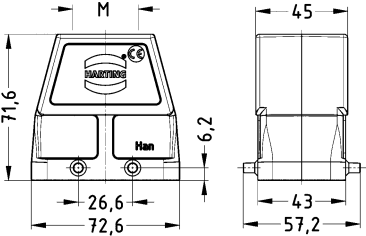

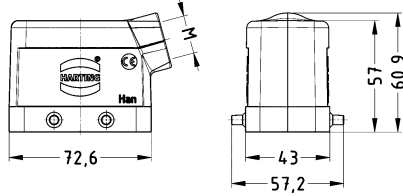
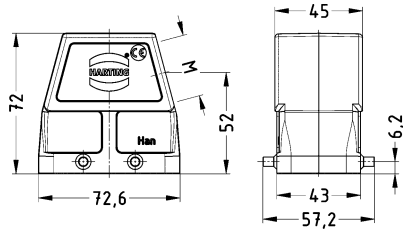



Standard hoods/housings for industrial connectors
Double locking lever

Housings

Identification	Cable entry	Part number		Drawing (dimensions in mm)
		Low construction	High construction	
Han® B, Hood, Top entry, IP65, IP66, IP67 	1x M20 1x M25 1x M32 1x M40 2x M20	19 30 010 1420 19 30 010 1421	19 30 010 0427 19 30 010 0428 19 30 010 0465	 
Han® B, Hood, Side entry, IP65, IP66, IP67 	1x M20 1x M25 1x M32 1x M40	19 30 010 1520 19 30 010 1521	19 30 010 0526 19 30 010 0527 19 30 010 0528	 
Han® B, Hood, Without cable entry, IP65, IP66, IP67 			09 30 010 0801	