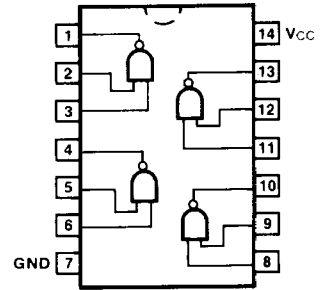


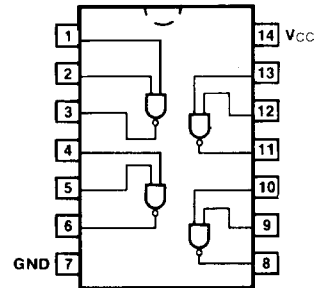
✓ 54/7401 ✓ *011579*
 ✓ 54H/74H01 *011584*
QUAD 2-INPUT NAND GATE
 (With Open-Collector Output)

quad PC

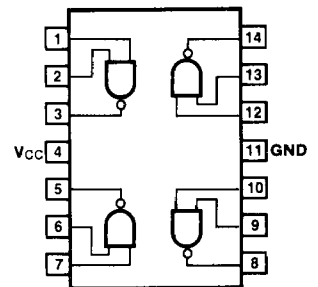
CONNECTION DIAGRAMS
PINOUT A



PINOUT B



PINOUT C



ORDERING CODE: See Section 9

PKGS	PIN OUT	COMMERCIAL GRADE	MILITARY GRADE	PKG TYPE
		V _{CC} = +5.0 V ±5%, T _A = 0°C to +70°C	V _{CC} = +5.0 V ±10%, T _A = -55°C to +125°C	
Plastic DIP (P)	A	7401PC		9A
	B	74H01PC		
Ceramic DIP (D)	A	7401DC	5401DM	6A
	B	74H01DC	54H01DM	
Flatpak (F)	C	7401FC, 74H01FC	5401FM, 54H01FM	3I

INPUT LOADING/FAN-OUT: See Section 3 for U.L. definitions

PINS	54/74 (U.L.) HIGH/LOW	54/74H (U.L.) HIGH/LOW
Inputs	1.0/1.0	1.25/1.25
Outputs	OC**/10	OC**/12.5

DC AND AC CHARACTERISTICS: See Section 3*

SYMBOL	PARAMETER	54/74		54/74H		UNITS	CONDITIONS	
		Min	Max	Min	Max		V _{CC} = Max	V _{IN} = Gnd V _{IN} = Open
I _{CC} H	Power Supply	8.0		10		mA		
I _{CC} L	Current	22		40			V _{IN} = Open	
t _{PLH} t _{PHL}	Propagation Delay	45 15		15 12		ns	Figs. 3-2, 3-4	

*DC limits apply over operating temperature range; AC limits apply at T_A = +25°C and V_{CC} = +5.0 V.

**OC — Open Collector