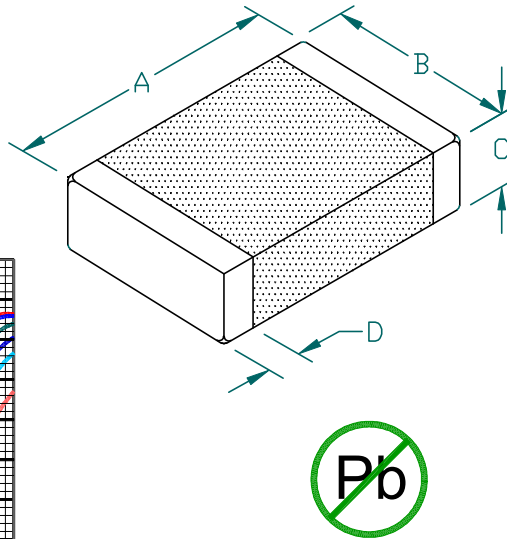


HI1812N121R-10

UNCONTROLLED DOCUMENT

PHYSICAL DIMENSIONS:

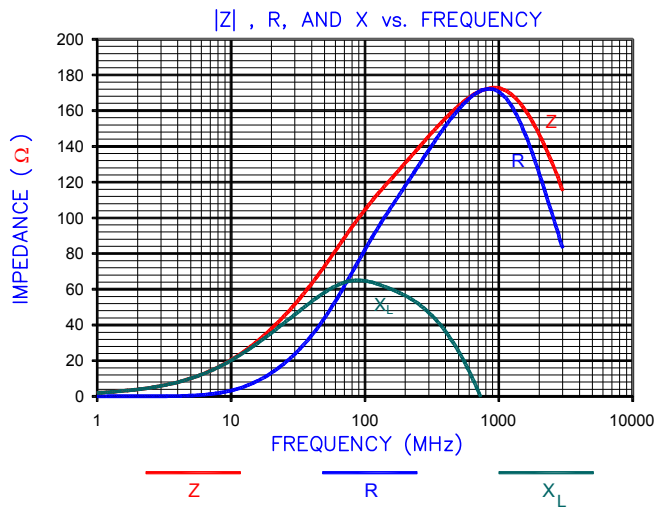
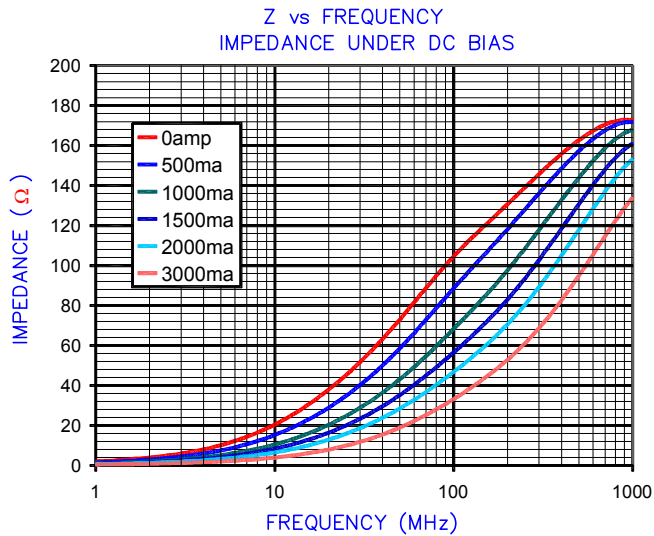
A	4.50 [.177]	\pm 0.25 [.010]
B	3.20 [.126]	\pm 0.25 [.010]
C	1.40 [.055]	\pm 0.25 [.010]
D	0.46 [.018]	\pm 0.20 [.008]



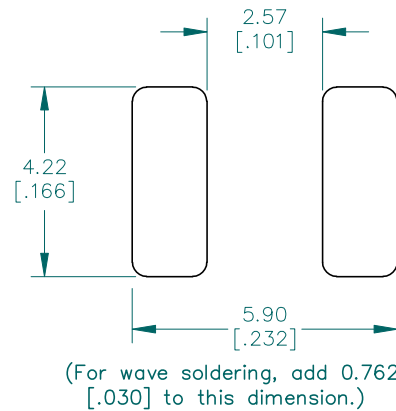
ELECTRICAL CHARACTERISTICS:			
	Z @ 100MHz (Ω)	DCR (Ω)	Rated Current
Nominal	120		
Minimum	90		
Maximum	150	0.04	3000 mA

NOTES: UNLESS OTHERWISE SPECIFIED

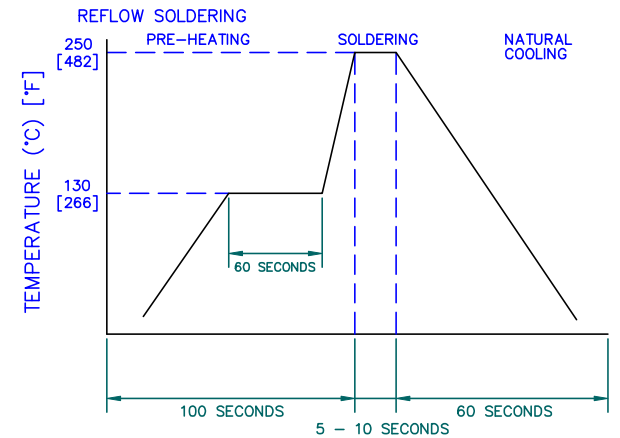
1. TAPED AND REELED per CURRENT EIA SPECIFICATIONS 13" REELS, 2500 PCS/REEL.
2. TERMINATION FINISH IS 100% TIN.
3. COMPONENTS SHOULD BE ADEQUATELY PREHEATED BEFORE SOLDERING.



LAND PATTERNS FOR REFLOW SOLDERING



RECOMMENDED SOLDERING CONDITIONS



DIMENSIONS ARE IN mm [INCHES].				THIS DOCUMENT CONTAINS INFORMATION WHICH IS PROPRIETARY AND CONFIDENTIAL TO STEWARD. NO PRODUCTION OR PUBLICATION OF THIS DOCUMENT IN WHOLE OR IN PART SHALL BE MADE WITHOUT WRITTEN AUTHORIZATION FROM STEWARD.			
				Steward			
PROJECT/PART NUMBER: HI1812N121R-10				REV A	PART TYPE: CO-FIRE	DRAWN BY: TMB	
DATE: 04/02/04				SCALE: NTS	SHEET: 2 of 2		
REV A	DESCRIPTION ORIGINAL DRAFT	DATE 04/02/04	INT TMB	CAD # HI1812N121R-10-A	TOOL # -		