


Chip Bead For High Current

CIC31 Series (3216/ EIA 1206)



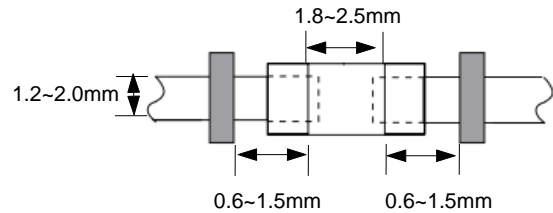
APPLICATION

Noise Suppression in power line

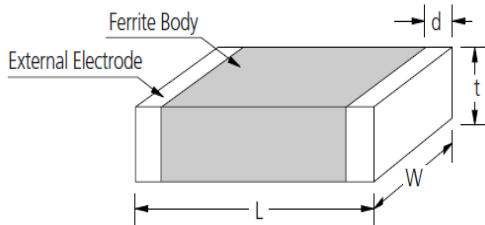
FEATURES

- CIC series is used for high current. (~ 3A)

RECOMMENDED LAND PATTERN



DIMENSION



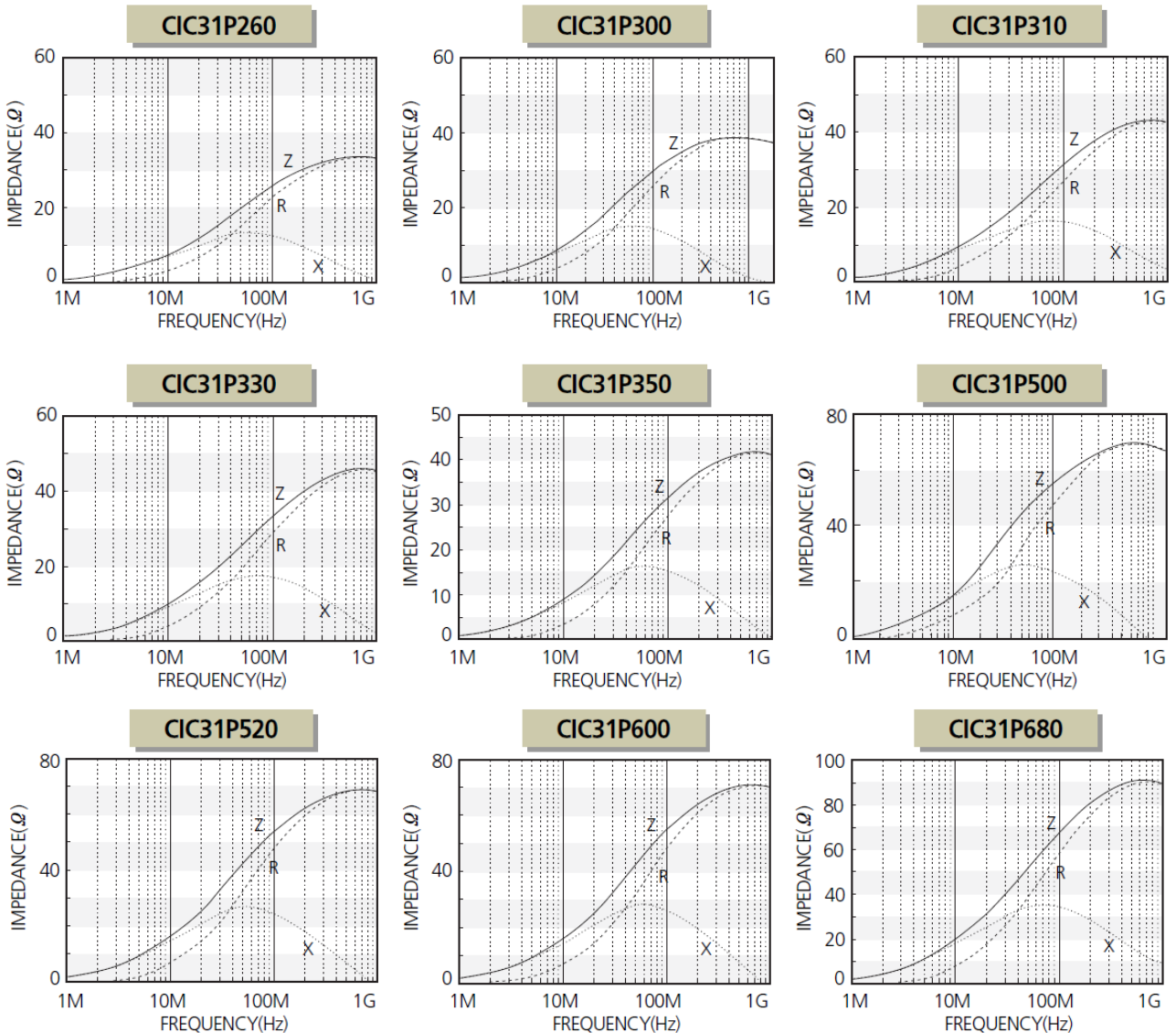
Type	Dimension [mm]			
	L	W	t	d
31	3.2±0.2	1.6±0.2	1.1±0.2	0.5+0.2 -0.3

DESCRIPTION

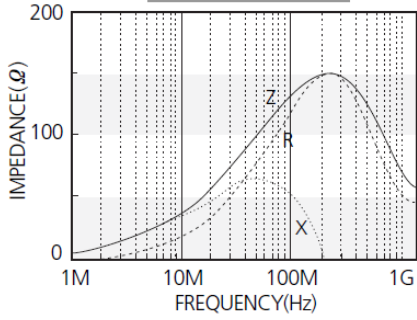
Part no.	Thickness (mm)	Impedance (Ω)±25%@100MHz	DC Resistance (Ω) Max.	Rated Current (mA) Max.
CIC31P260	1.1±0.2	26	0.01	6000
CIC31P300	1.1±0.2	30	0.01	6000
CIC31P310	1.1±0.2	31	0.01	6000
CIC31P330	1.1±0.2	33	0.01	6000
CIC31P350	1.1±0.2	35	0.025	3000
CIC31P500	1.1±0.2	50	0.025	3000
CIC31P520	1.1±0.2	52	0.025	3000
CIC31P600	1.1±0.2	60	0.025	3000
CIC31P680	1.1±0.2	68	0.025	3000
CIC31P700	1.1±0.2	70	0.025	3000
CIC31P800	1.1±0.2	80	0.025	3000
CIC31P900	1.1±0.2	90	0.025	2000
CIC31P121	1.1±0.2	120	0.025	2000
CIC31P151	1.1±0.2	150	0.05	2000
CIC31P221	1.1±0.2	220	0.05	2000
CIC31P301	1.1±0.2	300	0.05	2000
CIC31P391	1.1±0.2	390	0.05	2000
CIC31P471	1.1±0.2	470	0.07	1500

Part no.	Thickness (mm)	Impedance (Ω) \pm 25%@100MHz	DC Resistance (Ω) Max.	Rated Current (mA) Max.
CIC31P601	1.1 \pm 0.2	600	0.07	1500
CIC31J300	1.1 \pm 0.2	30	0.02	4000
CIC31J500	1.1 \pm 0.2	50	0.02	4000
CIC31J680	1.1 \pm 0.2	68	0.02	4000
CIC31J800	1.1 \pm 0.2	80	0.02	4000
CIC31J900	1.1 \pm 0.2	90	0.02	4000
CIC31J121	1.1 \pm 0.2	120	0.03	4000
CIC31J151	1.1 \pm 0.2	150	0.03	3000
CIC31J241	1.1 \pm 0.2	240	0.05	3000
CIC31J301	1.1 \pm 0.2	300	0.05	3000
CIC31J471	1.1 \pm 0.2	470	0.05	3000
CIC31J501	1.1 \pm 0.2	500	0.05	3000
CIC31J601	1.1 \pm 0.2	600	0.05	2500

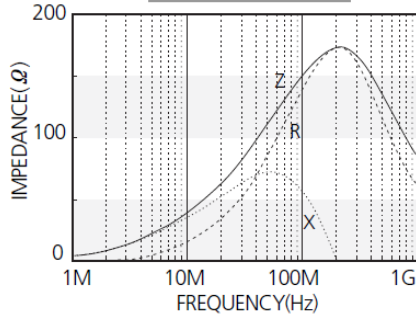
CHARACTERISTIC DATA



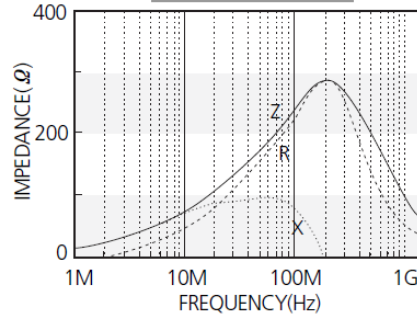
CIC31P121



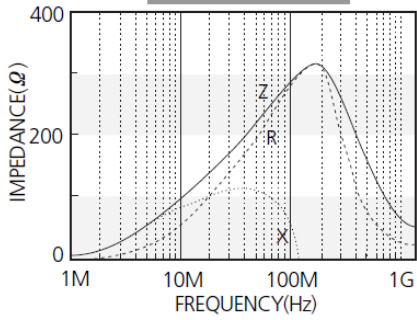
CIC31P151



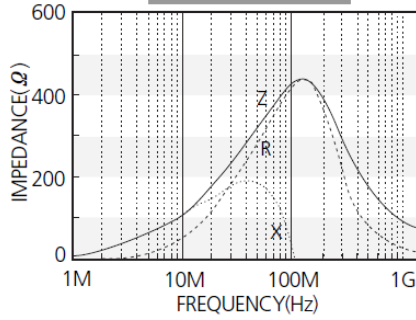
CIC31P221



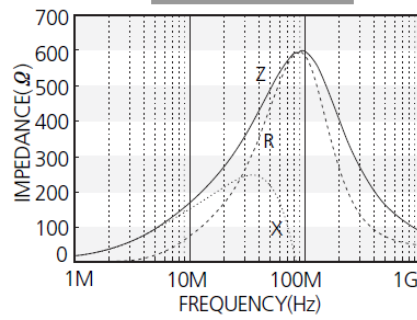
CIC31P301



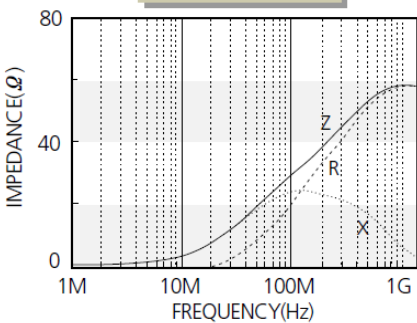
CIC31P471



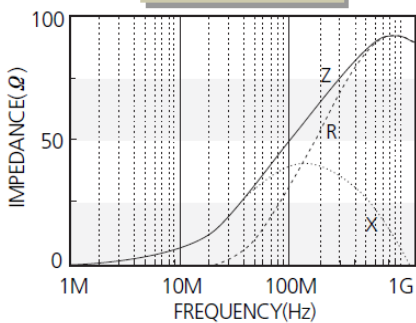
CIC31P601



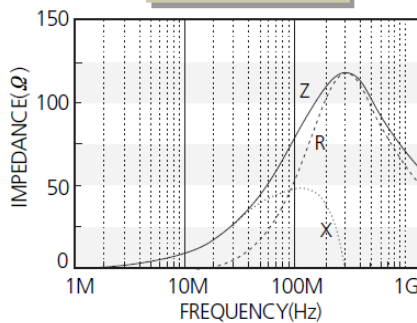
CIC31J300



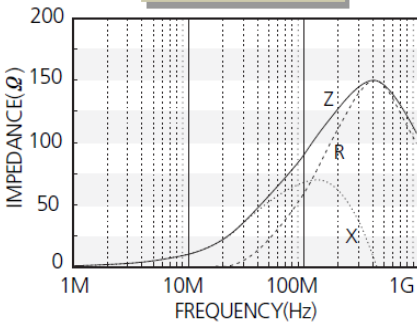
CIC31J500



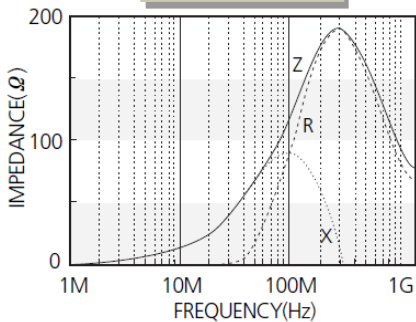
CIC31J800



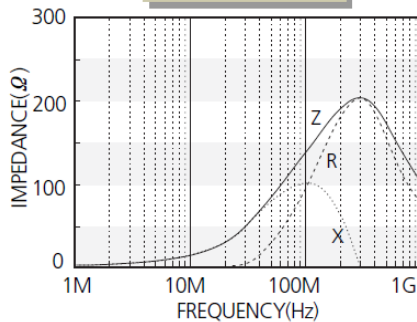
CIC31J900



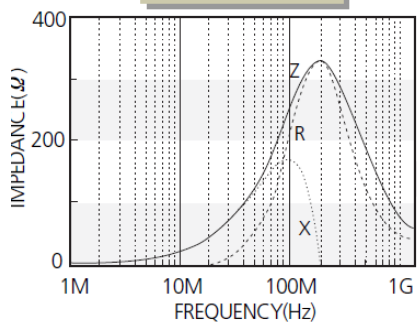
CIC31J121



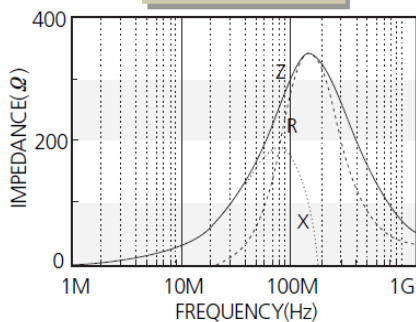
CIC31J151



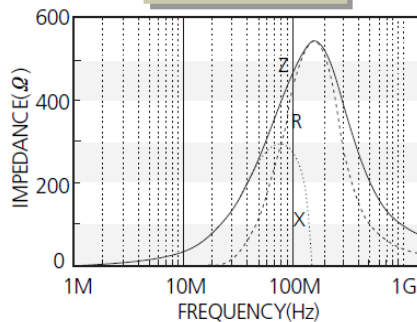
CIC31J241

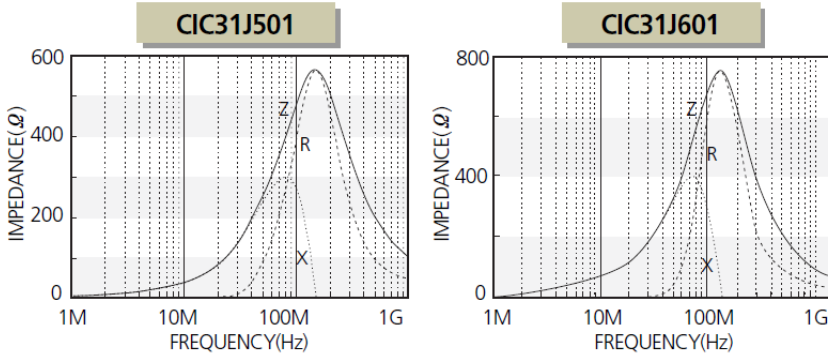


CIC31J301



CIC31J471





PRODUCT IDENTIFICATION

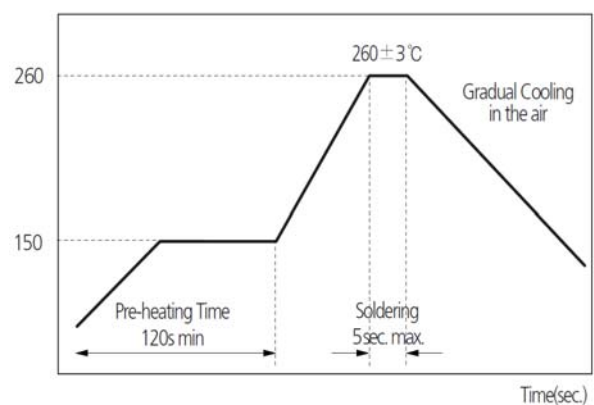
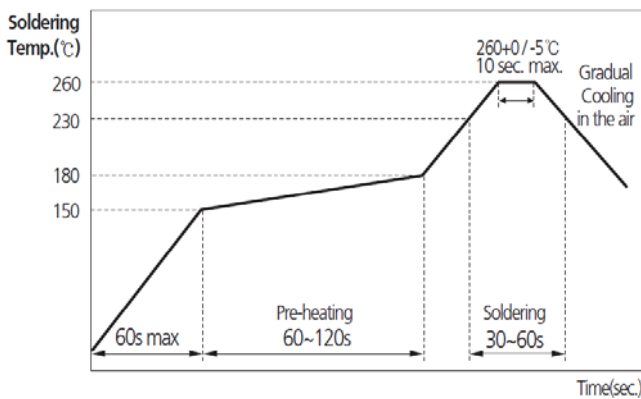
CI C 31 P 300 N E
(1) (2) (3) (4) (5) (6) (7)

- (1) Chip Beads
- (2) For High current(C:~3A)
- (3) Dimension
- (4) Material Code
- (5) Nominal impedance (300:30Ω, 221:220Ω)
- (6) Thickness option(N:Standard, A:Thinner than standard, B:Thicker than standard)
- (7) Packaging(C:paper tape, E:embossed tape)

RECOMMENDED SOLDERING CONDITION

REFLOW SOLDERING

FLOW SOLDERING



PACKAGING

Packaging Style	Quantity(pcs/reel)
Embossed Taping	3,000



Any data in this sheet are subject to change, modify or discontinue without notice.

The data sheets include the typical data for design reference only. If there is any question regarding the data sheets, please contact our sales personnel or application engineers.