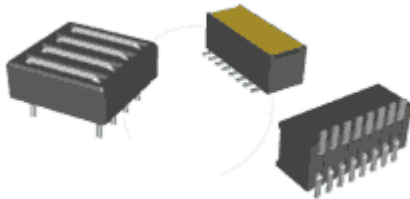


Steward

Advanced Ferrite Materials, EMI Suppression, and Inductive Products

Ferrite Product Lines • New Products • Technical • General • Contact • Steward Sales

Multi-Line Arrays - Power Filtering



Steward's multi-line ferrite products provide economical EMI filtering of differential mode noise in surface mount and through-hole PCB applications. They are designed to provide high frequency suppression of both common and differential mode EMI noise on groups of data/power lines. Steward's multi-line ferrites, are rated up to 10 amperes per filtered channel. Their rugged construction provides superior protection against transient events as well as much higher peak current handling capability than other EMI suppression devices.

STEWARD PART NUMBERING SYSTEM					
25	F	0330	- 2	S	R
MATERIAL TYPE	PRODUCT CODE	PART SIZE CODE	SELECTED DIMENSION CODE	ADDITIONAL DESCRIPTION	PACKAGING CODE

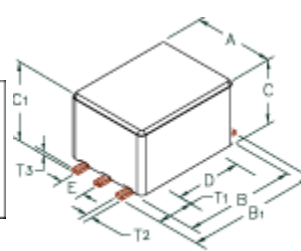


Figure #1

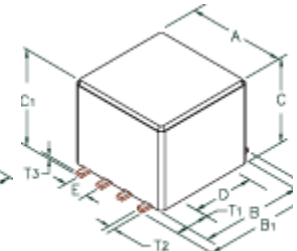


Figure #2

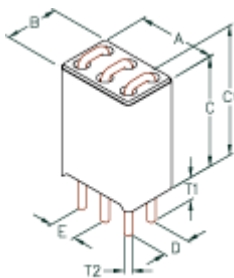


Figure #3

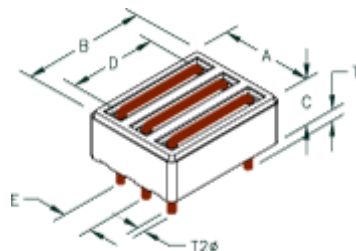


Figure #4

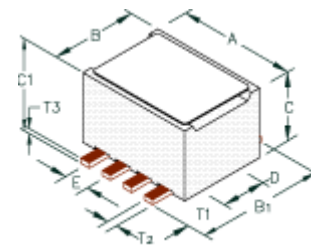


Figure #5

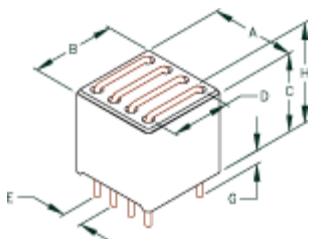


Figure #6

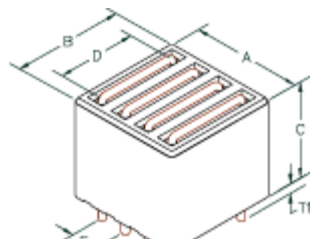


Figure #7

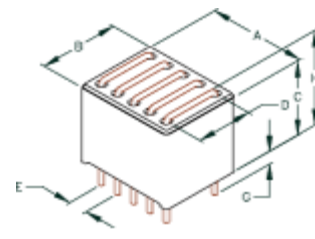


Figure #8

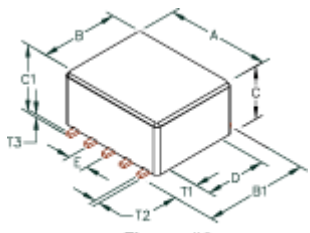


Figure #9

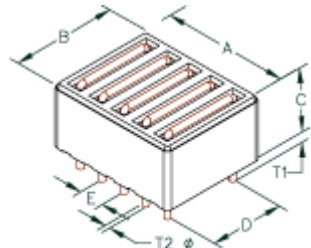


Figure #10

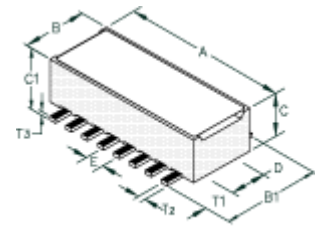


Figure #11

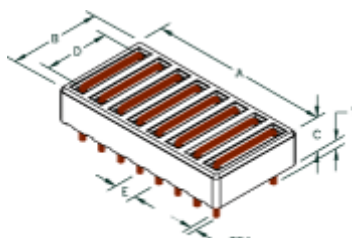


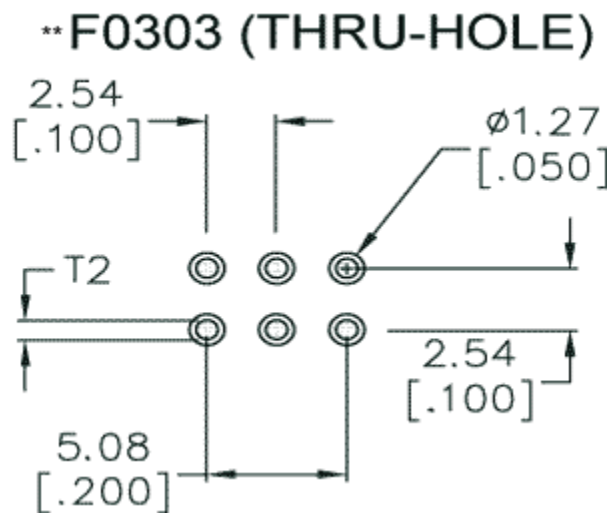
Figure #12

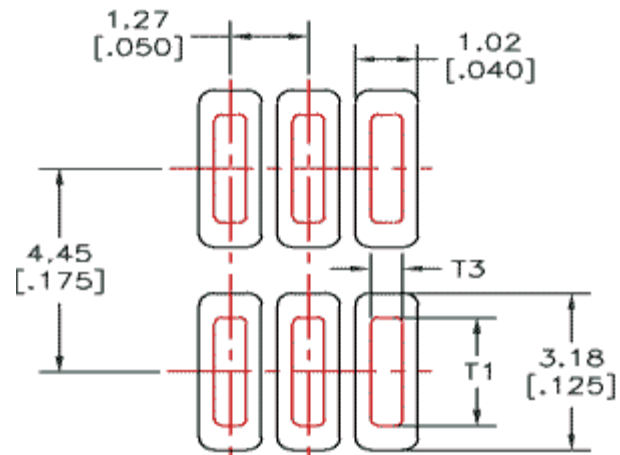
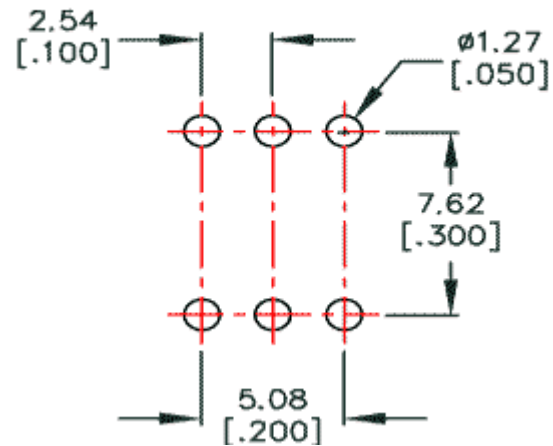
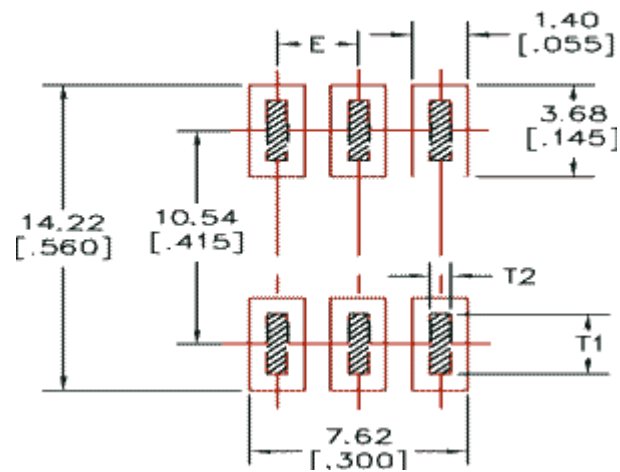
Click on the Part Number links below to view the performance curves

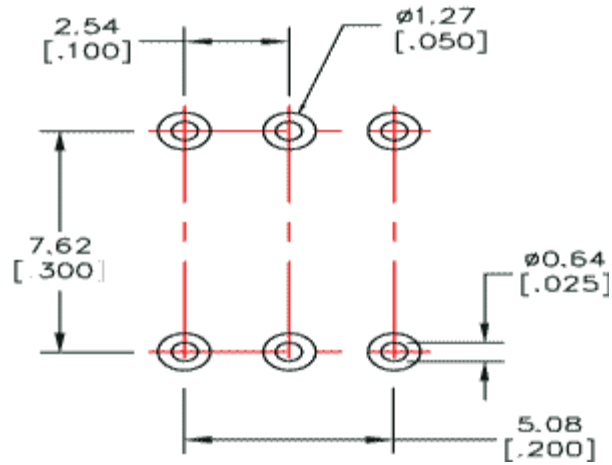
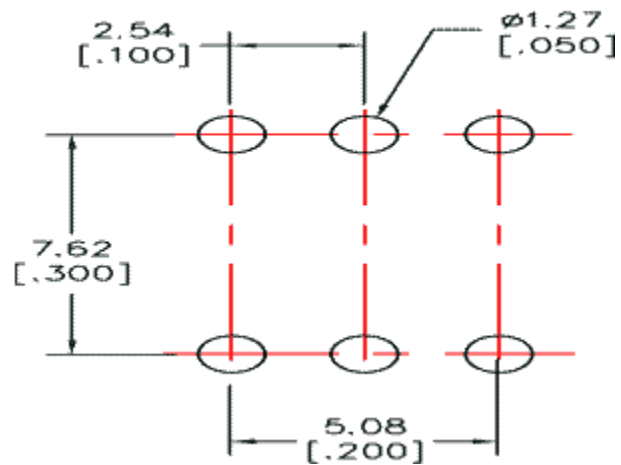
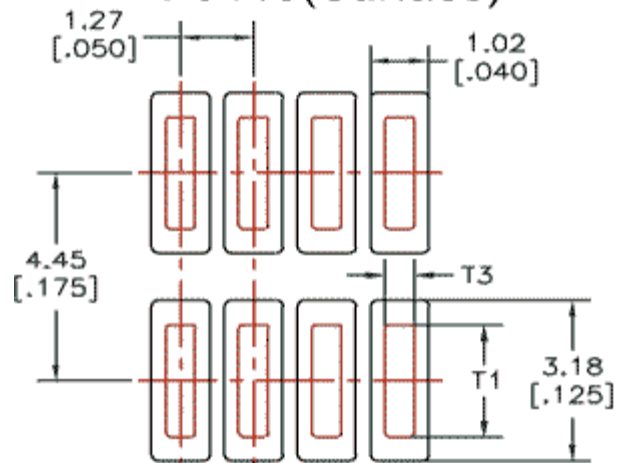
Part Number	Fig #	NET Z @ 100MHz nom	NET Z @ 300MHz nom	DCR Max	Rated Current mA	A mm
		A ↓ Z ↓ Z ↓ A ↓	A ↓ Z ↓ Z ↓ A ↓	A ↓ Z ↓ Z ↓ A ↓	A ↓ Z ↓ Z ↓ A ↓	A ↓ Z ↓ Z ↓ A ↓
25F0330-2SR	1	0.0	255	0.01	9000	8.33
25F0430-2SR	2	0.0	255	0.01	8000	10.87
29F0303-0T0	3	266	0.0	0.01	8000	7.62
29F0318-0SR	1	83	0.0	0.01	6000	4.83
29F0318-1SR	1	119	0.0	0.01	6000	4.83
29F0328-0T0	3	342	0	0.01	10000	8.34
29F0330-0T0	4	126	0	0.01	8000	8.33
29F0330-2SR	1	200	0.0	0.01	9000	8.33
29F0330-2T0	4	200	0.0	0.01	8000	8.33

29F0418-0SR	5	83	0.0	0.01	6000	6.10
29F0418-1SR	5	119	0.0	0.01	6000	6.10
29F0428-0T0	6	342	0	0.01	10000	10.88
29F0429-0T0	6	285	0	0.01	8000	10.88
29F0430-0T0	7	126	0	0.01	8000	10.87
29F0430-2SR	2	200	0.0	0.01	9000	10.87
29F0430-2T0	7	200	0.0	0.01	8000	10.87
29F0430-4SR	2	290	0.0	0.01	9000	10.87
29F0430-4T0	7	290	0.0	0.01	8000	10.87
29F0431-CSR	2	200	0.0	0.01	8000	10.87
29F0528-0T0	8	342	0.0	0.01	10000	13.42
29F0530-2SR	9	200	0	0.01	8000	13.41
29F0530-2T0	10	200	0.0	0.01	8000	13.41
29F0818-0SR	11	75	0.0	0.01	6000	11.43
29F0818-1SR	11	119	0.0	0.01	6000	11.43
29F0830-0T0	12	126	0.0	0.01	8000	21.04

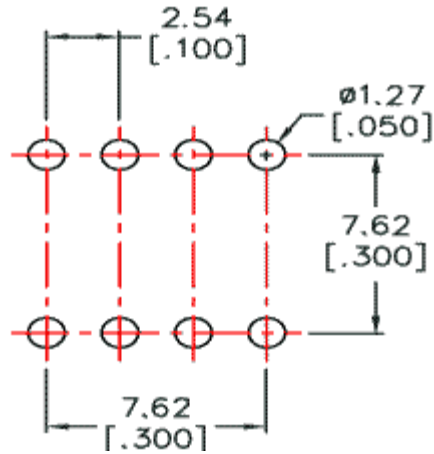
Land Pattern



****F0318 (Surface)******F0328 (THRU-HOLE)******F0330 (Surface)**

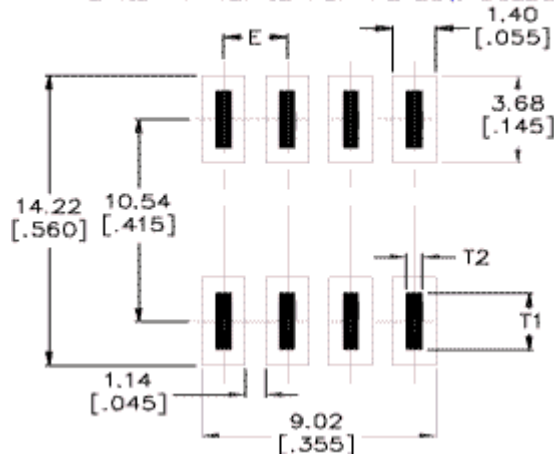
****F0330 (THRU-HOLE)******F0330-2(Surface)******F0418(Surface)**

**F0428(THRU-HOLE)



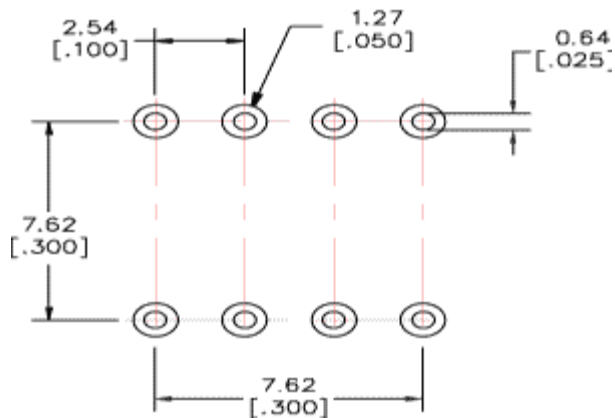
**F0430 (Surface)

LAND PATTERNS FOR REFLOW SOLDERING

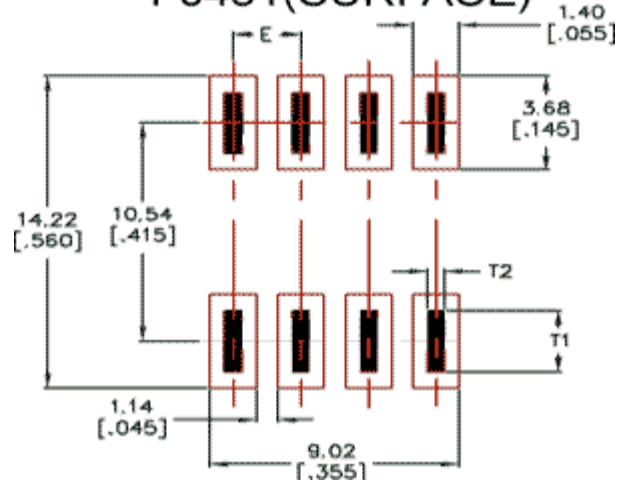


**F0430 (thru-hole)

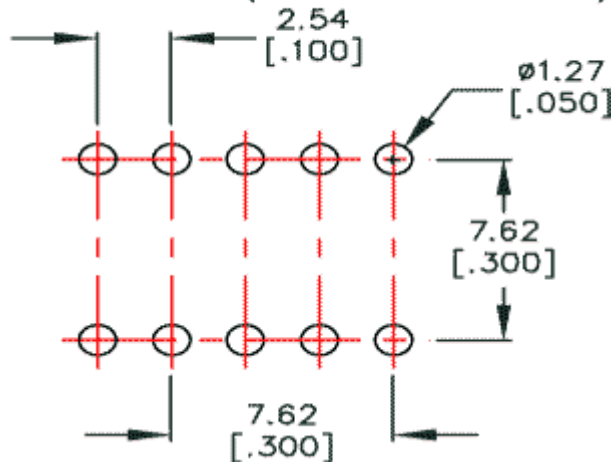
HOLE PATTERN FOR THRU-HOLE INSERTION



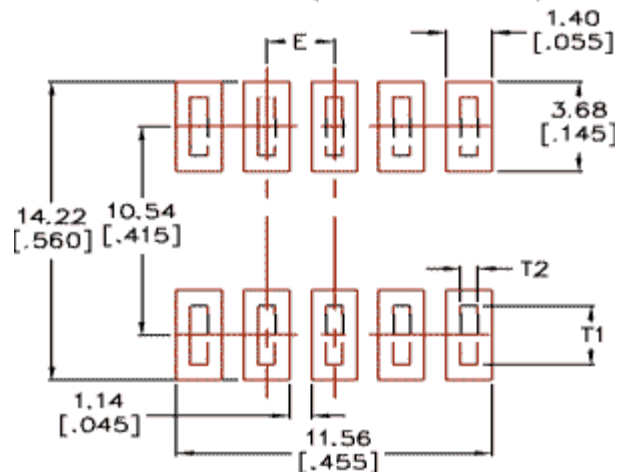
****F0431(SURFACE)**



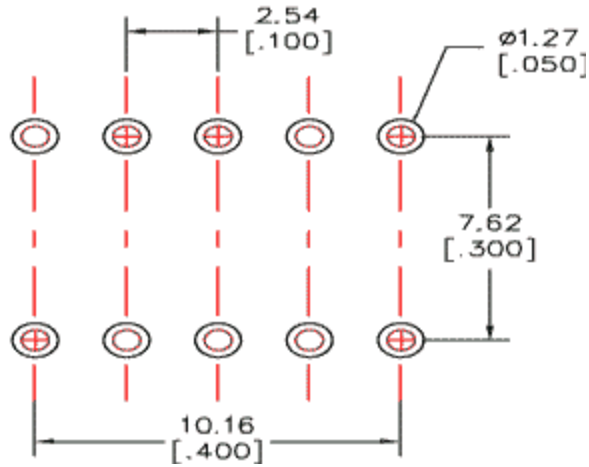
****F0528(THRU-HOLE)**



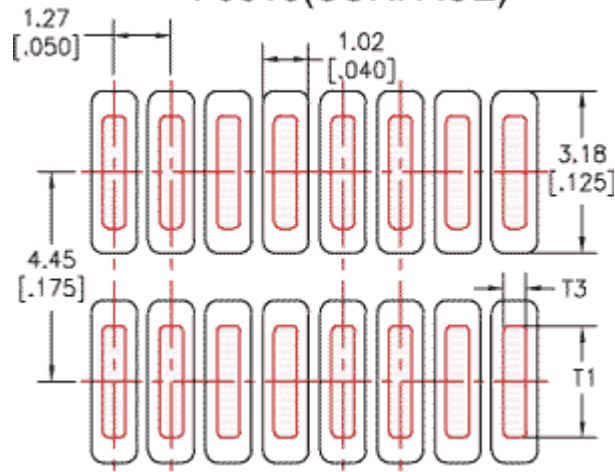
****F0530(SURFACE)**



****F0530(THRU-HOLE)**



****F0818(SURFACE)**



****F0830(THRU-HOLE)**

