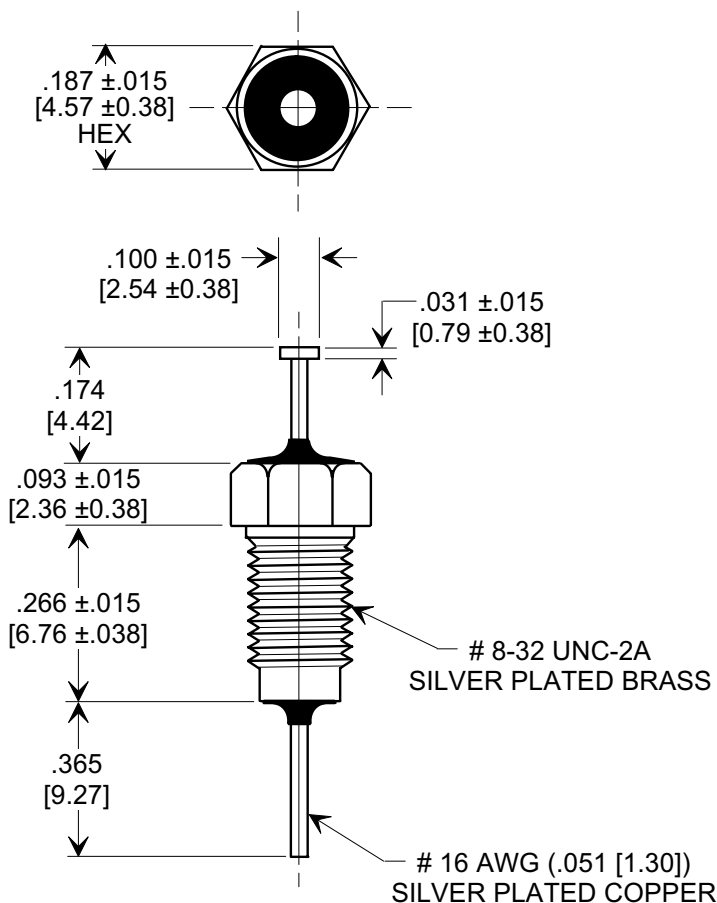
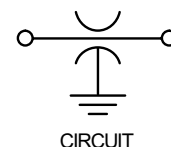
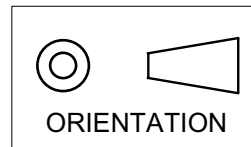


This drawing is the property of Tusonix, Inc., and may not be used, reproduced, published or disclosed to others without expressed authorization by Tusonix Inc.

Electrical Testing
per Tusonix standard
test plans and Mil-Std-202
Test Methods.

MARKETING SALES DRAWING
DIMENSIONS IN INCHES - DO NOT SCALE THIS DRAWING
DIMENSIONS IN METRIC - []



NOTES:

1. SUPPLIED WITH SILVER PLATED HEX NUT.
2. MOUNTING TORQUE NOT TO EXCEED 5 lb-in. [.565 Nm].
3. TUSONIX STANDARD PART NUMBER: 2425-001-X5U0-102AA. TUSONIX RoHS COMPLIANT PART NUMBER: 2425-001-X5U0-102AA LF. CUSTOMER MUST SPECIFY STANDARD OR RoHS PART NUMBER WHEN ORDERING.
4. PART MARKING: STANDARD PART: BLACK INK FOR TRADEMARK AND CAP. CODE. RoHS PART: GREEN INK FOR TRADEMARK AND CAP. CODE.

* GMV - GUARANTEED MINIMUM VALUE

SPECIFICATIONS

TUSONIX STYLE:	2425-001
CAP. VALUE:	1,000 pF
CAP. TOLERANCE:	GMV *
TEMP. CHARACTERISTIC:	X5U
RATING:	200 VDC @ + 85°C/100 VDC @ +125°C
OPERATING RANGE:	-55°C TO +125°C
IR MIN. @ 100 VDC:	10 G Ω
DWV VDC:	600

REVISION RECORD	Original Release	0
	C.O. 19970916-4-01	
	ADDED TOL'S, SIL PLATING & CIRCUIT. REVISED NOTE 1. S.M. 04-29-99	1
	19990428-3-01	
	REVISED RATING, OPERATING RANGE & ADDED IR, DWV, & METRIC. ADDED & REVISED NOTES. S.M. 03-08-06	2
	20060217-2-07	

--TOLERANCES-- Unless Otherwise Specified	Title MINIATURE BUSHING FEED-THRU CAPACITOR
DECIMAL ± .031 [0.79]	Drawn S.M. 09-16-97
ANGLES ±	Approved T.C. 09-16-97
TUSONIX TUCSON, ARIZONA	A 2425-001-X5U0-102AA