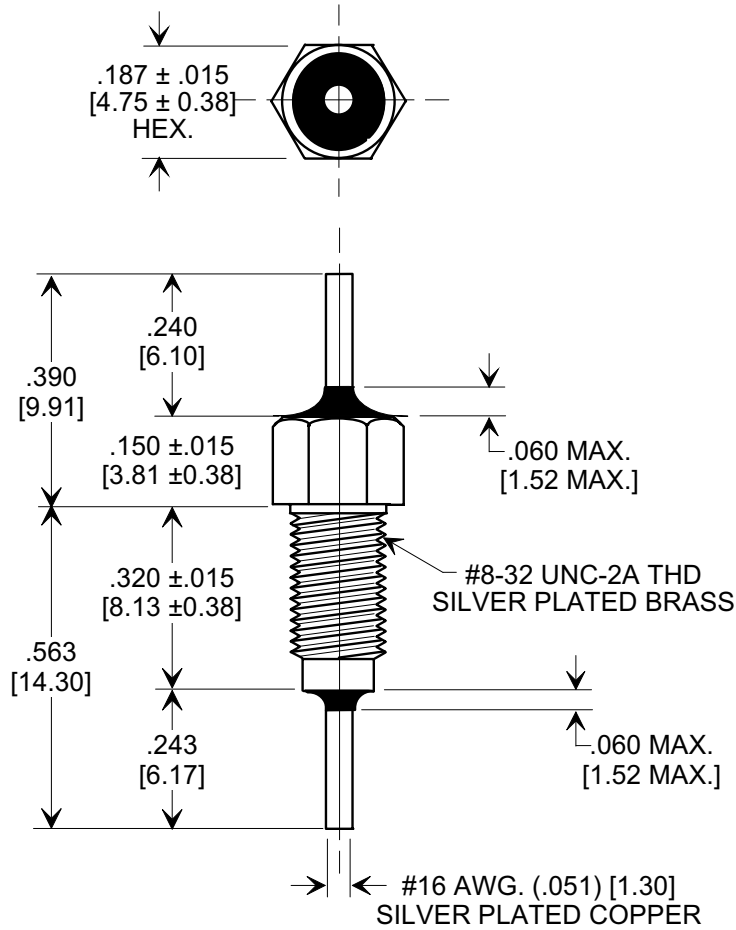
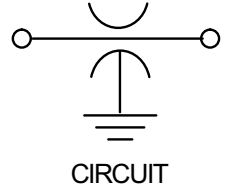
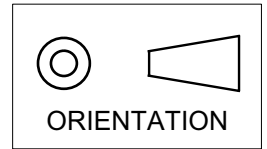


Electrical Testing  
per Tusonix standard  
test plans and Mil-Std-202  
Test Methods.

**MARKETING SALES DRAWING**  
**DIMENSIONS IN INCHES - DO NOT SCALE THIS DRAWING**  
**DIMENSIONS IN METRIC - [ ]**



**NOTES:**

1. SUPPLIED WITH SILVER PLATED HEX NUT AND INTERNAL TOOTH LOCK WASHER.
2. TUSONIX STANDARD PART NUMBER: 2425-601-X5W0-103Z.. TUSONIX RoHS COMPLIANT PART NUMBER: 2425-601-X5W0-103Z LF. CUSTOMER MUST SPECIFY STANDARD OR RoHS PART NUMBER WHEN ORDERING.
3. PART MARKING: STANDARD BLACK INK FOR TRADEMARK AND CAP CODE. RoHS PART: GREEN TRADEMARK AND CAP CODE.
4. MOUNTING TORQUE NOT TO EXCEED 5 lb - in. MAX. [.565 N-m]

**SPECIFICATIONS**

Tusonix Style:	2425-601
Capacitance Value:	10,000 pF
Capacitance Tolerance:	+80 / -20%
Temp. Characteristic:	X5W
Rating:	200 VDC @ + 85°C / 100 VDC @ +125°C
Current (A):	20
Operating Range:	-55°C TO +125°C
Insulation Resistance:	10,000 megohms (min.) @ +25°C
DWV @ 2 Sec. Min:	600 VDC

X-2015 Rev-0

<b>REVISION RECORD</b>	Original Release C.O. <b>19991022-14-01</b>	<b>0</b>	TUSONIX STYLE, CURRENT (A), DWV COLUMNS ADDED & NOTE 2 & DIM'S REVISED L.E. 05-27-04	
	<b>20040514-3-17</b>			
	ADDED NOTES 2 & 3. S.M. 08-26-05	<b>1</b>	<b>2</b>	20050826-1-01

<b>--TOLERANCES--</b> Unless Otherwise Specified
DECIMAL ± $\frac{.031}{[0.79]}$
ANGLES ± $\frac{///}{///}$
<b>TUSONIX</b> TUCSON, ARIZONA

Title <b>BUSHING TYPE FEED-THRU CAPACITOR</b>	
Drawn S.M. 10-22-99	Scale 3 X
Approved B.M. 10-22-99	
<b>A</b>	<b>2425-601-X5W0-103Z</b>